

No. 812,535.

PATENTED FEB. 13, 1906.

P. R. WARREN.

BOX FOR HOLDING TOY GUNS AND SIMILAR TOYS.

APPLICATION FILED JAN. 5, 1905.

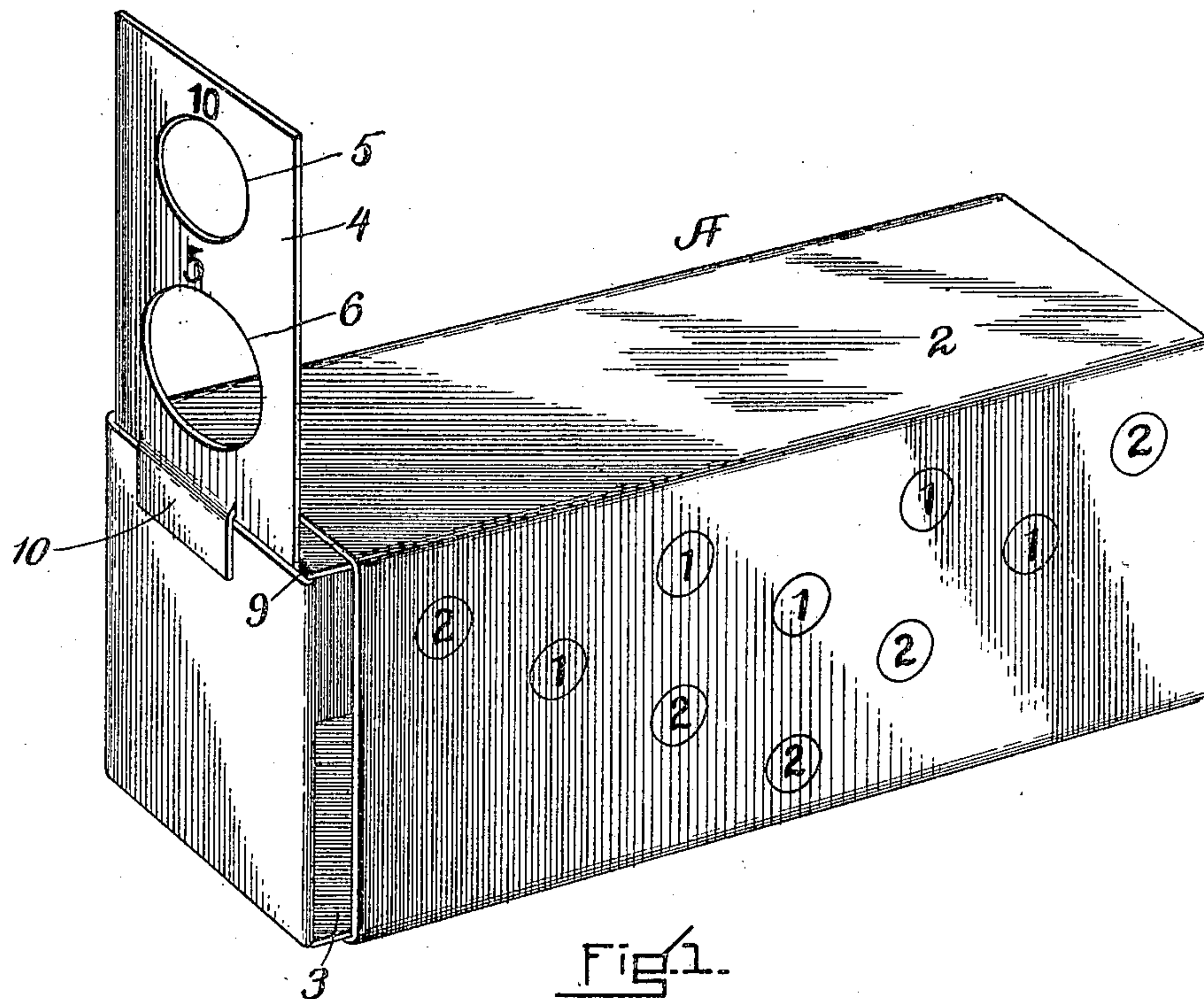


FIG. 1.

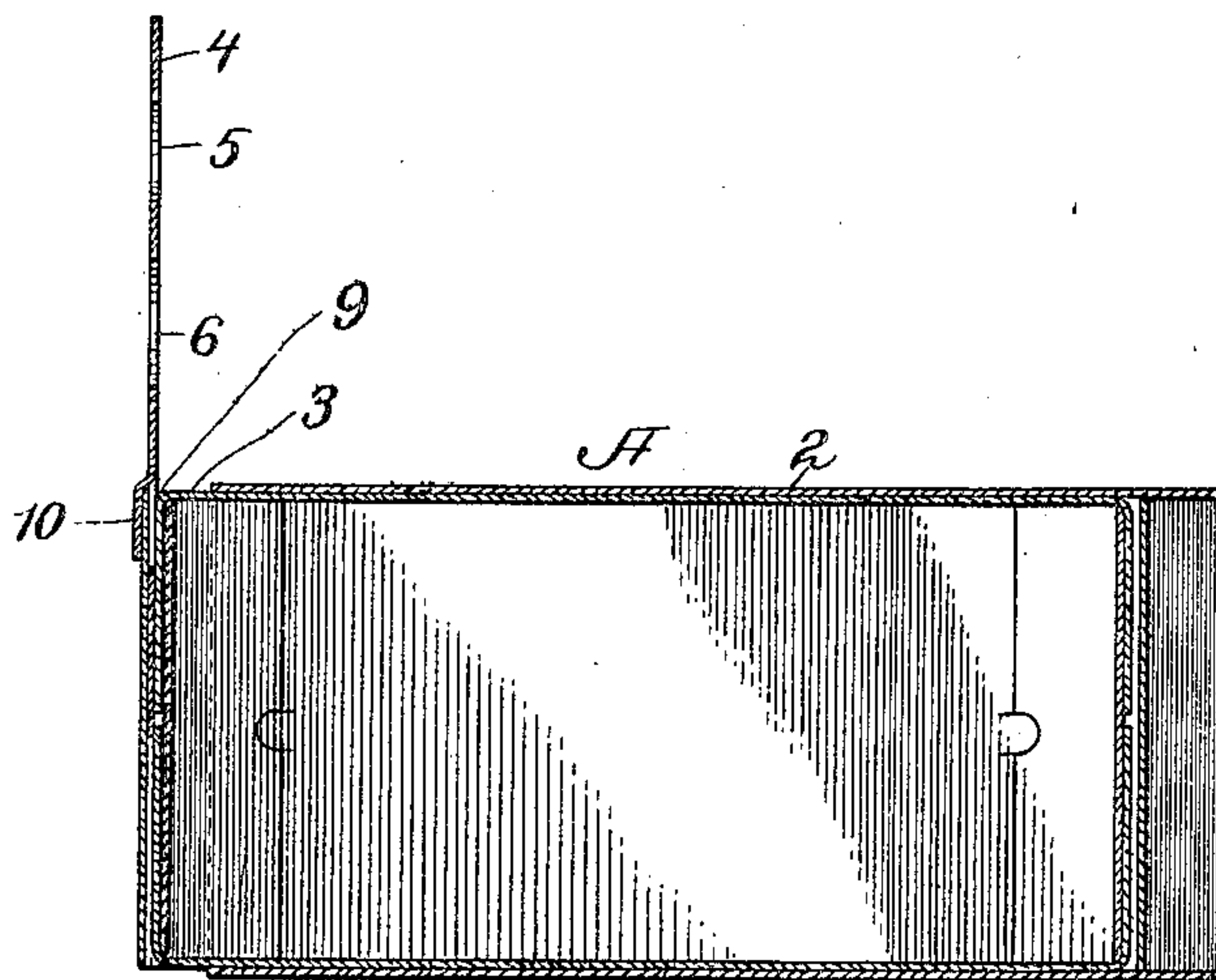


FIG. 2.

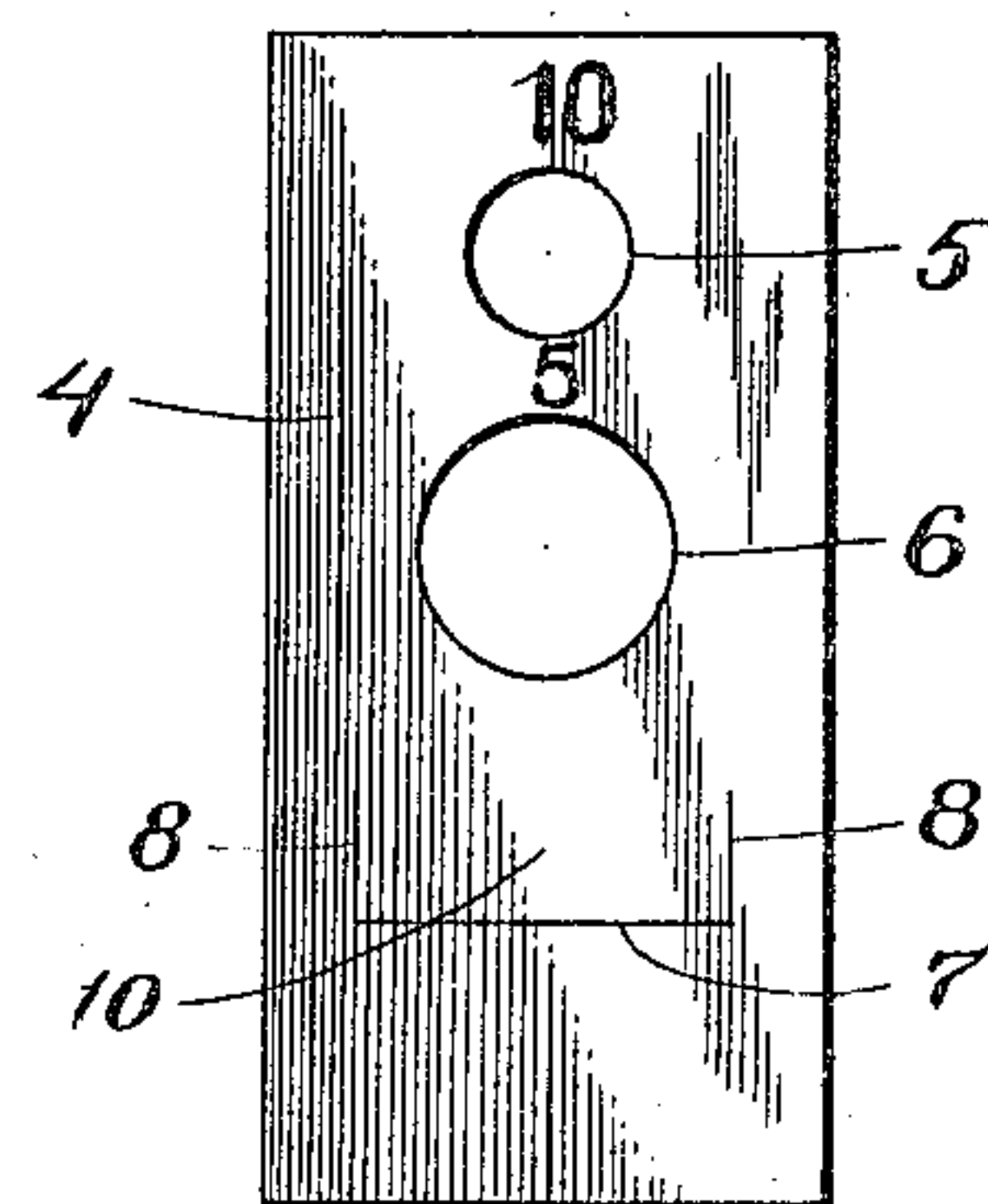


FIG. 3.

WITNESSES.
Fred. C. Dorr.
E. B. Tomlinson.

INVENTOR.
Peter R. Warren
by Alex. P. Brown
attorney

UNITED STATES PATENT OFFICE.

PETER R. WARREN, OF BROOKLINE, MASSACHUSETTS.

BOX FOR HOLDING TOY GUNS AND SIMILAR TOYS.

No. 812,535.

Specification of Letters Patent.

Patented Feb. 13, 1906.

Application filed January 5, 1905. Serial No. 239,717.

To all whom it may concern:

Be it known that I, PETER R. WARREN, a citizen of the United States, residing at Brookline, in the county of Norfolk and State of Massachusetts, have invented certain new and useful Improvements in Boxes for Holding Toy Guns and Similar Toys, of which the following is a specification.

My invention relates to an improvement in boxes for containing toy guns and other toy devices for discharging projectiles; and it consists in providing a box of this description with a target adapted to be removably secured to the outside of the box within a suitable slit or pocket provided for its reception.

In the accompanying drawings, Figure 1 is a perspective view of a box for containing a toy gun, showing the removable target mounted in position for use within a slit or pocket formed at one end of the body or sliding portion of the box, the latter being slightly drawn out from the outer casing. Fig. 2 is a vertical section of the same. Fig. 3 is a view of the removable target detached from the box.

Referring to the drawings, A represents a box composed of an outer casing 2, open at both ends, and an inner sliding portion 3 for containing a toy gun or other device for discharging projectiles at a target. 4 represents a removable target adapted to be packed with the gun inside the box when not required for use. This target consists of a flat piece of stiff material, preferably pasteboard, which may be provided with apertures 5 6 of different sizes, having indicating-numbers, as shown, or it may bear any device or representation. The inner or sliding member 3 of the box is made double at the end to form an open slit or pocket 9 for the

reception of the lower portion of the target 4, which is cut through on the horizontal and vertical lines 7 8 to form a spring-tongue 10, which when the target is inserted and pushed down into the pocket 9 will bear with a yielding pressure against the outside of the end of the box, as shown, thus stiffening and bracing the target in an upright position and also forming a stop to prevent it from being pushed down too far. The box thus forms a convenient stand or support upon which to mount the target, which can be readily removed from its pocket and placed in the box when no longer required for use.

On one of the outer faces of the box are shown a series of numbered spots upon which may be placed ten-pins to be fired at with the toy gun contained in the box.

What I claim as my invention, and desire to secure by Letters Patent, is—

The herein-described combined target and box comprising a tubular casing, a body adapted to slide freely within said casing and having each end formed by two parallel walls separated at their upper edges, and a target adapted to be received within the said body when not in use and to have one end inserted between the walls of either end of the box, said target having a tongue formed integral therewith and adapted to project over the outer face of the end of the box between the walls of which it is inserted, substantially as described.

In testimony whereof I have hereunto subscribed my name this 31st day of December, 1904.

PETER R. WARREN.

Witnesses:

ALEX P. BROWNE,

ELLEN B. TOMLINSON.