
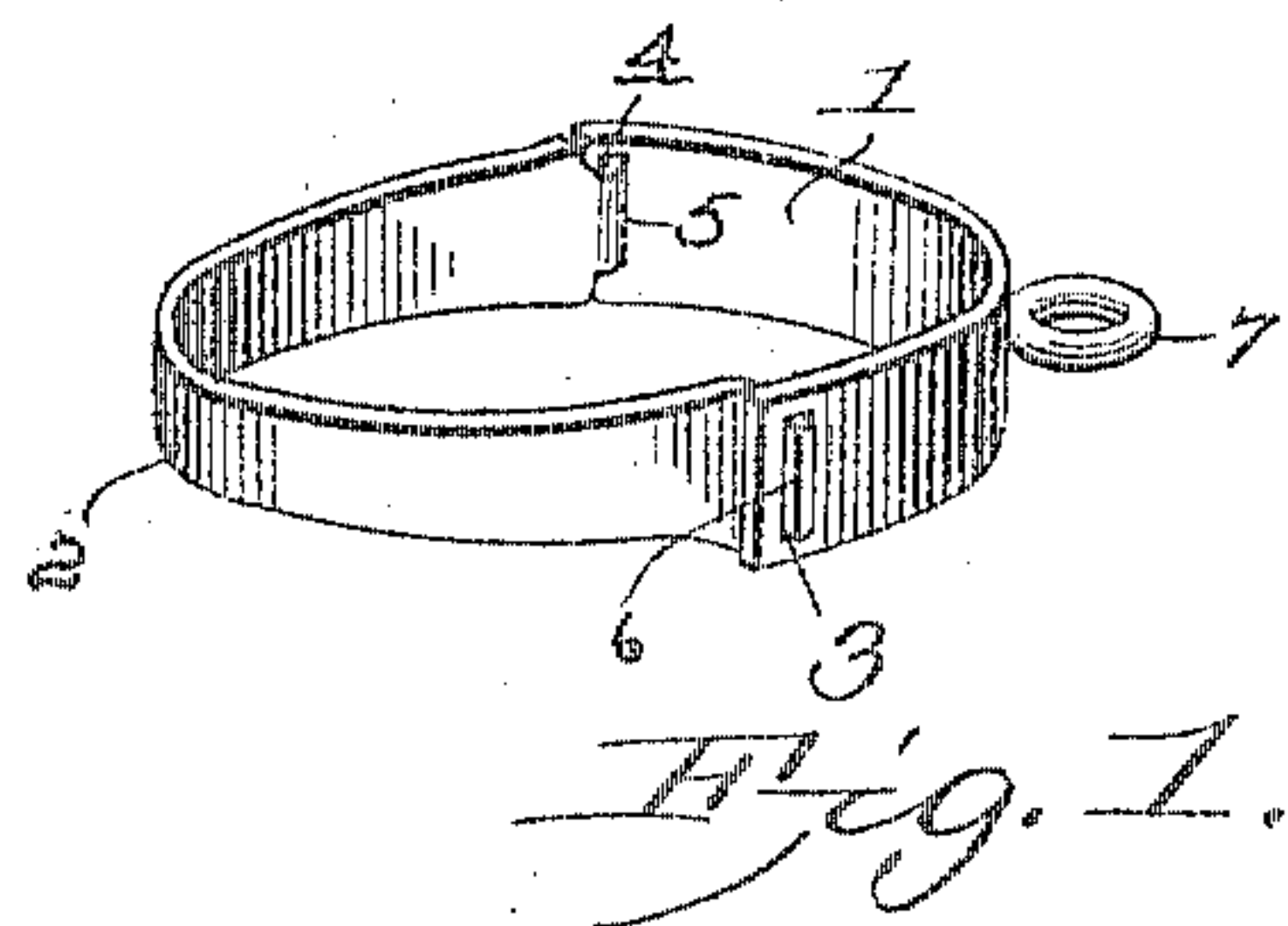
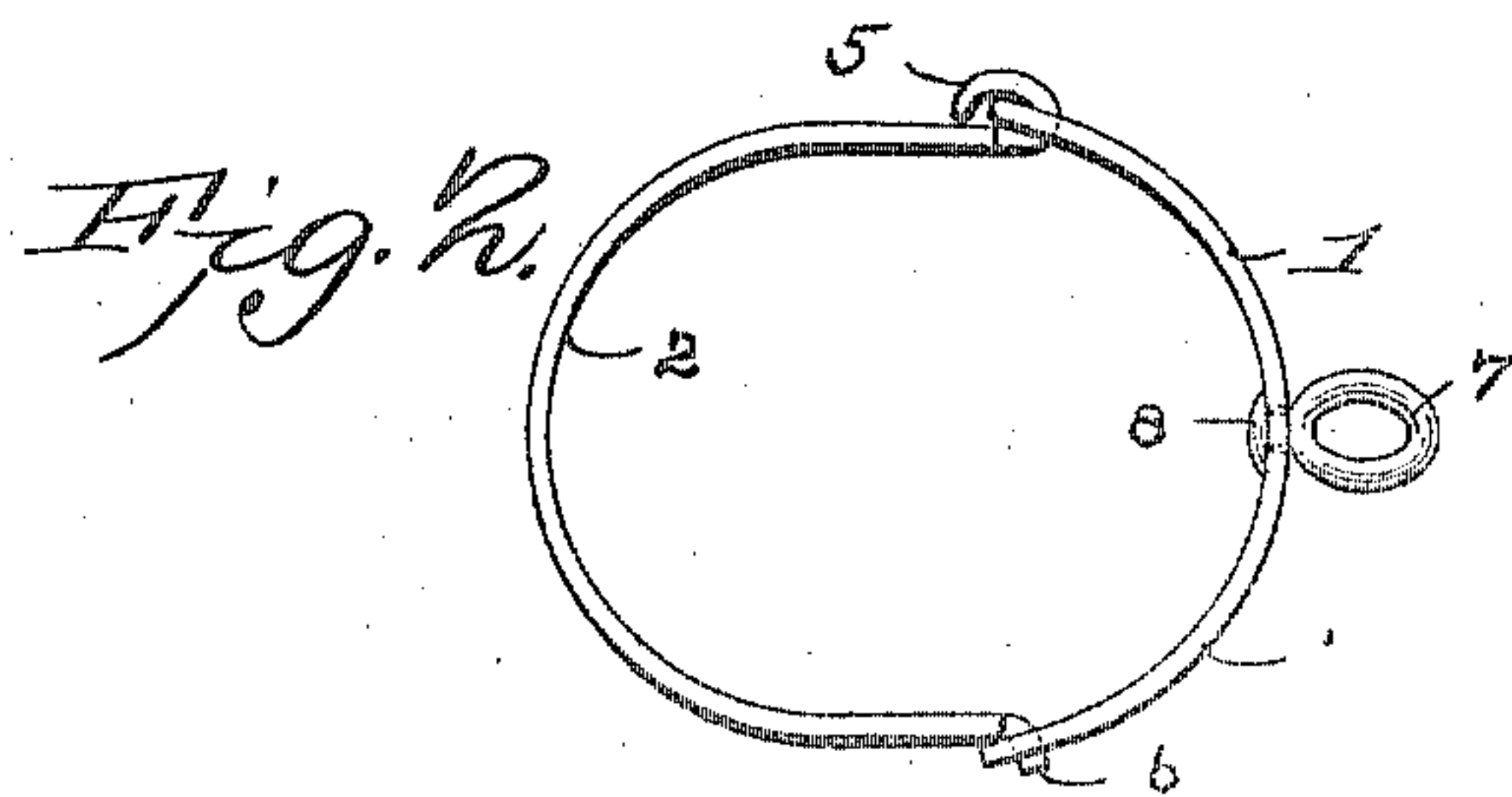


No. 811,586.

PATENTED FEB. 6, 1906.

C. A. SAMUELL.  
DECOY DUCK TETHERING DEVICE.  
APPLICATION FILED JUNE 22, 1905.



Witnesses  
*E. J. Stewart*  
*L. L. Morrill*

Charles A. Samuell, Inventor.  
by *C. A. Snow & Co.*  
Attorneys



# UNITED STATES PATENT OFFICE.

CHARLES A. SAMUELL, OF EASTON, ILLINOIS, ASSIGNOR OF ONE-HALF  
TO ALEXANDER H. PENEWITT, OF EASTON, ILLINOIS.

## DECOY-DUCK-TETHERING DEVICE.

No. 811,586.

Specification of Letters Patent.

Patented Feb. 6, 1906.

Application filed June 22, 1905. Serial No. 266,489.

*To all whom it may concern:*

Be it known that I, CHARLES A. SAMUELL, a citizen of the United States, residing at Easton, in the county of Mason and State of Illinois, have invented a new and useful Decoy-Duck-Tethering Device, of which the following is a specification.

This invention relates to a novel form of decoy-tethering device.

The object of the invention is to provide a device of the character specified which may be readily applied to the neck of a live duck and which will be thoroughly effective in holding it against escape without inflicting pain or injury and which may readily be positioned and removed when desired.

With the above and other objects in view, as will appear as the nature of the invention is better understood, the same consists in the novel construction and combination of parts of a duck-tethering device, as will be hereinafter fully described and claimed.

In the accompanying drawings, forming a part of this specification, and in which like characters of reference indicate corresponding parts, Figure 1 is a view in perspective of a tethering device constituting the subject-matter of the present invention. Fig. 2 is a view in plan. Fig. 3 is a perspective view exhibiting a duck with the tethering device applied thereto.

The device embodies two semicircular sections 1 and 2, of which the former is adapted to be disposed at the back of the duck's neck and the latter at the front thereof. The member 1 is provided at its terminals with transverse slots 3 and 4, which are adapted to be engaged, respectively, by tongues 5 and 6 on the member 2, the tongue 5 being of greater length and bent upon itself to form a loop by which the member 2 is permanently combined with the member 1 and the tongue 6 being of a size to engage and project through the slot 3, thus to permit of the appliance being positioned and removed, if desired. The member 1 is preferably rigid and the member 2 resilient in order to permit of

its being connected with and disconnected from the member 1.

Combined with the member 1 is a swivel-eye 7, the inner end of which is upset, as at 8, to hold it permanently but revolubly combined with the member. The eye is adapted to be engaged by one end of a cord 9, the other end of which is secured to a suitable anchoring device, such as a post or stake 10, driven in the shore, or, if preferred, an ordinary anchor, such as commonly employed on wooden decoy-ducks, may be used.

In order to secure the tether or ring upon the neck of a duck, it will only be necessary to compress the member 2 to permit the tongue 6 to engage with the slot 3, the reverse of this operation being observed when the ring is to be removed.

Having thus described the invention, what is claimed is—

1. A tether comprising two approximately semicircular members one of which is substantially rigid and has a swivel-eye permanently combined with it, the terminals of the member being provided with slots, and a flexible member having one terminal provided with a tongue permanently to engage one of the slots and its other terminal provided with a tongue for detachable engagement with the other slot.

2. A tethering device embodying two curved members one of which is substantially non-yielding and provided with terminal orifices and the other of which is yielding and provided with terminal tongues to engage the orifices, one of the tongues being bent to form a loop to hold the two members assembled, and a swivel permanently connected with the first-named member.

In testimony that I claim the foregoing as my own I have hereto affixed my signature in the presence of two witnesses.

CHARLES A. SAMUELL.

Witnesses:

PERRY E. STUFFLEBEAM,  
HARDY STITH.