

No. 807,628.

PATENTED DEC. 19, 1905.

M. MARKS.
SLEEVE PROTECTOR.
APPLICATION FILED MAR. 13, 1905.

2 SHEETS—SHEET 1.

Fig. 1.



Fig. 2.


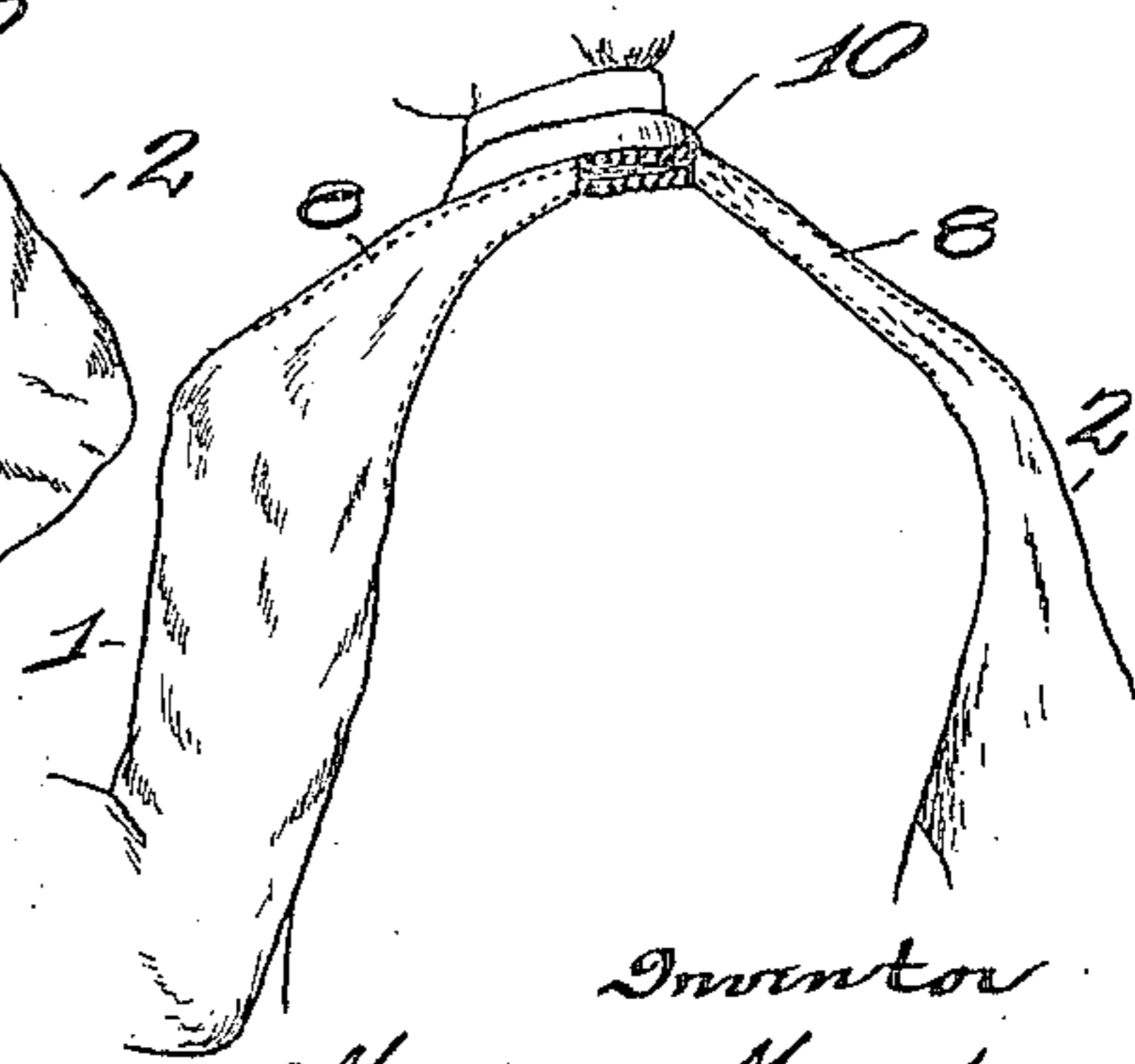


Fig. 3.



Witnesses
Alfred A. Cicca
Chas. M. Harrington

Inventor
Marcus Marks
by Higdon & Langan attys.

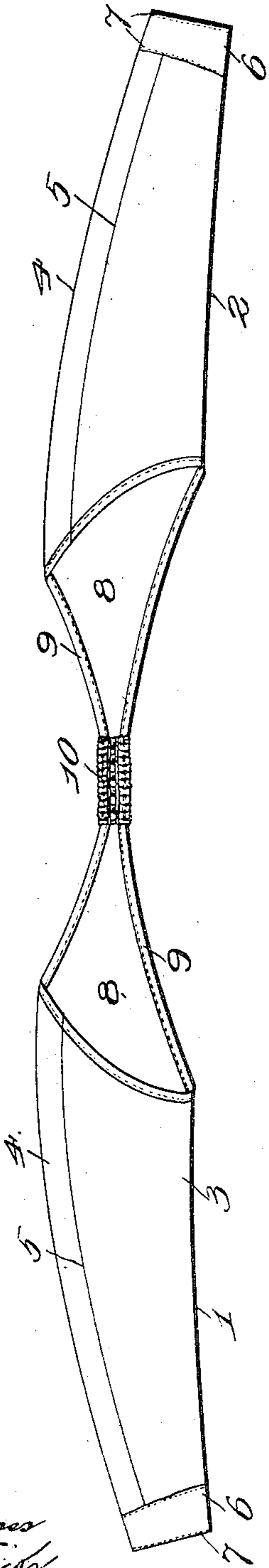
No. 807,628.

PATENTED DEC. 19, 1905.

M. MARKS.
SLEEVE PROTECTOR.
APPLICATION FILED MAR. 13, 1905.

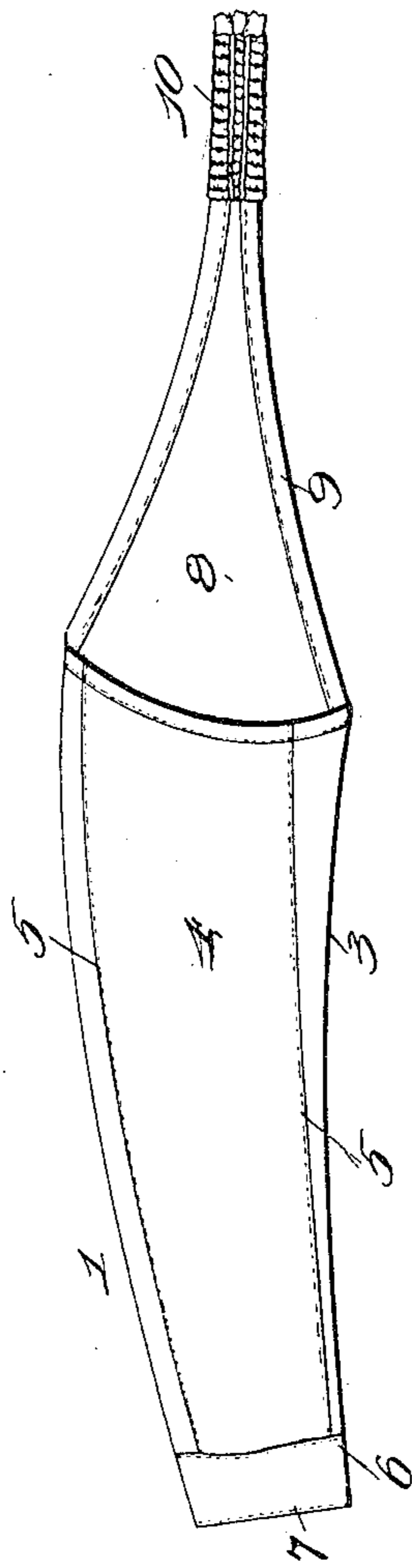
2 SHEETS—SHEET 2.

Fig. 4.



Witnesses
Alfred A. Eick
Edw. M. Harrington

Fig. 5.



Inventor
Marcus Marks
by Higdon & Langan Attys.

UNITED STATES PATENT OFFICE.

MARCUS MARKS, OF ST. LOUIS, MISSOURI.

SLEEVE-PROTECTOR.

No. 807,628.

Specification of Letters Patent.

Patented Dec. 19, 1905.

Application filed March 13, 1905. Serial No. 249,865.

To all whom it may concern:

Be it known that I, MARCUS MARKS, a citizen of the United States, and a resident of the city of St. Louis, Missouri, have invented certain new and useful Improvements in Sleeve-Protectors, of which the following is a specification, containing a full, clear, and exact description, reference being had to the accompanying drawings, forming a part hereof.

My invention relates to improvements in sleeve-protectors; and it consists of the novel arrangement and combination of parts herein shown, described, and claimed.

In the drawings, Figure 1 shows my invention applied to the wearer ready for use. Fig. 2 illustrates the method of putting on the same. Fig. 3 is a rear plan view when the device has been applied to the body of the wearer. Fig. 4 is a plan view. Fig. 5 is a plan view of a portion of the protector, showing the manner of constructing the sleeve portion of same.

The object of my invention is to construct a sleeve-protector adapted to cover the entire sleeve of the wearer and also the shoulder, and cut so as to fit neatly around the vest-opening, whereby the entire sleeve and shoulder is protected and a neat and attractive appearance is obtained.

Referring to the drawings, 1 indicates one sleeve portion, and 2 the other. Each of said sleeve portions is composed of two pieces of material 3 and 4, stitched together by means of stitching 5.

6 indicates a reinforced cuff portion which is attached to each sleeve by means of stitching 7. The portions 3 are provided with tapered extensions 8.

9 indicates a reinforcing strip or hem which

is applied around the edge of the sleeves 1 and 2. The tapered portions 8 of the sleeves 1 and 2 are secured together by means of an elastic band 10.

In applying my protector for use the arms are first inserted in the sleeves 1 and 2, and then the tapered portions 8 and elastic band 10 are inserted over the head, as illustrated in Fig. 2.

When my sleeve-protector is applied for use as illustrated in Figs. 1 and 3, it will be noticed that the entire sleeve and shoulder are protected. In fact, all the portions of the shirt not covered by the vest are protected and concealed by the use of my sleeve-protector, and by its use the coat may be dispensed with and the wearer of the sleeve will still present a neat appearance.

When my invention is in use, the tapered portions 8 completely cover the shoulder, and the reinforced edges 9 fit around the arm-openings in the vest.

Having fully described my invention, what I claim is—

A sleeve-protector, comprising sleeve portions adapted to cover the sleeves; shoulder portions tapered from end to end and attached to said sleeve portions adapted to cover the shoulders; and an elastic band secured to the adjacent reduced inner ends of said shoulder portions; substantially as specified.

In testimony whereof I have signed my name to this specification in presence of two subscribing witnesses.

MARCUS MARKS.

Witnesses:

ALFRED A. EICKS,

EDW. M. HARRINGTON.