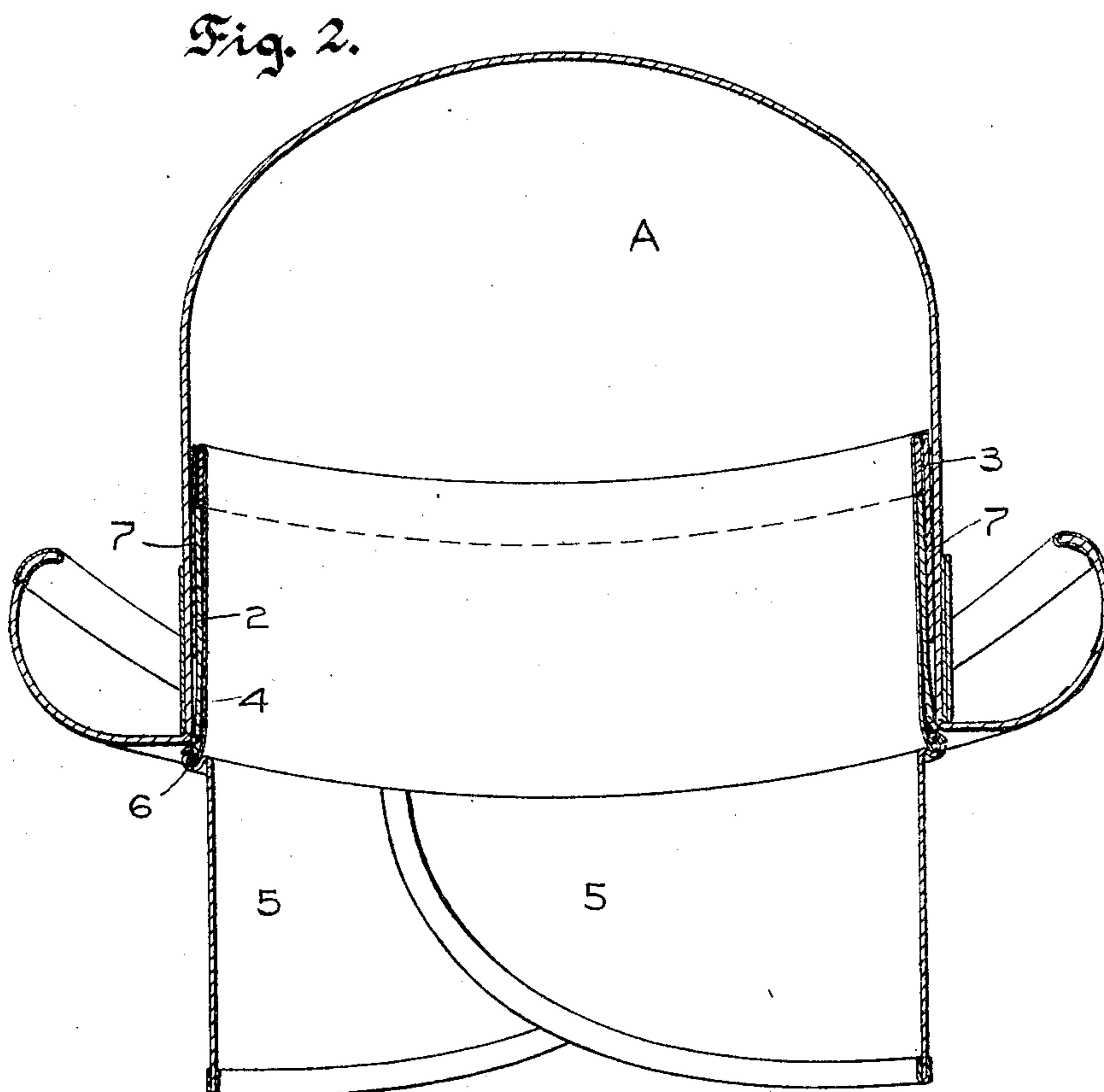
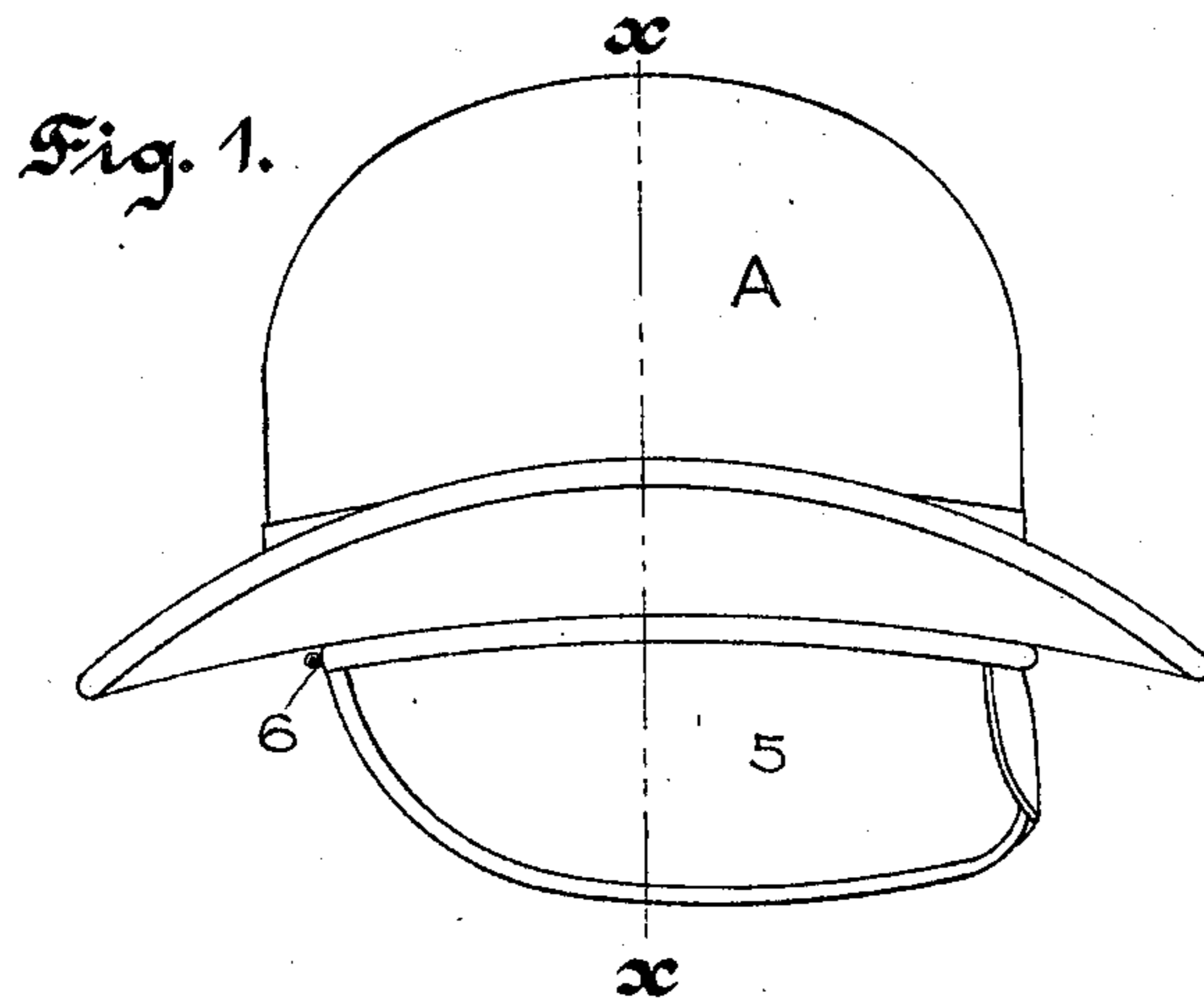


No. 804,348.

PATENTED NOV. 14, 1905.

J. M. SHOURT.
HEAD AND EAR PROTECTOR.
APPLICATION FILED NOV. 16, 1904.

2 SHEETS—SHEET 1.



Witnesses,
W. H. Palmer.
Emily F. Otis

Inventor,
James M. Shourt.
By J. O. Johnson
his Attorneys.

J. M. SHOURT.
HEAD AND EAR PROTECTOR.
APPLICATION FILED NOV. 15, 1904.

2 SHEETS—SHEET 2.

Fig. 3.

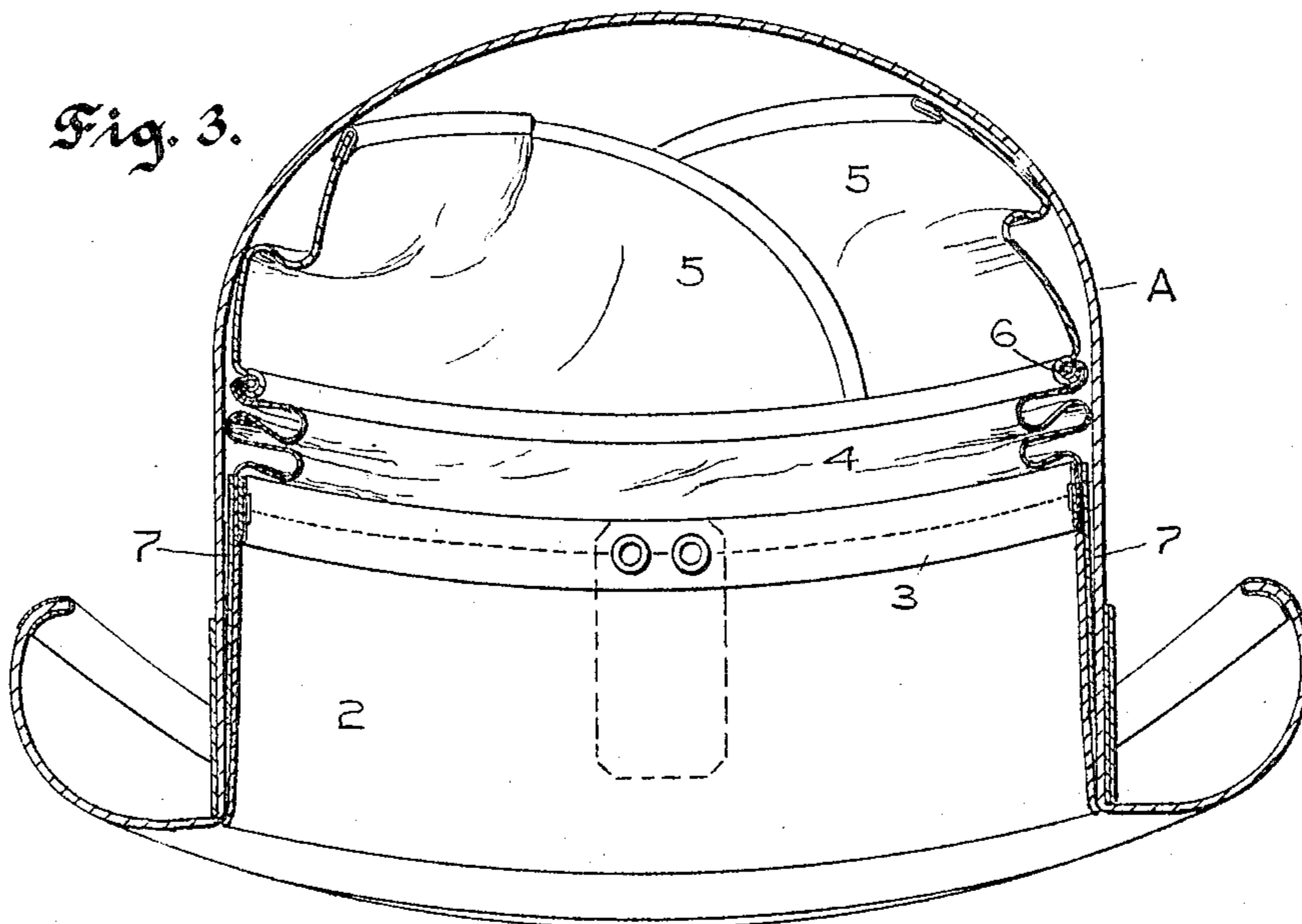


Fig. 4.




Fig. 5.

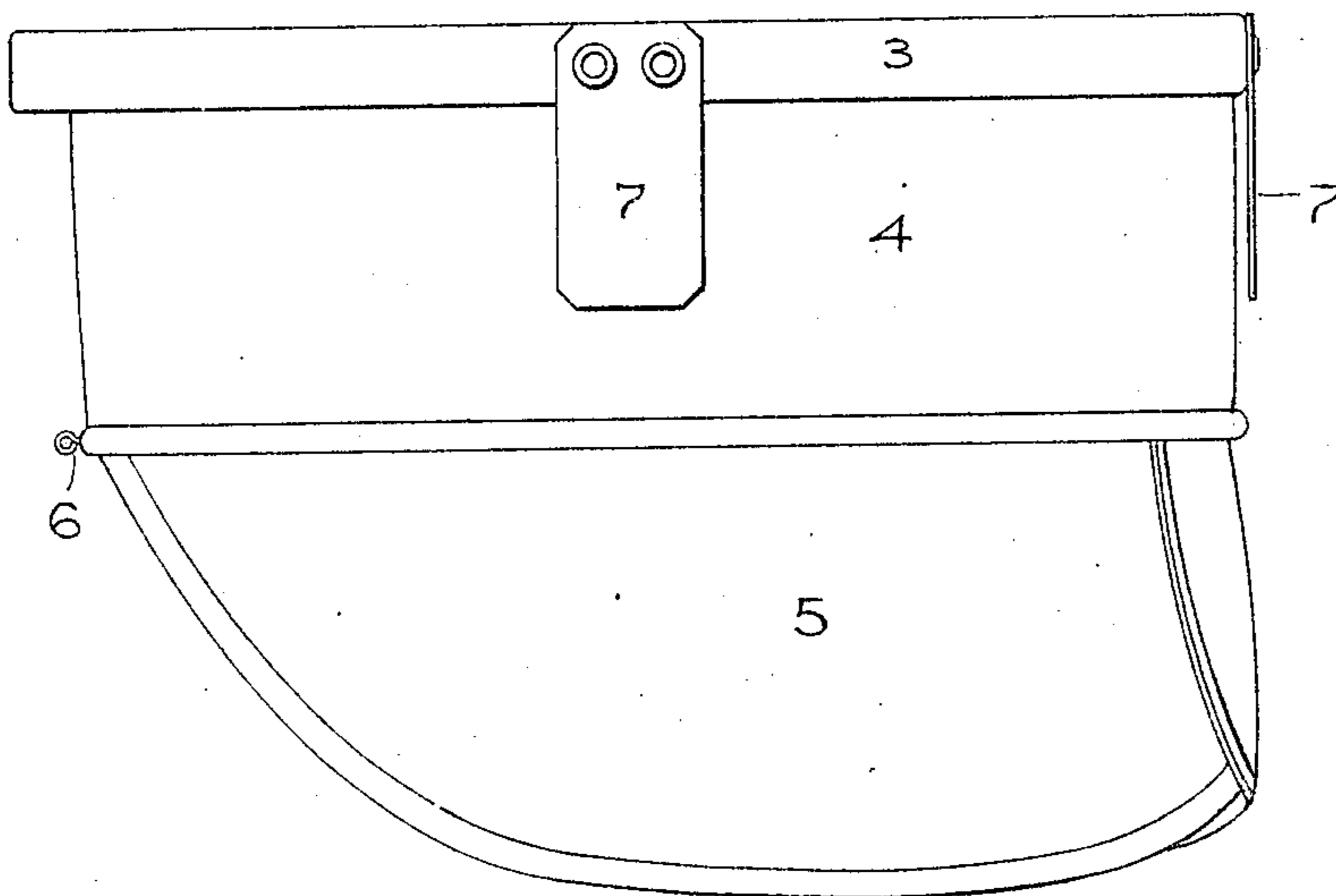
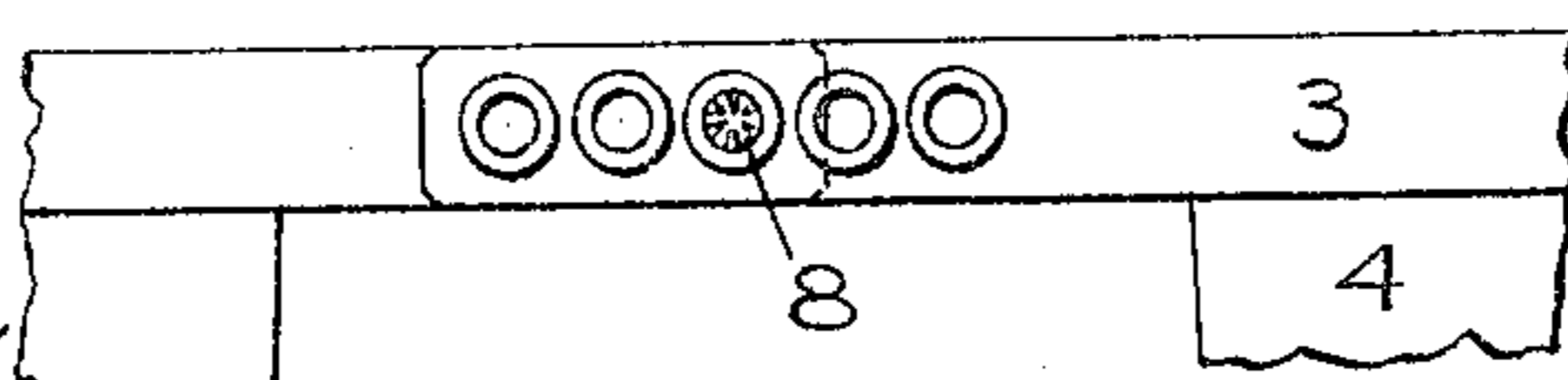


Fig. 6.



Witnesses,
W. H. Palmer.
Emily F. Otis

Fig. 7.



Inventor,
James M. Shourt.
by J. O. Johnson
his Attorneys.

UNITED STATES PATENT OFFICE.

JAMES M. SHOURT, OF ST. PAUL, MINNESOTA.

HEAD AND EAR PROTECTOR.

No. 804,348.

Specification of Letters Patent.

Patented Nov. 14, 1905.

Application filed November 15, 1904. Serial No. 232,775.

To all whom it may concern:

Be it known that I, JAMES M. SHOURT, a citizen of the United States, residing at St. Paul, in the county of Ramsey and State of Minnesota, have invented certain new and useful Improvements in Head and Ear Protectors, of which the following is a specification.

My invention relates to improvements in head and ear protector attachments for hats.

To this end my invention consists in the features of construction and combination herein-after particularly described and claimed.

In the accompanying drawings, forming part of this specification, Figure 1 is a side elevation of a derby hat fitted with my invention. Fig. 2 is a section on line *xx* of Fig. 1. Fig. 3 is a longitudinal section of a derby hat fitted with my invention and showing the same folded into the hat above the sweat-band. Fig. 4 is a sectional view of the head and ear protector. Fig. 5 is a side elevation of the protector, and Figs. 6 and 7 are detail views of an adjustable connecting portion of the protector.

In the drawings, A represents a gentleman's derby hat of ordinary construction provided with a sweat-band 2. Adapted to be supported within the hat is my improved attachment, consisting of an annular strip 3 of flexible material connected by a preferably single-piece fabric band 4, with ear or head protector flaps 5. An annular spring-ring 6 is interposed between the band 4 and head or ear protector flaps. A series of downwardly-extending fingers 7 are secured to the outer face of the annular strip 3 and adapted to be inserted between the sweat-band and hat to support the attachment.

In order to make the protector adjustable in size, the annular strip 3 may have adjustable interlocking ends by means of snaps 8.

In use the fingers 7 are inserted between the sweat-band and body of the hat, as shown in the drawings. When not in use as a head and ear protector, the attachment is adapted to be folded up within the crown of the hat, as shown in Fig. 3, the spring-ring 6 pressing against the hat to prevent dropping of the attachment. When it is desired to use the attachment as a head and ear protector, it is turned down below the rim of the hat, as shown in Fig. 2. In downturned position the ring 6 will bear against the lower edge of the hat and hold the flap portion closely

against the head and ears. The band 4, connecting the annular strip 3 and the ring 6, is very thin, so as not to inconveniently increase the thickness of the sweat-band.

It will be evident that my attachment may be used with a silk hat or soft hat as well as a derby, and the means by which it is supported in the hat may be modified without departing from the idea of the invention, the scope of which is defined in the claims.

Having now described my invention, what I claim as new, and desire to secure by Letters Patent, is—

1. The combination with a hat provided with a sweat-band, of a head and ear protector, supporting-fingers therefor extending behind the sweat-band and a connection of thin flexible material between said protector and fingers.

2. The combination with a hat provided with a sweat-band, of an annular strip supported above the sweat-band, a head and ear protector connected with the free edge of said band, and a spring-ring separating said strip and flaps.

3. The combination with a hat provided with a sweat-band, of an attachment of the class described consisting of an annular strip supported within the hat above the sweat-band, ear-protector flaps connected with said strip, and a spring-ring secured intermediate of said strip and flaps in position to bear against the lower edge of the hat when the attachment is downturned.

4. In combination with a hat provided with a sweat-band, an attachment of the class described consisting of an annular strip removably supported above the sweat-band, ear-protector flaps, and a connection of thin flexible material between said flaps and said annular strip, said connection being of greater width than the sweat-band.

5. In combination with a hat provided with a sweat-band, an annular strip, fingers carried by said strip and extending behind the sweat-band, a head and ear protector, and a connection of flexible material between said protector and strip.

6. In combination with a hat provided with a sweat-band, an annular strip, means for adjusting the size of said strip, means for supporting said strip in said hat consisting of fingers carried by said strip and extending downwardly behind the sweat-band, a head

and ear protector, and a connection of thin flexible material between said protector and strip.

5 7. The combination with a hat, of an attachment of the class described consisting of head and ear protector flaps, means for supporting the same in connection with said hat, and a spring-ring secured to the edge of the

head and ear protector adjacent to the lower edge of the hat. 10

In testimony whereof I affix my signature in presence of two witnesses.

JAMES M. SHOURT.

Witnesses:

H. S. JOHNSON,
EMILY F. OTIS.