

No. 804,290.

PATENTED NOV. 14, 1905.

I. WINE.  
SUNSHADE.

APPLICATION FILED MAR. 23, 1905.

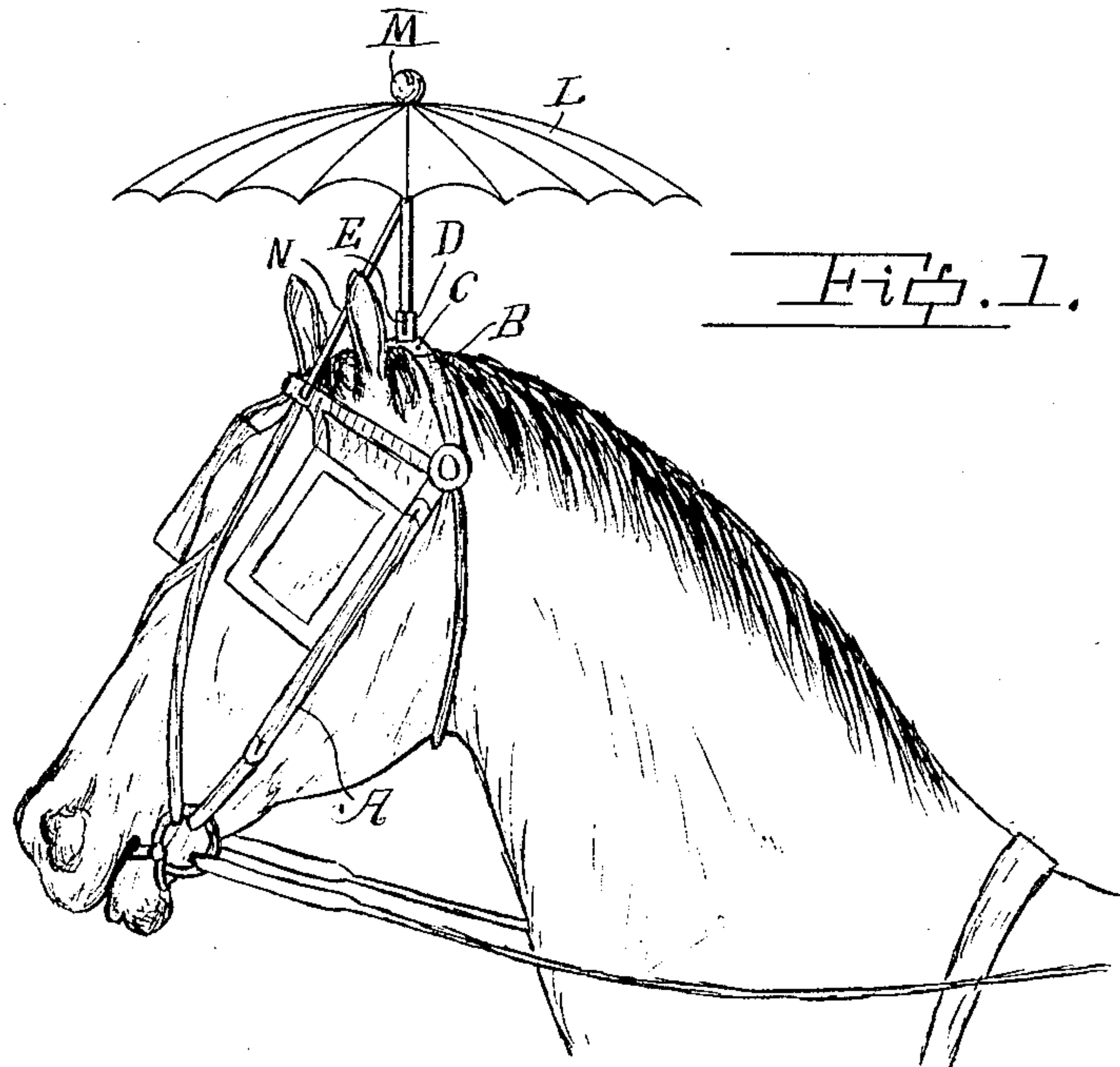


Fig. 1.

Fig. 3.

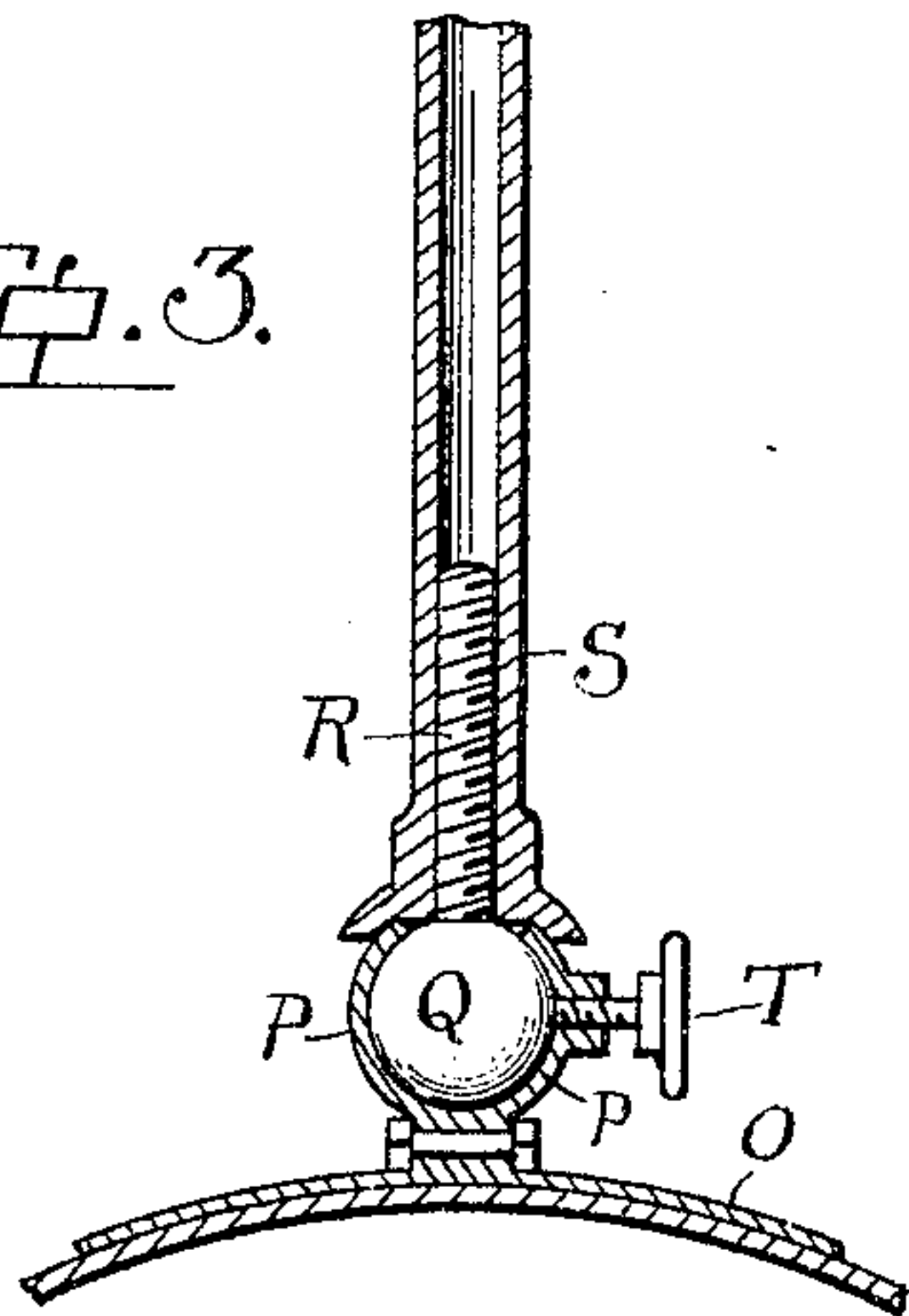
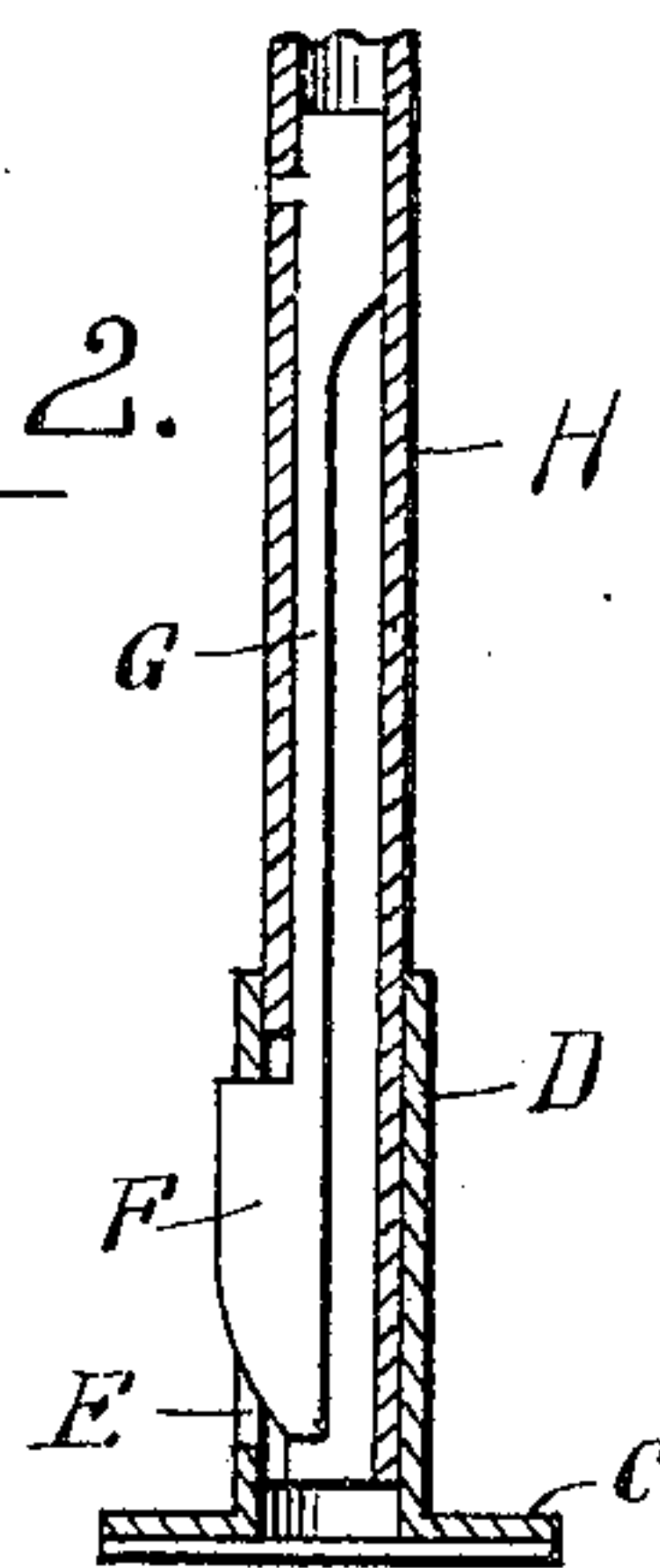


Fig. 2.



Witnesses

*J. H. Conger*  
*M. E. Moore*

Inventor

*Israel Wine*

*J. H. Moore*  
Attorney

# UNITED STATES PATENT OFFICE.

ISRAEL WINE, OF NEW YORK, N. Y.

## SUNSHADE.

No. 804,290.

Specification of Letters Patent.

Patented Nov. 14, 1905.

Application filed March 23, 1905. Serial No. 251,605.

*To all whom it may concern:*

Be it known that I, ISRAEL WINE, a citizen of the United States, residing at New York, in the county of New York and State of New York, have invented new and useful Improvements in Sunshades, of which the following is a specification.

My invention relates to improvements in sunshades, and refers particularly to a sunshade for draft-animals, the object being the provision of a shade adapted to be attached or applied to the crown-piece of the bridle for preventing the rays of the sun from shining upon the head of the animal.

Another object of my invention is the provision of a sunshade for draft-animals which will be capable of application with ease and at a very small expense, which will be thoroughly efficient and practical for the purpose intended, and which will be of attractive appearance and not mar or disfigure the appearance of the animal.

With these objects in view my invention consists of a sunshade of the character and for the purpose described embodying novel features of construction and combination of parts, substantially as disclosed herein.

Figure 1 represents a perspective view of the head of the horse with my sunshade in position for use. Fig. 2 represents a sectional view, and Fig. 3 represents a detail sectional view of a modified construction, of my sunshade.

In the drawings the letter A designates the bridle provided with the crown-strap B, upon which is rigidly secured the curved plate C, from which rises the socket piece or sleeve D, provided on one side with the vertical kerf E, which forms a keeper or retainer for the spring-catch F, carried by the spring-arm G, said spring-arm being secured at its upper end in the hollow staff H. The lower end of the hollow staff, it will be noticed, fits snugly in the socket piece or sleeve, and the spring-catch engages in the vertical kerf or keeper and secures the staff in proper position, and near the upper portion of the hollow staff is mounted the upper spring-catch which secures the runner, to which are connected the arms and spreaders carrying the shade L, and to the

upper end of the staff is rigidly secured the bell M, which sounds upon the movement of the animal's head to attract attention or for any purpose which such a bell could be devised. To brace and steady the shade with 55 reference to the bridle, I employ a connection N, which leads from the staff to the brow-band of the bridle.

In the modified form of my invention (shown in Fig. 3) I provide the curved base-plate O 60 with the ball-socket members P, which engage the ball Q, formed with a threaded stem R, fitting the lower end of the hollow staff S, and to secure the staff in any adjustment, according to the direction of the rays of the sun, I 65 provide one of the socket members with an adjusting-screw T, which engages the ball and retains the same in the proper adjusted position.

From the foregoing description, taken in 70 connection with the drawings, it is evident that I provide a sunshade which can be applied at a very small expense, which is of ornamental and attractive appearance, and which by reason of its efficiency will commend itself 75 as useful and desirable.

I claim—

1. In a sunshade, the combination with the head-strap of a bridle, the base-plate adapted to be secured to said head-strap, a socket 80 piece or sleeve on said base-plate, a staff or handle having its lower end fitting in said sleeve, a sunshade mounted on the upper end of said staff and a connection between said staff and the brow-band of the bridle. 85

2. In a sunshade, the combination with the head-strap of a bridle, the base-plate adapted to be secured thereto, the socket piece or sleeve on said base-plate, a staff or handle having its lower end fitting in said sleeve, a sunshade 90 mounted on the upper end of said staff, and means secured to the staff and brow-band of the bridle and adapted to support said staff in an upright position.

In testimony whereof I affix my signature in 95 presence of two witnesses.

ISRAEL WINE.

Witnesses:

LEO ROSETT,  
M. HAMESH.