

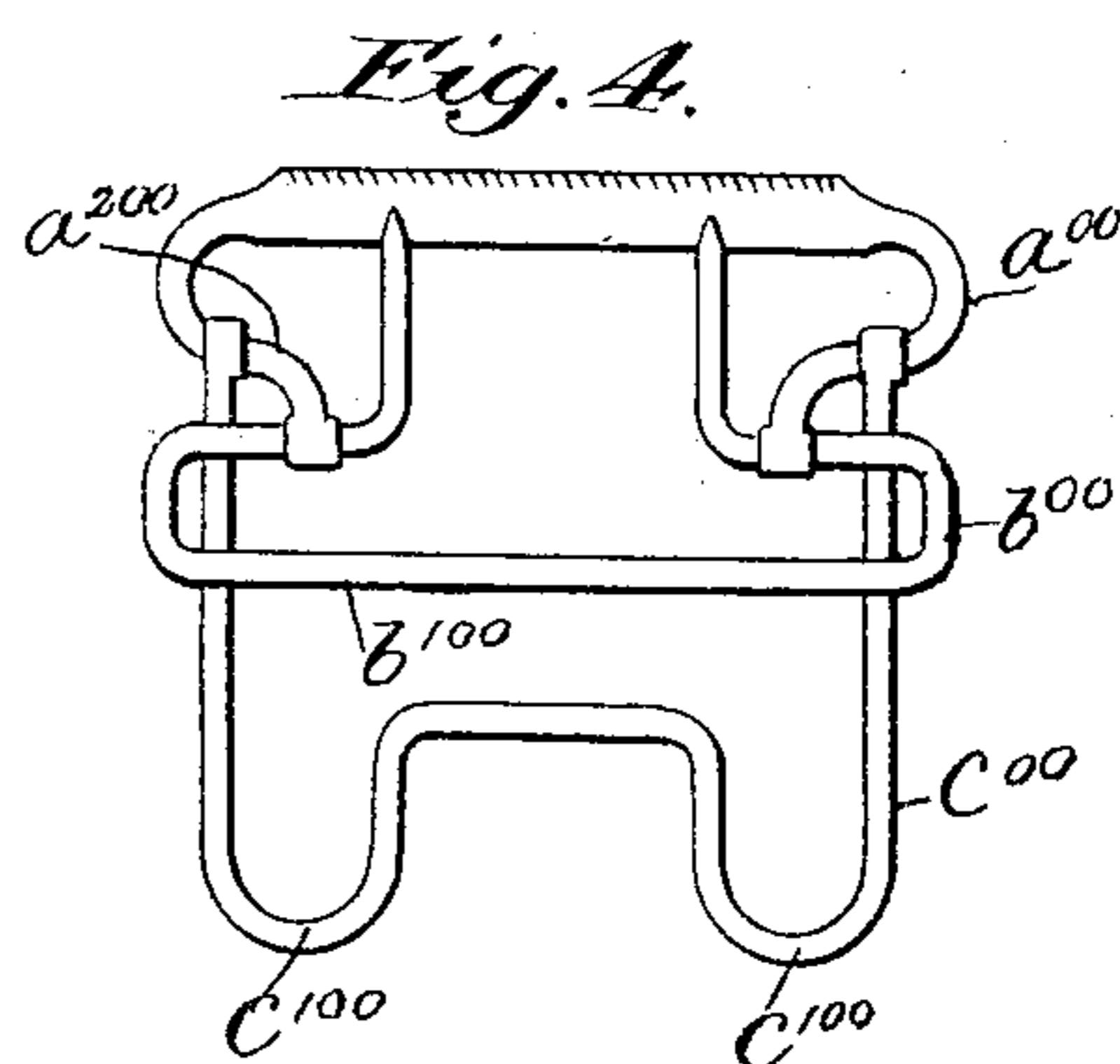
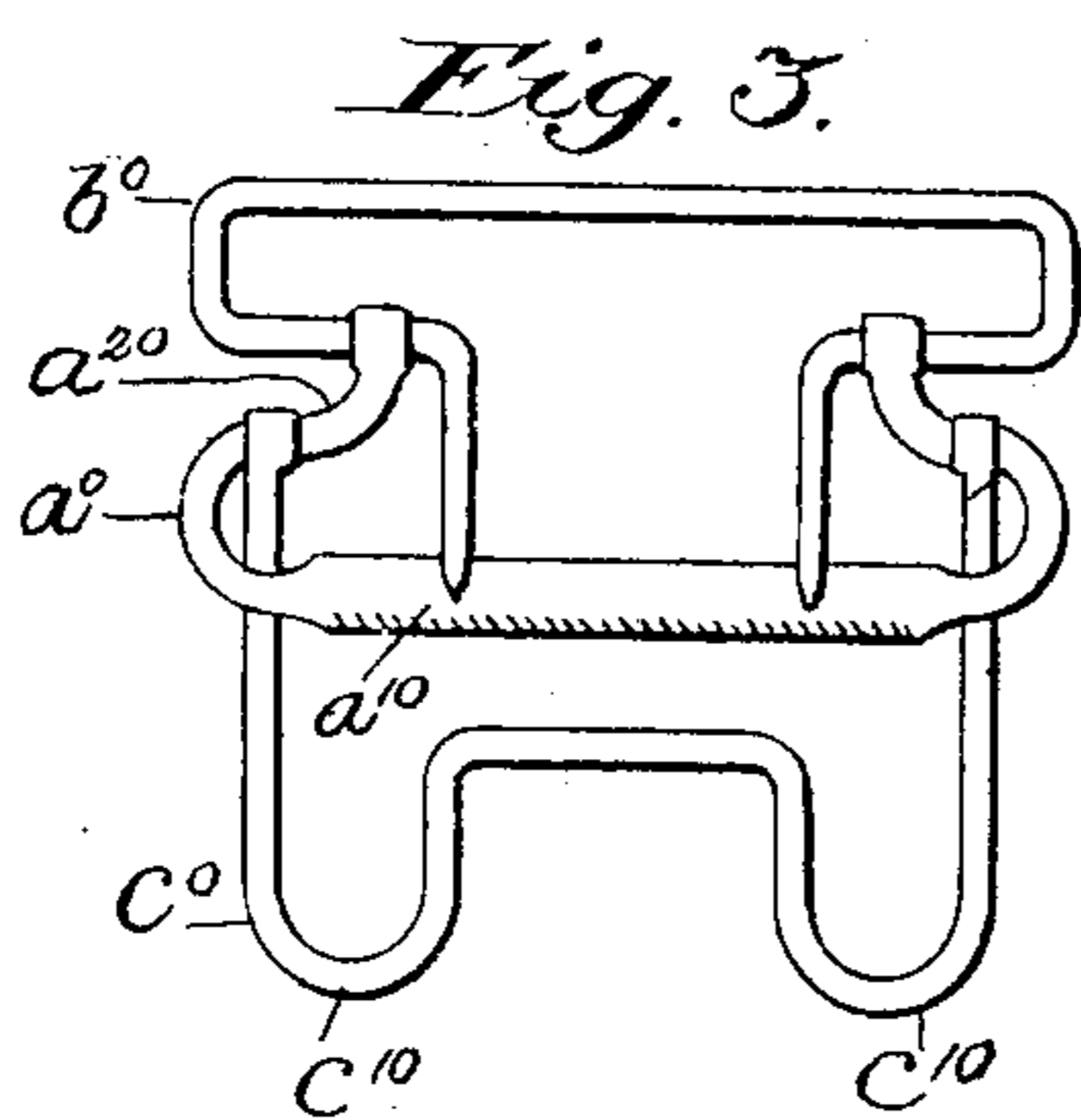
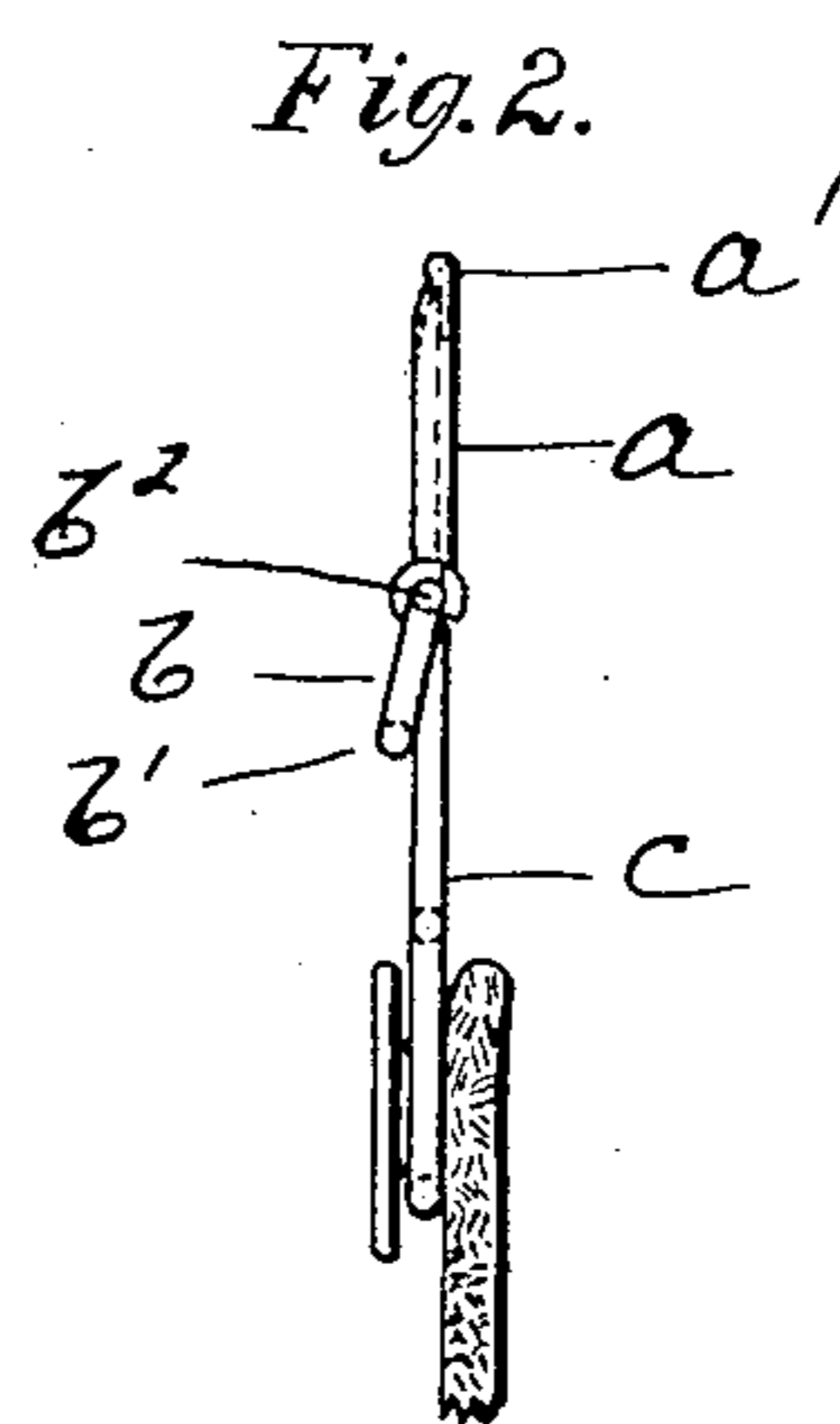
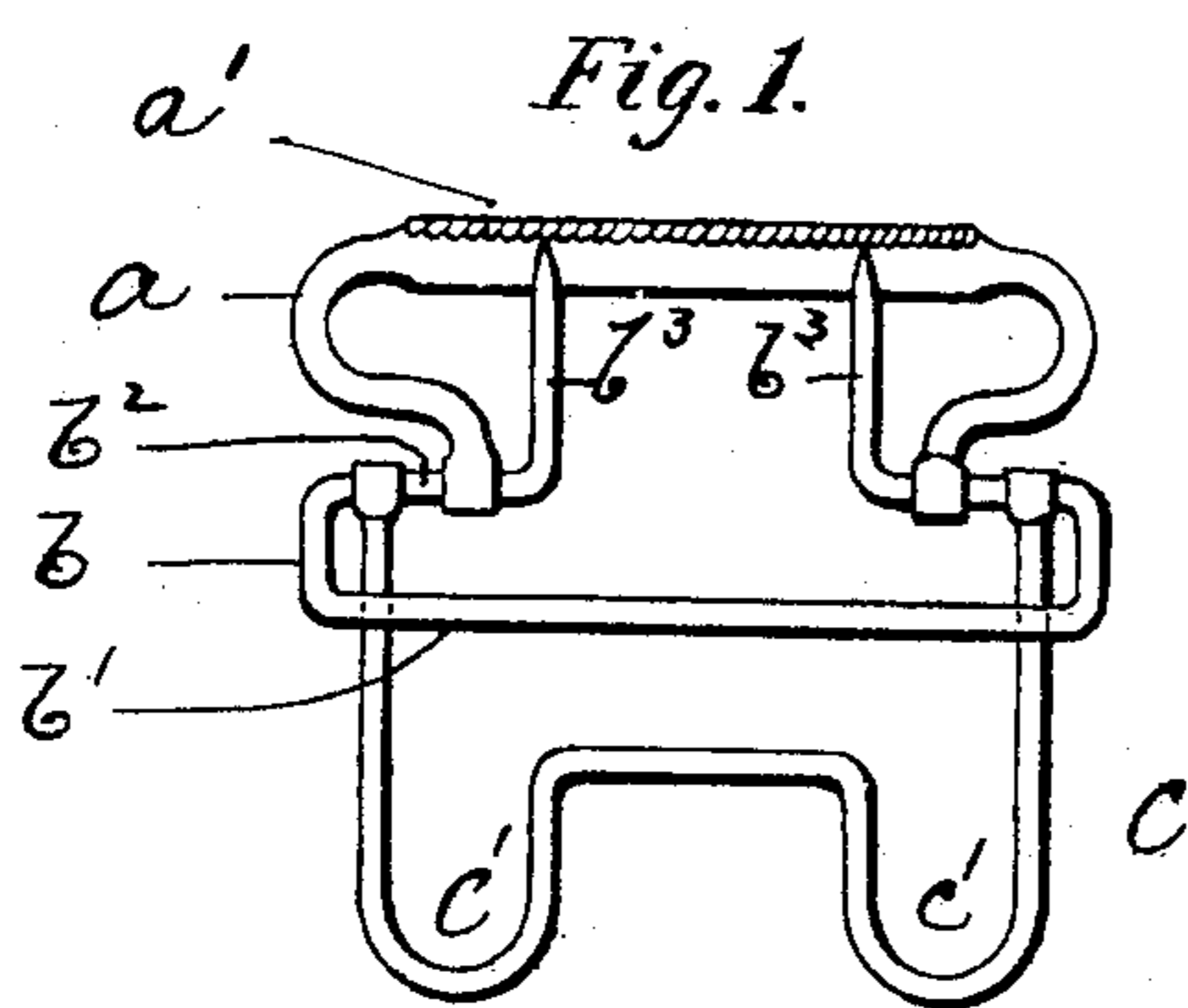
No. 803,822.

PATENTED NOV. 7, 1905.

T. S. HALEY.

BUCKLE.

APPLICATION FILED FEB. 25, 1905.



Witnesses:
F. H. Elliott
A. H. H. H. H.

Inventor:
Thomas S. Haley
by D. E. Hall
Attorney.

UNITED STATES PATENT OFFICE.

THOMAS S. HALEY, OF WEST HAVEN, CONNECTICUT, ASSIGNOR TO THE
WIRE NOVELTY MANUFACTURING COMPANY, OF WEST HAVEN, CON-
NECTICUT, A CORPORATION OF CONNECTICUT.

BUCKLE.

No. 803,822.

Specification of Letters Patent.

Patented Nov. 7, 1905.

Application filed February 25, 1905. Serial No. 247,299.

To all whom it may concern:

Be it known that I, THOMAS S. HALEY, a citizen of the United States of America, residing at West Haven, in the county of New Haven and State of Connecticut, have invented certain new and useful Improvements in Buckles, of which the following is a specification.

The object of the invention is to produce a device of the class specified provided with a button-loop frame attached in such manner that a positive guard is provided to prevent the disengagement of the buttons from the loop.

Another object of the invention is to so unite the parts as to permit the button-loop frame to swing on its points of attachment to the buckle without opening the buckle.

Figure 1 is a front elevation of a device embodying my invention. Fig. 2 is a side elevation of the same. Fig. 3 is an illustration of a modified form of my invention. Fig. 4 is a view of a still further modification of the invention.

Referring to the drawings, *a* is the buckle-loop, having the usual base-bar *a'*. *b* is the tongue member, having the usual base-bar *b'*, the hinge-bar *b²*, on which the buckle-loop hinges and from which spring the teeth *b³* *b³*.

A button-loop frame *c*, as shown, is hinged to the hinge-bar *b²* of the tongue member and has button-loops *c'* *c'*. The side members of the button-loop frame *c* preferably pass back of the base-bar and at a slight distance therefrom, as clearly indicated in the drawings.

Buckles of this sort are used generally for overalls and like articles of wearing-apparel, and it is clear that my construction leaves the button-loop free to swing on its hinges, and so accommodate itself to any position which the body of the wearer may take without causing the buckle itself to open, and so permit it to be disengaged from its web.

I am aware that a buckle has already been patented in which the button-loops are formed integral with the tongue; but such a buckle is objectionable in that movement of the button-loops will cause the buckle to open.

Another advantage of my construction is the positive guard which is provided by the base-bar to prevent the accidental disengagement of the buttons from the loops. This ob-

ject has heretofore been accomplished by narrowing the mouth of the button-loop; but this provision is not effective.

In the modification shown in Fig. 3 the buckle comprises the usual loop member *a⁰*, a tongue member *b⁰*, the button-loop frame *c⁰* being hinged to the hinge-arms *a²⁰* of the loop member *a⁰* and extending below the loop-base bar *a¹⁰*, so that the loop-base bar forms a guard to prevent the accidental disengagement of the buttons from the loops *c¹⁰*. I prefer to have the side members of the button-loop frame *c⁰* passed back of the loop-base bar *a¹⁰*.

In the modification shown in Fig. 4 the buckle comprises the usual loop member *a⁰⁰*, a tongue member *b⁰⁰*, the button-loop frame *c⁰⁰* being hinged to the hinge-arms *a²⁰⁰* of the loop member and passing down below the tongue base-bars *b¹⁰⁰* and preferably at the rear of the tongue member, so that the tongue base-bar *b¹⁰⁰* forms a guard to prevent the disengagement of the buttons from the button-loops *c¹⁰⁰*.

Other modifications in the construction of an article of this character may be made without departing from the spirit of the invention.

I claim as my invention—

1. An article of the character described comprising a buckle-loop, a tongue member, and a button-loop frame hinged to the hinge-bar of the tongue member, substantially as described.

2. An article of the character described comprising a buckle-loop, a tongue member, and a button-loop frame having its side members passing back of the base-bar of the tongue and hinged to the hinge-bar thereof.

3. An article of the character described comprising a buckle-loop, a tongue member having the usual base-bar, hinge-bar and teeth, a button-loop frame hinged to the hinge-bar of the tongue and provided with button-loops with their mouths adjacent to said base-bar.

4. An article of the character described comprising a buckle-loop, a tongue member having the usual base-bar, hinge-bar and teeth, and a button-loop frame hinged to the hinge-bar of said tongue member and having one or more button-loops, the base-bar of

said tongue member forming a guard to prevent the disengagement of the buttons from the loops, substantially as described.

5 In an article of the character described the combination with a buckle comprising the loop and tongue members each having a base-bar, said members being hinged together in the usual manner, of a button-loop frame hinged to said buckle above the base-bar of

one of said members and extending below to said base-bar.

In testimony whereof I affix my signature in presence of two witnesses.

THOMAS S. HALEY.

Witnesses:

SAMUEL J. BRYANT,
CHARLES K. BUSH.