

No. 803,480.

PATENTED OCT. 31, 1905.

E. M. GOLDSMITH.

MEMORANDUM, ORDER, DIARY, ACCOUNT, SAMPLE, OR SIMILAR BOOK.

APPLICATION FILED MAY 3, 1905.

2 SHEETS—SHEET 1.

Fig. 1.

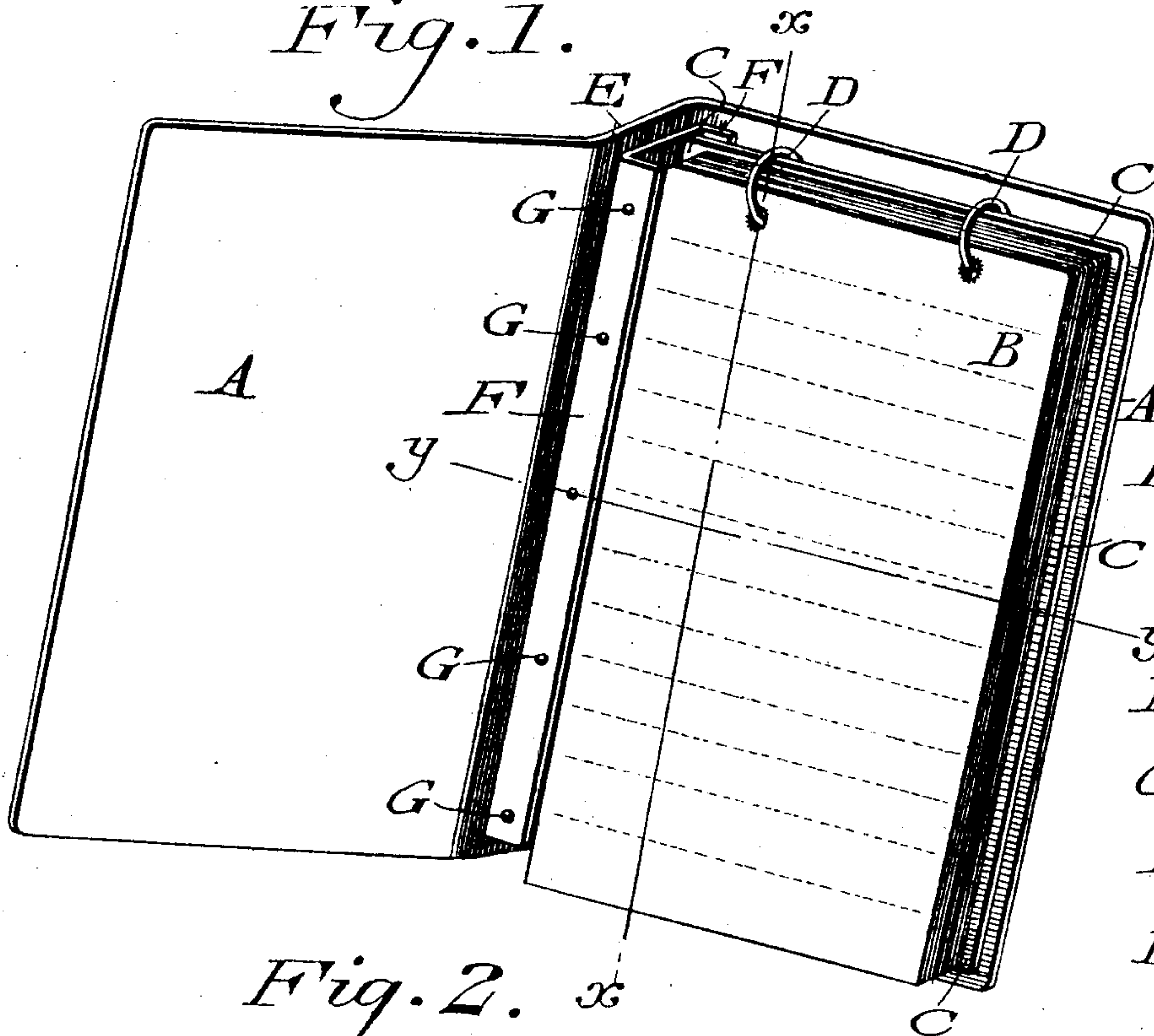
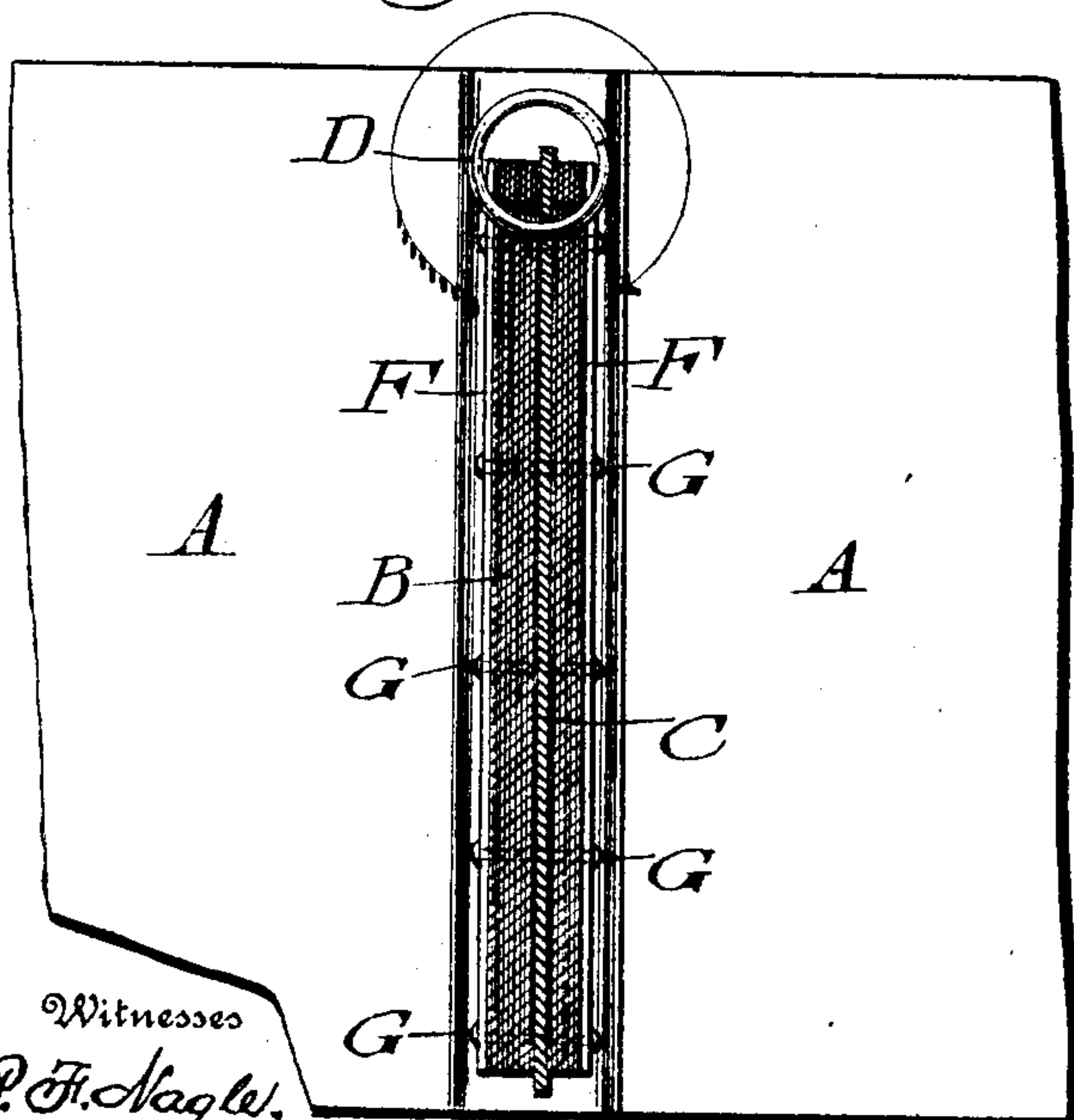


Fig. 2.

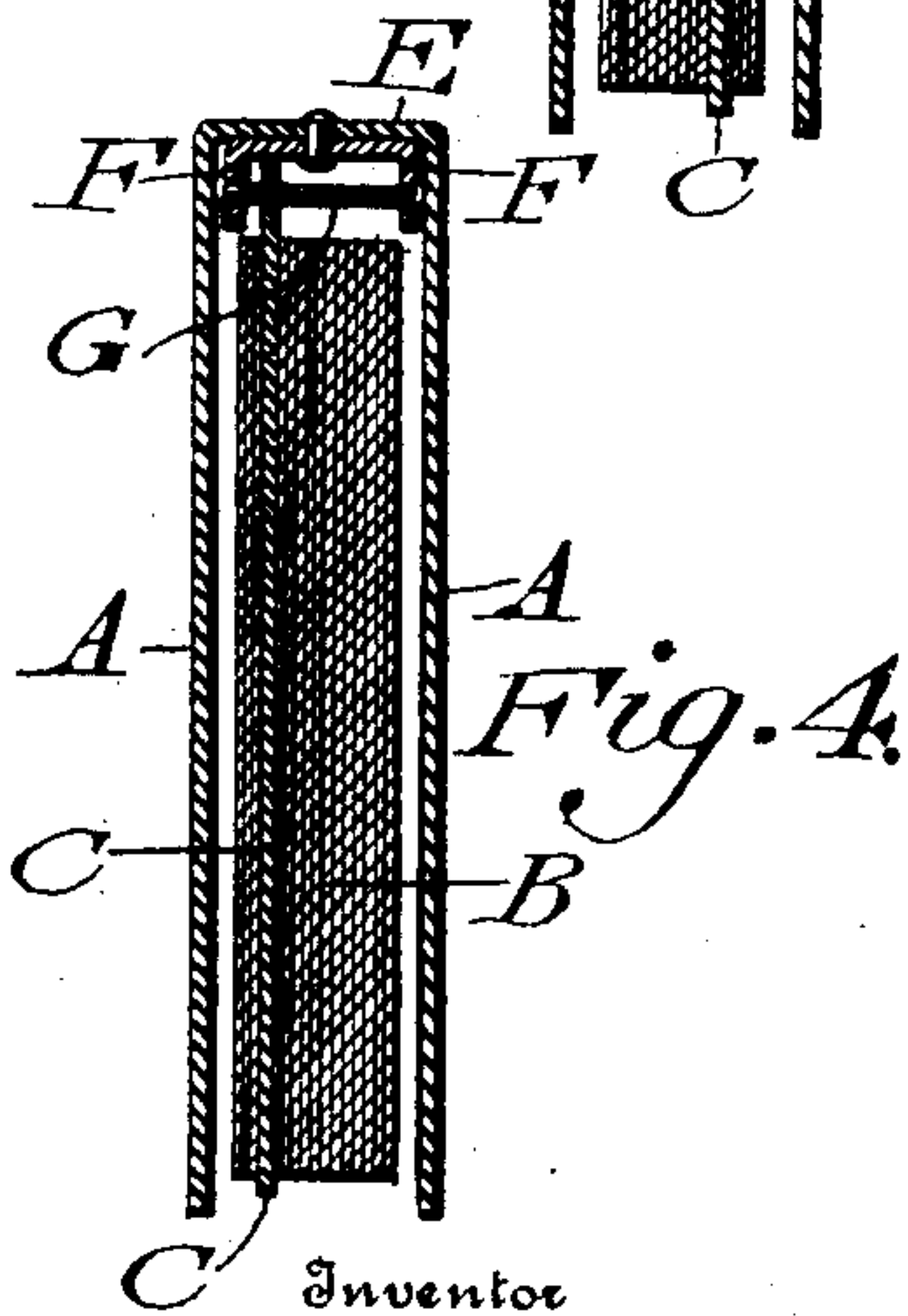
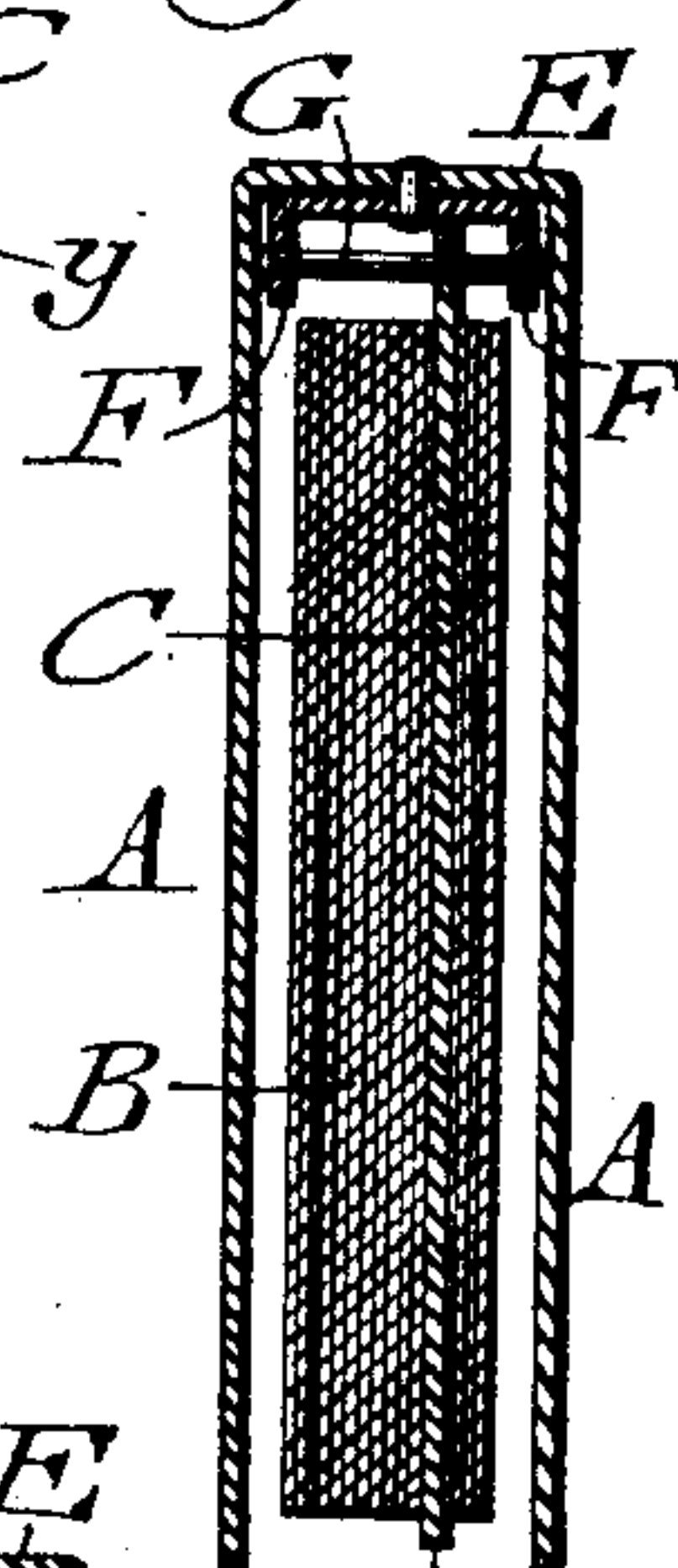


Witnesses

P. F. Nagle.

L. Douville.

Fig. 3.



Inventor

Edwin M. Goldsmith.

By

Gilbert & Fairbank

Attorneys

No. 803,480.

PATENTED OCT. 31, 1905.

E. M. GOLDSMITH.

MEMORANDUM, ORDER, DIARY, ACCOUNT, SAMPLE, OR SIMILAR BOOK.

APPLICATION FILED MAY 8, 1905.

2 SHEETS—SHEET 2.

Fig. 5.

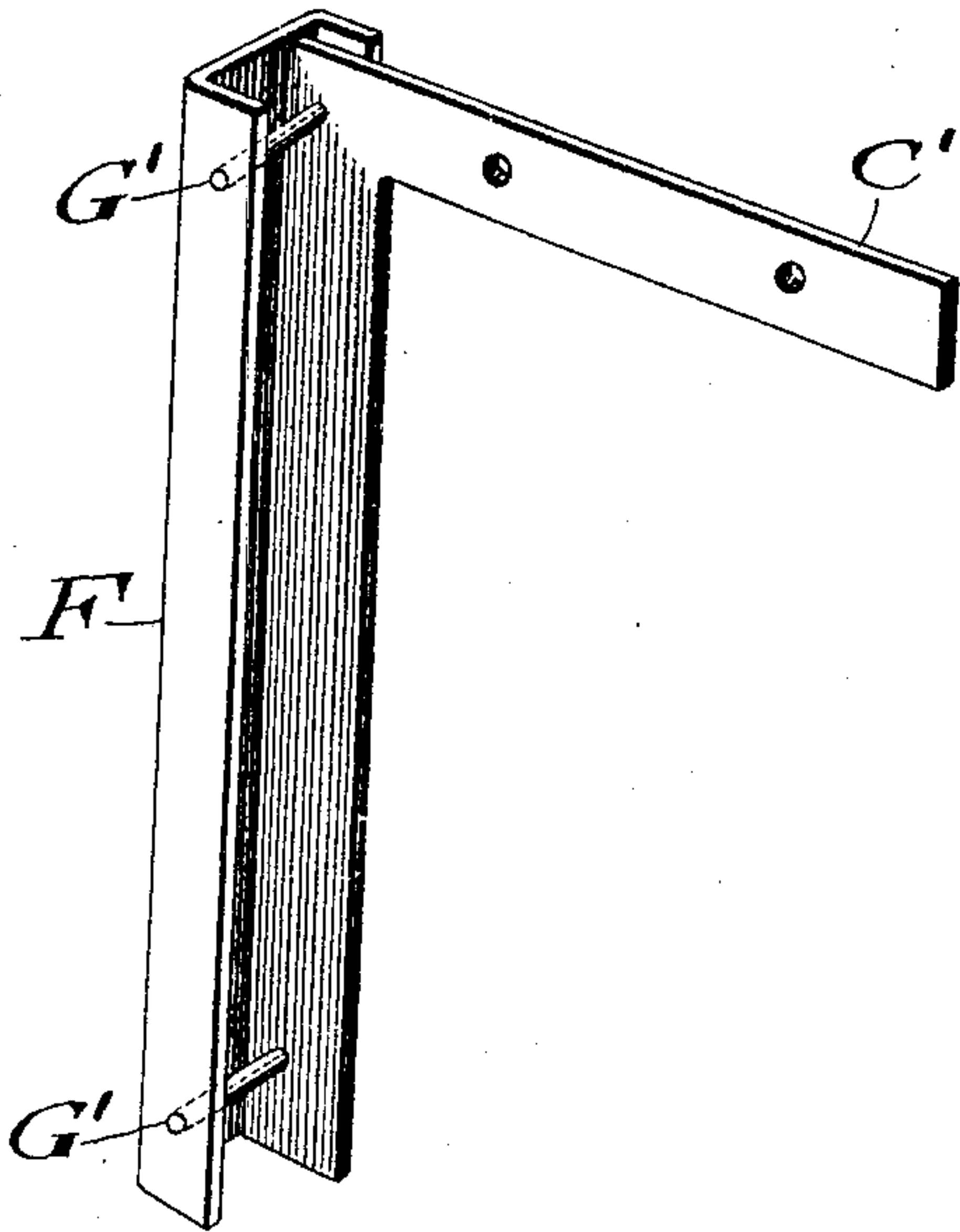


Fig. 6

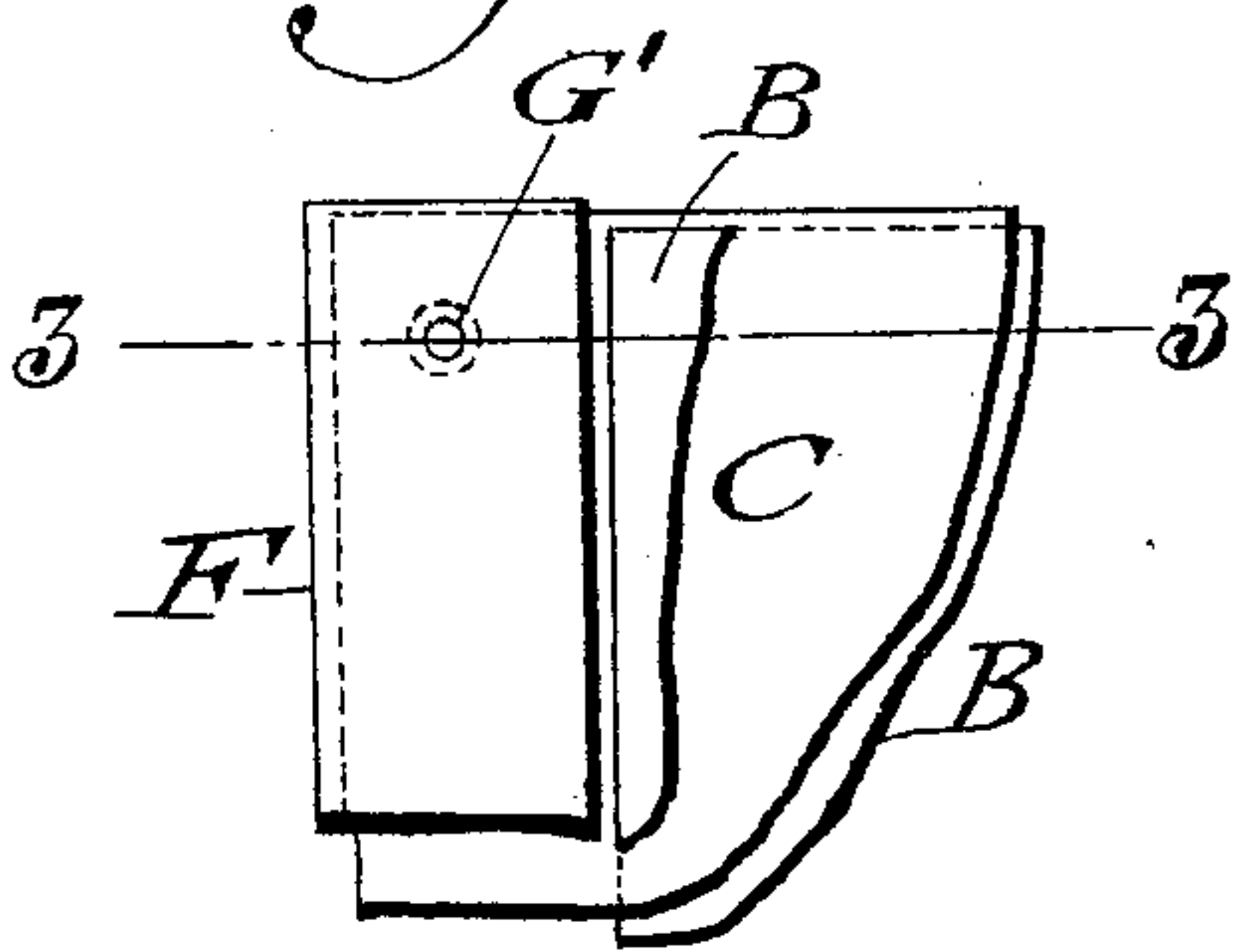
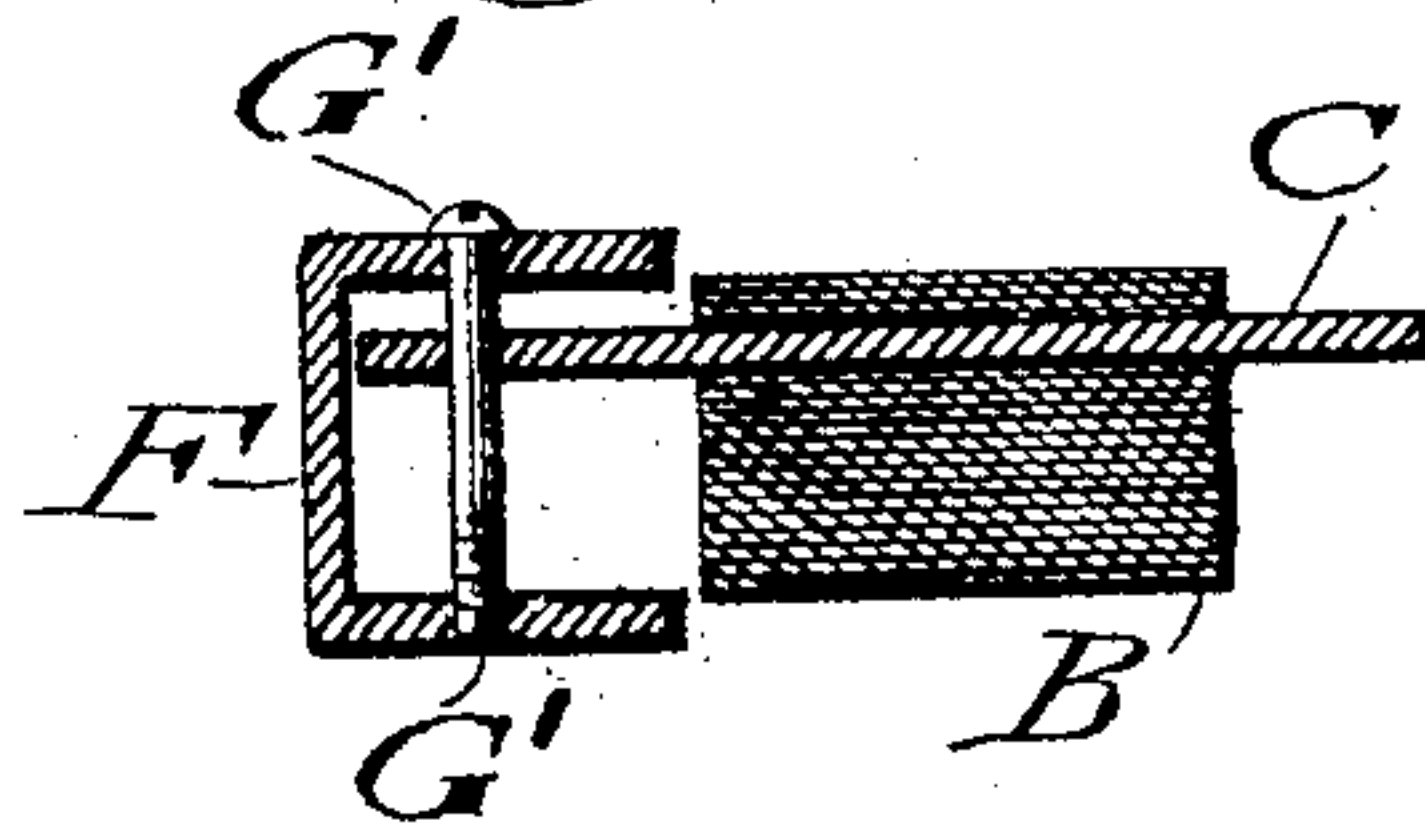


Fig. 7.



Witnesses

P. F. Nagler.
L. Rouville.

Inventor

Edmund M. Goldsmith.

By

W. D. S. Turbault

Attorneys

UNITED STATES PATENT OFFICE.

EDWIN M. GOLDSMITH, OF PHILADELPHIA, PENNSYLVANIA.

MEMORANDUM, ORDER, DIARY, ACCOUNT, SAMPLE, OR SIMILAR BOOK.

No. 803,480.

Specification of Letters Patent.

Patented Oct. 31, 1905.

Application filed May 3, 1905. Serial No. 258,586.

To all whom it may concern:

Be it known that I, EDWIN M. GOLDSMITH, a citizen of the United States, residing in the city and county of Philadelphia, State of Pennsylvania, have invented a new and useful Memorandum, Order, Diary, Account, Sample, or Similar Book, of which the following is a specification.

My invention consists of a memorandum, order, diary, account, sample, or similar book composed of a pack of leaves connected with each other and with a support or holder which is attached to the cover in such manner that the leaves may be turned within the cover from front to rear, and vice versa, and so preserved, while presenting a new leaf always in front or on top, the leaves being adapted to act independently of the covers, preferably at a right angle to the same and not directly connected therewith. Provision is also made for centering the pack of leaves regardless of the thickness of the same on opposite sides of the support and for detaching the pack and substituting another therefor, if so desired.

Figure 1 represents a perspective view of a book embodying my invention. Fig. 2 represents a longitudinal section thereof on line *x x*, Fig. 1. Fig. 3 represents a transverse section on line *y y*, Fig. 1. Fig. 4 represents a similar transverse section showing the supporting-plate in a different position from that in Fig. 3. Fig. 5 represents a perspective view of a modification. Fig. 6 represents a face view of another feature of the invention. Fig. 7 represents a section on line *z z*, Fig. 6.

Similar letters of reference indicate corresponding parts in the figures.

Referring to the drawings, A designates the covers of a book, and B the leaves thereof.

C designates a support formed of a plate of metal or other suitably light and rigid material, which is intermediate of said leaves and with which they are connected by means of the loops or rings D, which are passed through openings in said leaves and support at one end of the book.

To the back E of the book is attached the bar F, which extends in the direction of the length of said back and whose sides are turned up, forming ears to which are riveted or otherwise secured the transversely-extending pins G, on which is freely mounted the support C, thus supporting the latter, and consequently connecting the leaves in a pack with the covers of the book.

It will now be seen that when the book is

open the pack of leaves is presented for writing thereupon after the manner of a tablet, and when the exposed leaf has rendered service it may be turned over the rings D at the top of the book and placed entirely on the back of the pack, thus preserving said leaf intact, while presenting a fresh leaf. It will also be seen that as the leaves are relegated from front to rear, as in Fig. 4, the support C may be shifted toward the front, owing to its movable nature, on the pins G, and thus the pack of leaves may be centered or retained equidistant from the covers of the book regardless of the position of said support, so that when the book is subsequently closed it may be in flat condition, as illustrated in Figs. 3 or 4.

In Fig. 5 I show a support C' of angular form, one limb of which receives the rings D, and the other limb is connected with the bar F by the pins G, as in the previous case.

In order to remove the pack from the book when its use is ended or for other purposes, I employ the screws G' instead of the permanent pins G, said screws engaging with the sides of the bar F and being adapted to be displaced and disconnect the plate C or C' from said bar, when the pack can be detached from the cover and substituted by a new pack.

Having thus described my invention, what I claim as new, and desire to secure by Letters Patent, is—

1. In a book of the character stated, a book-cover, a pack of leaves and means for freely mounting said leaves in said cover in such manner that the leaves may be turned and the cover opened in directions at an angle to each other and any leaf may become the top leaf, while the remaining leaves are back of the same and all leaves are retained within said cover.

2. In a book of the character stated, a book-cover, a pack of leaves, a holder attached to said leaves and means for connecting said holder to said cover in such a manner that the cover and leaves can be opened at a right angle to each other and the leaves turned entirely from front to rear and vice versa, while being retained in said cover.

3. In a book of the character stated, a book-cover, a pack of leaves, a holder attached to said leaves, and means for connecting said holder with said cover in such a manner that the leaves and cover can open and turn along lines at an angle to each other, and the leaves can turn entirely from front to rear and vice

versa while being retained in said cover, said means being removable.

4. In a book of the character stated a book-cover, a pack of leaves, a support attachable
5 to said cover and means for connecting said pack with said support, whereby the leaves may be placed on opposite sides of the latter.

5. In a book of the character stated a book-cover, a pack of leaves, a support therefor,
10 means for freely connecting said pack and support, whereby the leaves may be placed on opposite sides of said support and means for freely securing said support to said cover and permitting said pack to be centered in the
15 book regardless of the position of said support.

6. In a book of the character stated a book-cover, a support connectible with said cover, a pack of leaves and rings connecting said
20 pack with said support at an end of the book, permitting the leaves to be turned over said support.

7. In a book of the character stated a book-cover, a pack of leaves, a support, rings connecting said pack with said support at an end
25 of the book, permitting the leaves to be turned over said support and means for freely connecting said support with the back of the cover and permitting said support to shift on said
30 back.

8. In a book of the character stated, a book-cover, a pack of leaves, a support, rings connecting said pack with said support at an end
of the book, permitting the leaves to be entirely turned over said support, a bar attached
35 to the back of the cover, and a transversely-extending pin secured to said bar, said support being freely mounted on said pin so as to be shiftable from rear to front and vice versa.

EDWIN M. GOLDSMITH.

Witnesses:

JOHN A. WIEDERSHEIM,
S. R. CARR.