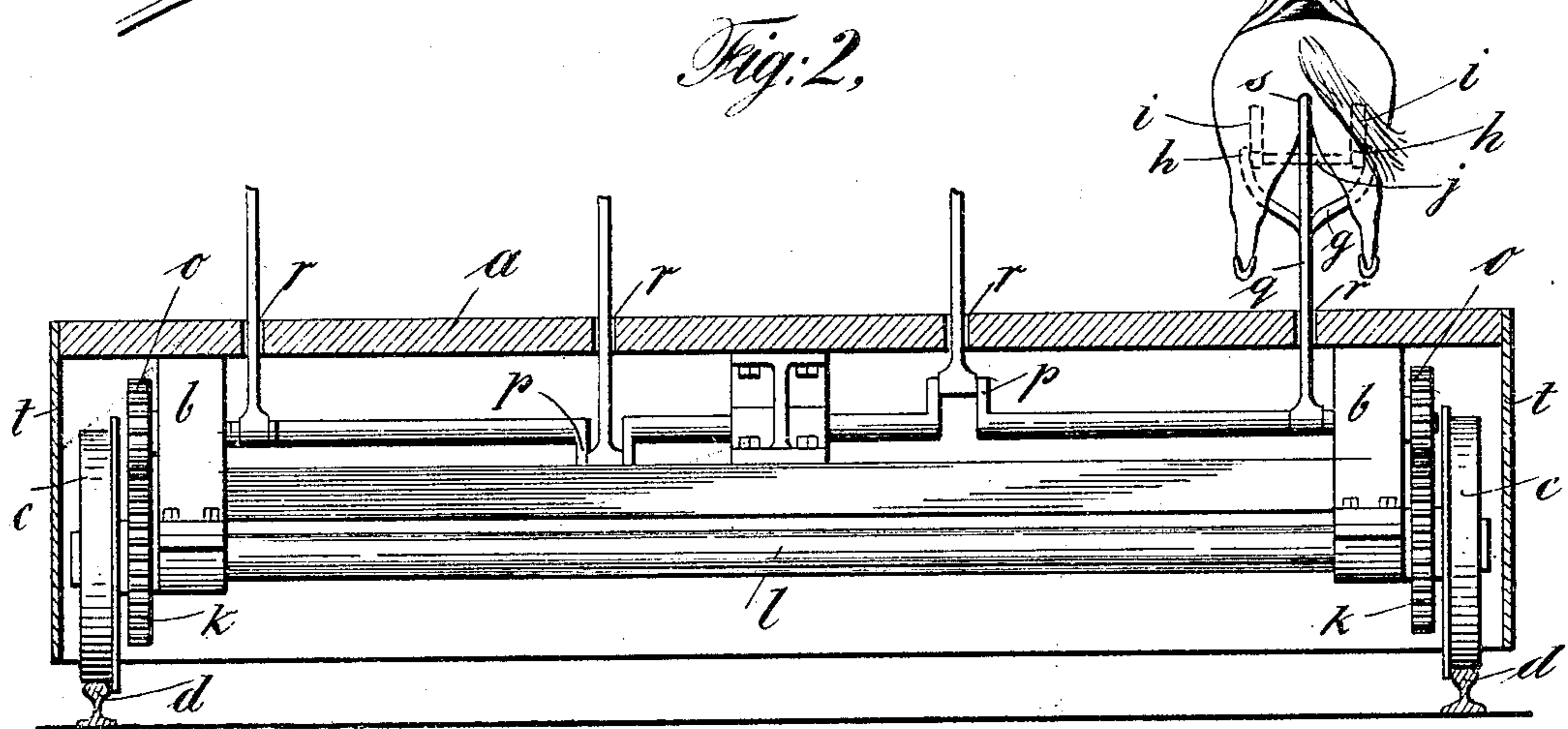
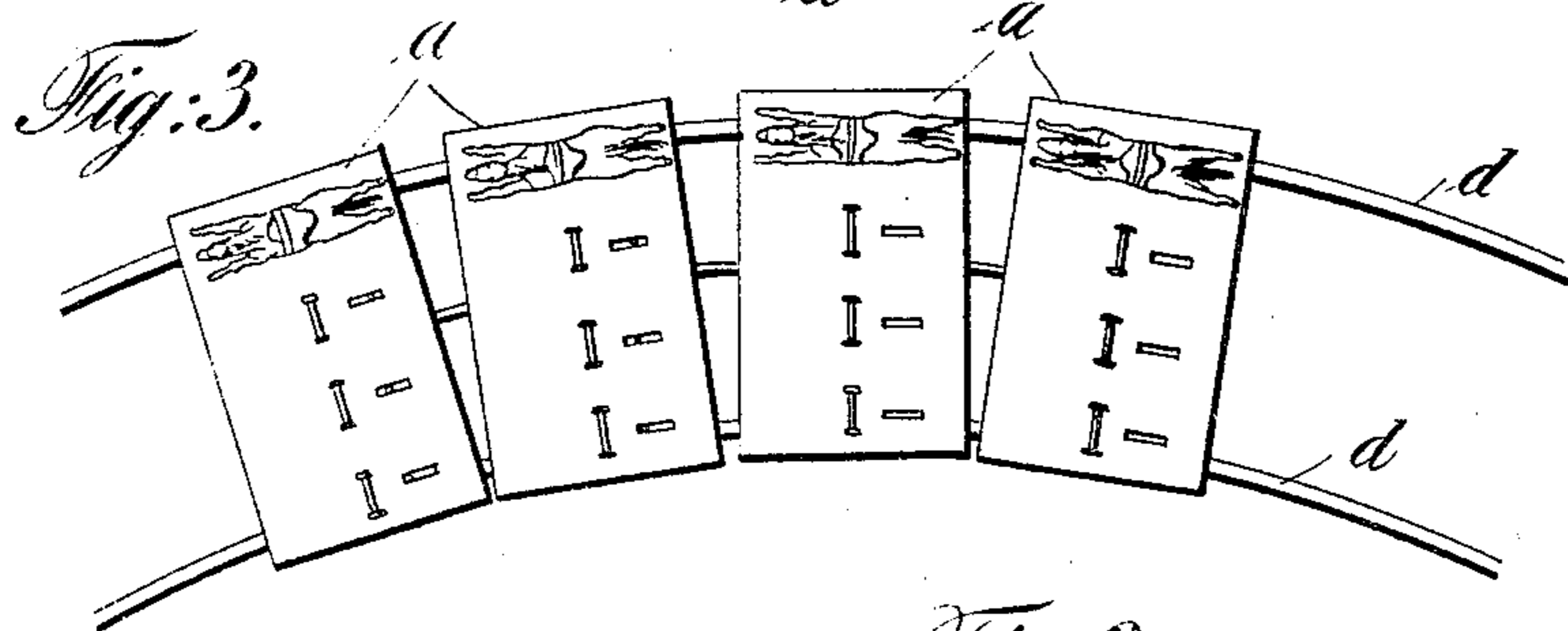
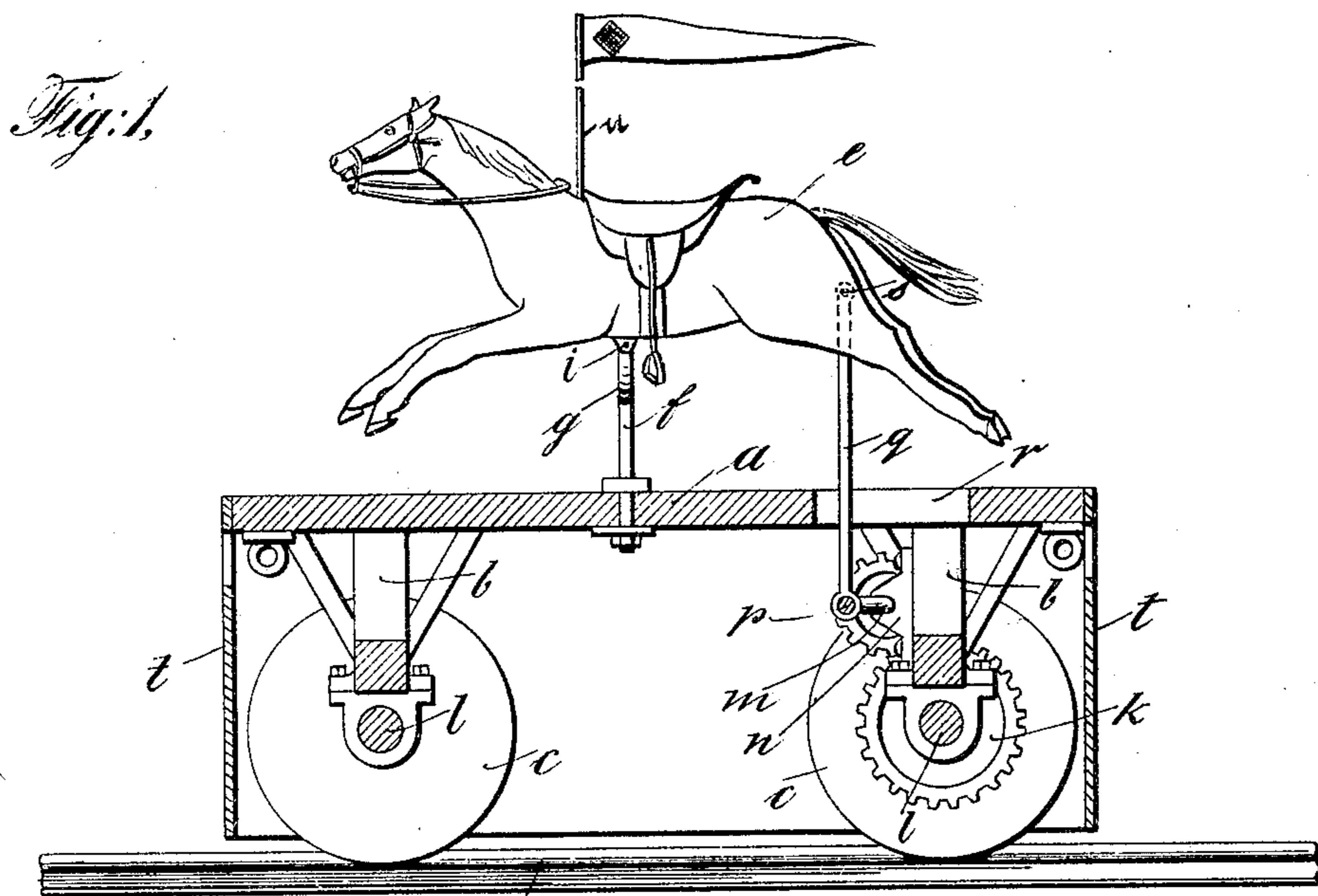


S. KOPPEL.  
AMUSEMENT DEVICE.  
APPLICATION FILED MAR. 8, 1905.



Witnesses  
Hear B. A. Doring  
Estelle Wale

Inventor  
Simon Koppel  
By his Attorney  
Max S. Ordman

# UNITED STATES PATENT OFFICE.

SIMON KOPPEL, OF BROOKLYN, NEW YORK.

## AMUSEMENT DEVICE.

No. 803,171.

Specification of Letters Patent.

Patented Oct. 31, 1905.

Application filed March 8, 1905. Serial No. 249,104.

*To all whom it may concern:*

Be it known that I, SIMON KOPPEL, a citizen of the United States, and a resident of Brooklyn, in the county of Kings and State of New York, have invented certain new and useful Improvements in Amusement Devices, of which the following is a specification.

The present invention relates to an amusement device; and it consists of wheeled cars or platforms adapted to run on rails and each to carry wooden bodies representing various animals, as horses, lions, donkeys, &c., mounted upon the cars or platforms in such a manner that while the latter are running a swinging motion is transmitted to the animals.

The invention is illustrated in the accompanying drawings, in which similar letters denote corresponding parts, and in which—

Figure 1 is a vertical section through one of the cars, illustrating the attachment of the animal-body thereto. Fig. 2 is a cross-section of the car, showing a rear view of the attachment of the animal-body; and Fig. 3 is a top view upon the track and a series of cars coupled together.

With reference to the drawings, *a* denotes the platform or car, carrying, by means of brackets *b*, projecting downward from the under surface thereof, wheels *c*, adapted to run upon rails *d*.

*e* is a wooden body representing an animal in full speed of run. The same is mounted at a certain distance away from the platform upon a rod *f*, passed through the platform and suitably secured thereto. At the upper end *g* the rod is bifurcated and provided with eyes *h h*. Corresponding eyes *i i* project downward from the lower part of the animal-body, and a rod *j* is passed through the said eyes *i* and *h* and suitably secured in position. Owing to this attachment of the body *e* to the platform *a* the animal-bodies will be capable of swinging up and down upon the rod *j*.

For the transmission of the rotation movement of the wheels *c* of the car or platform *a* gears *k* are borne upon the shaft *l*, carrying the wheels *c*. Parallel to one of the shafts *l* beneath the platform *a* a second shaft *m* is borne in brackets *n*, attached to one of the brackets *b* or the platform, which shaft *m* carries on its free ends corresponding gears *o*, adapted to mesh with the gears *k*. The shaft *m* is provided with a series of cranks *p*, arranged at a certain angle to each other. Connected with each of these cranks *p* is a con-

necting-rod *q*, projecting upward through slots *r*, arranged in the platform *a*. These rods *q* are pivoted at *s* to a rear and an invisible part of the animal-body, preferably beneath the tail.

While the cars or platforms will be driven along the rails by electricity or any other power, the rotation movement of the wheels *c* will, by means of the cranks *p p* and the connecting-rods *q*, transmit a swinging movement to the bodies *e*, so that the person riding on the animal will have the sensation as if riding upon a live animal. In order to make it appear as if the animals are freely running upon the platforms, the wheels and all the parts arranged beneath the platforms may be concealed by side walls *t*, attached to the platform *a* and extending downward toward the rails. Any suitable coupling device may be used for coupling the cars with each other. To provide for a hold for the person riding on the animal, rods *u*, bearing flags or any other suitable ornament, may be mounted upon the body of the animal, as shown in Fig. 1.

What I claim, and desire to secure by Letters Patent, is—

1. An amusement device comprising wheeled cars or platforms running on rails, bodies representing animals of wood or any other suitable material mounted upon the said platforms or cars to swing up and down around a horizontal axis, a shaft arranged beneath the platforms and provided with a series of cranks, said cranks being arranged at various angles to each other, gears connected with the wheels and gears upon the crank-shaft adapted to mesh with the gears of the wheels and to transmit the rotation movement to the said crank-shaft, connecting-rods engaging the cranks, slots in the platforms or cars through which the connecting-rods project upward, the rods being pivoted to a rear, invisible part of the animal-bodies, substantially and for the purpose as specified.

2. An amusement device comprising wheeled platforms running on rails, side walls extending from said platforms downward toward the rails, rods secured to the platforms in upright position, said rods being bifurcated at their upper ends, animal-bodies of wood or the like supported between the said bifurcated ends of the rods, the latter permitting the bodies to swing up and down around a horizontal axis, a shaft beneath the platform provided with a series of cranks arranged at various

angles to each other, gears transmitting the rotation movement of the wheels to the said crank-shaft, slots in the platforms, connecting-rods engaging the cranks and passing through said slots upward, said connecting-rods being pivoted to a rear, invisible part of the animal-body, substantially and for the purpose as specified.

Signed at New York, in the county of New York and State of New York, this 4th day of March, A. D. 1905.

SIMON KOPPEL.

Witnesses:

MAX D. ORDMANN,

HERBERT W. JOHNSTON.