

No. 800,976.

PATENTED OCT. 3, 1905.

J. L. BRASSINGTON.
COMBINED PLACKET CLOSER AND WAIST HOLDER.
APPLICATION FILED FEB. 24, 1905.

Fig. 2.

Fig. 1.

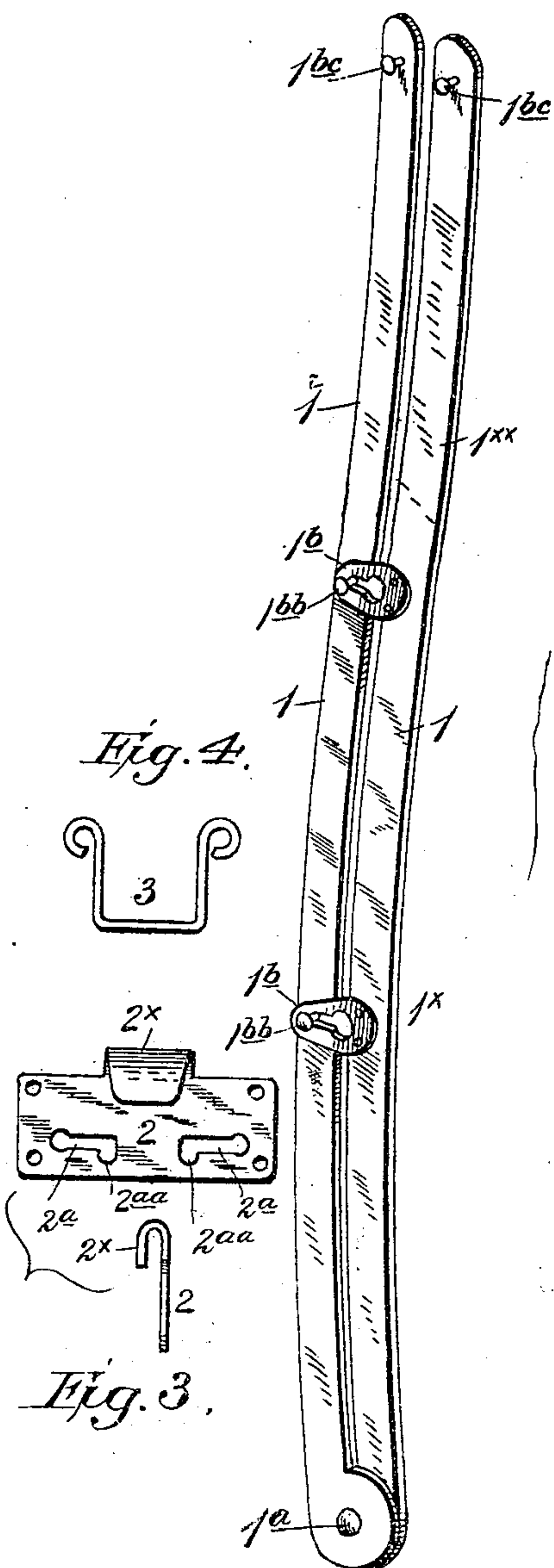


Fig. 4.

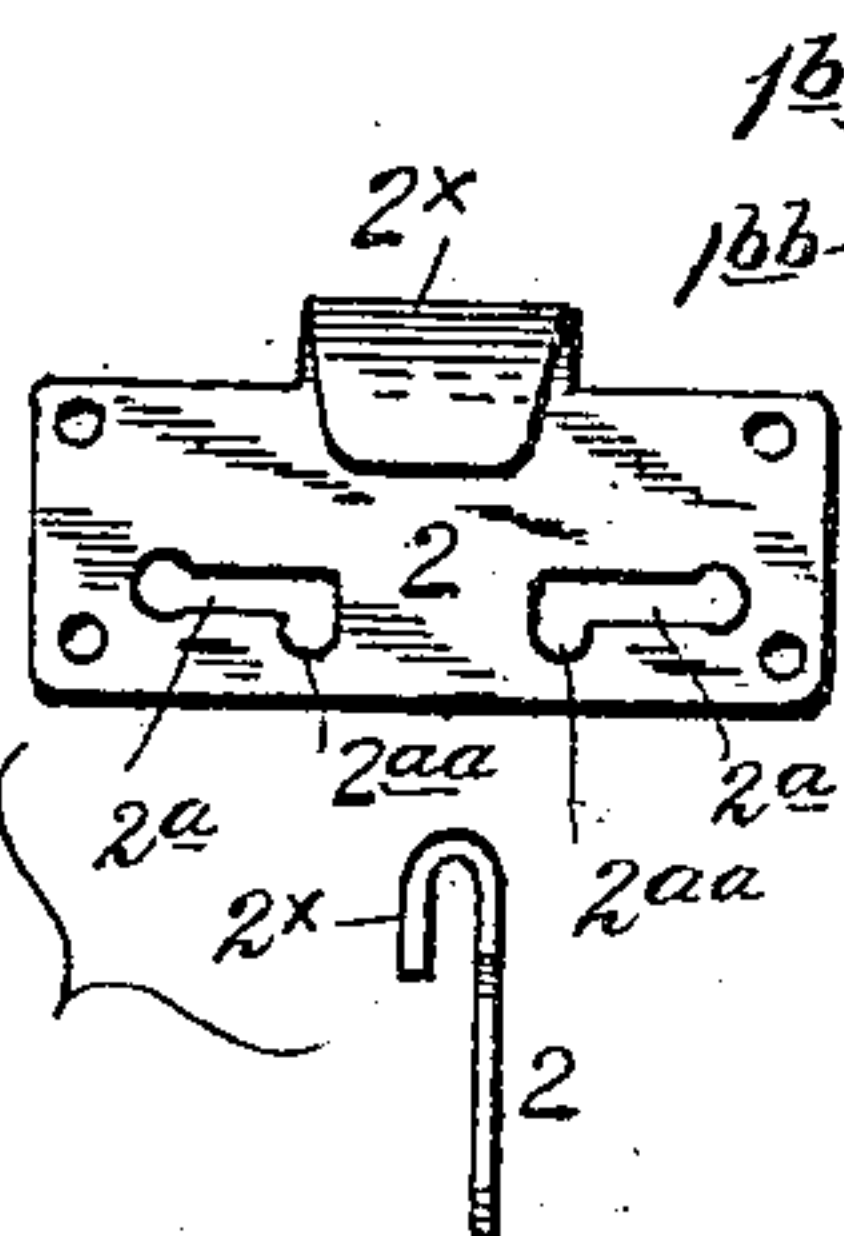



Fig. 3.

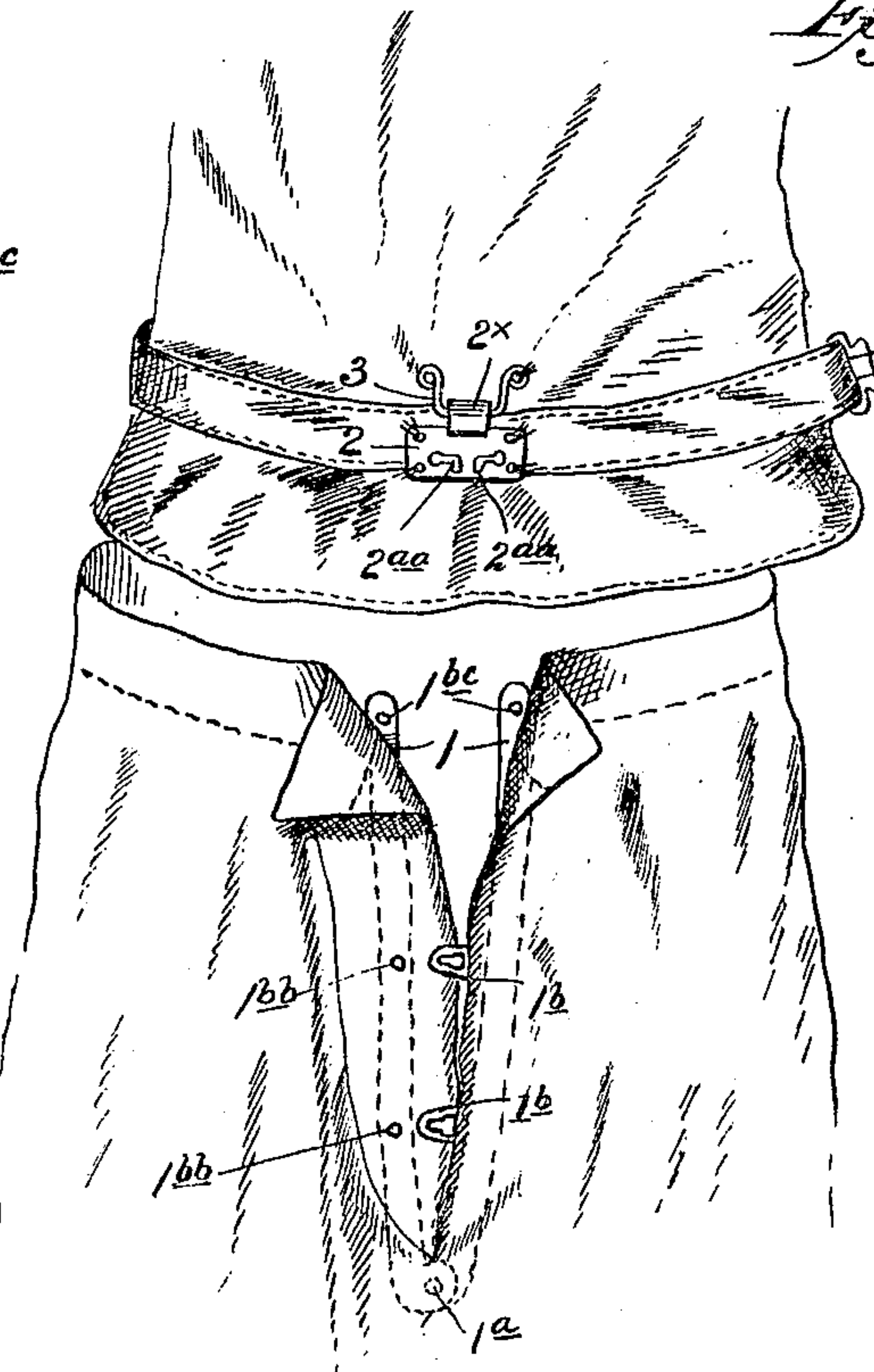


Fig. 5.

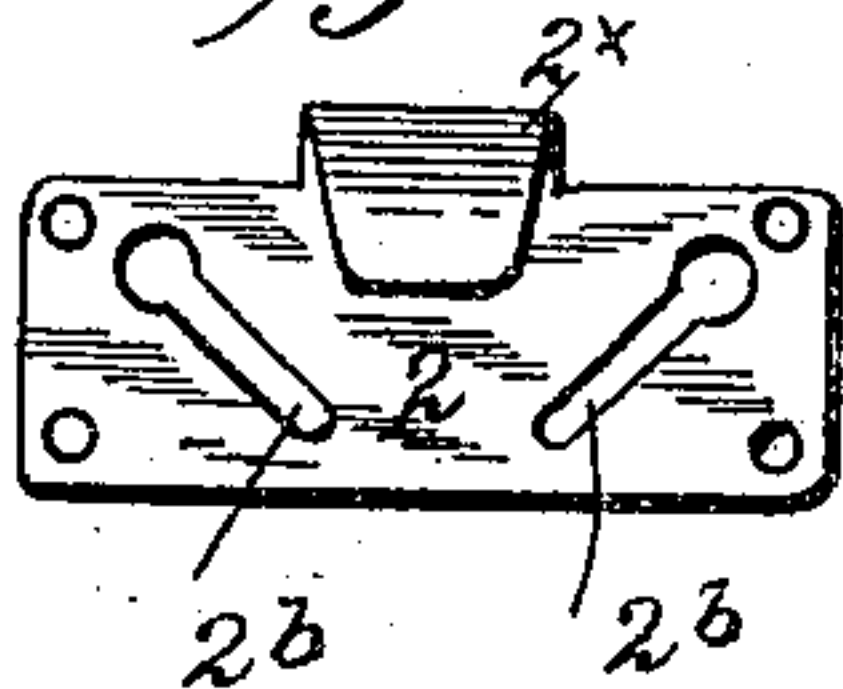


Fig. 6.

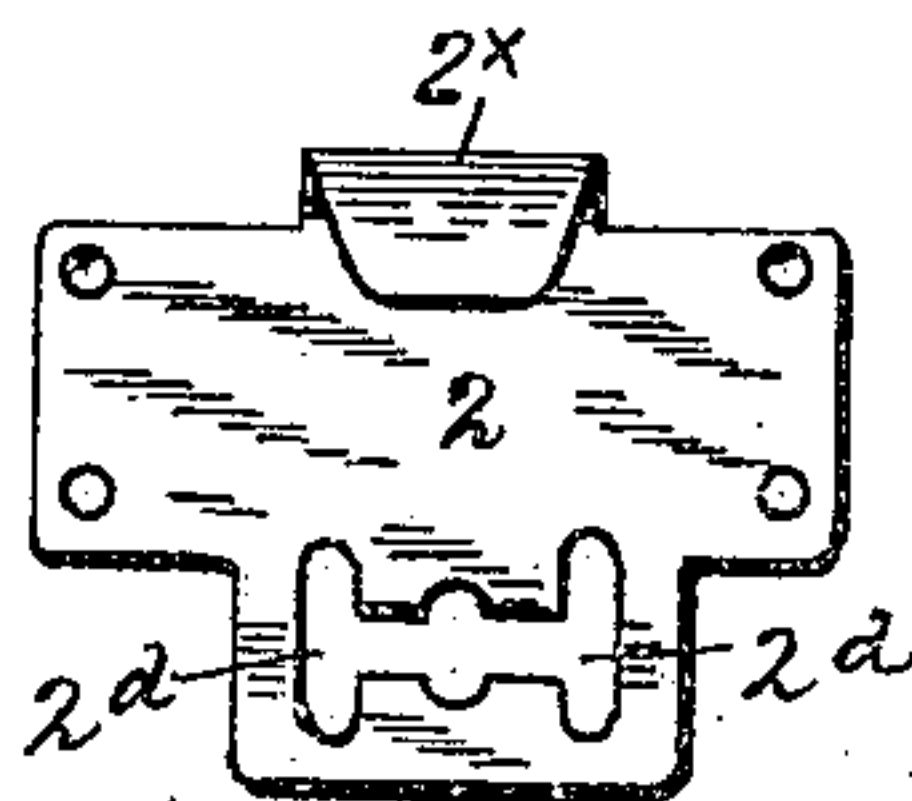
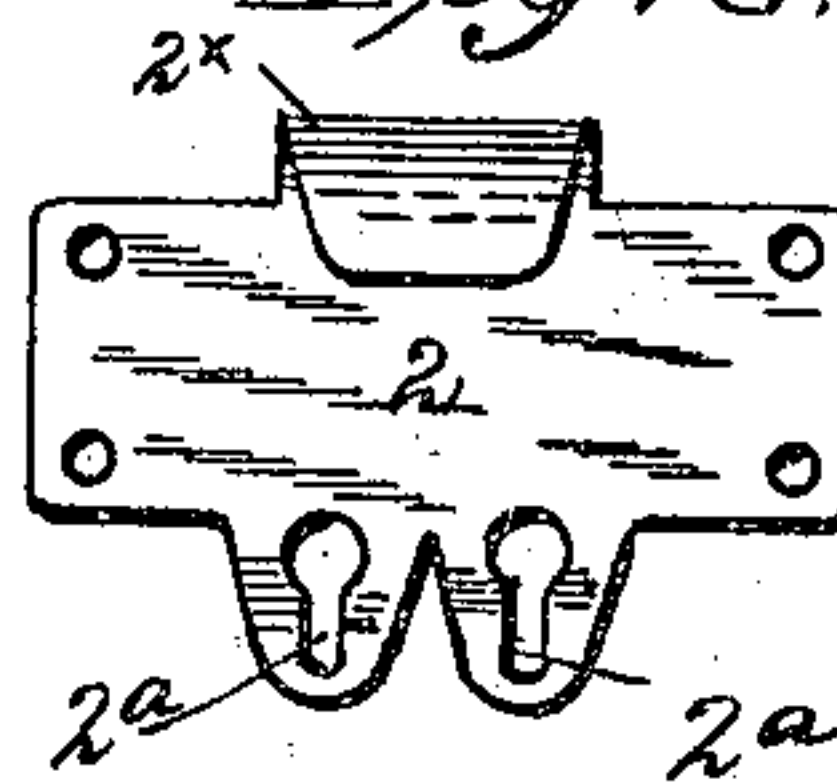


Fig. 7.

WITNESSES:

W. H. Hester
E. L. Burket

INVENTOR:
Jonathan L. Brassington

By
Lawson P. Ruggie & Co.
Attorneys

UNITED STATES PATENT OFFICE.

JONATHAN L. BRASSINGTON, OF MOUNT CARMEL, PENNSYLVANIA.

COMBINED PLACKET-CLOSER AND WAIST-HOLDER.

No. 800,976.

Specification of Letters Patent.

Patented Oct. 3, 1905.

Application filed February 24, 1905. Serial No. 247,170.

To all whom it may concern:

Be it known that I, JONATHAN L. BRASSINGTON, a citizen of the United States, residing at Mount Carmel, in the county of Northumberland and State of Pennsylvania, have invented new and useful Improvements in a Combined Placket-Closer and Waist-Holder, of which the following is a specification.

My invention relates to improvements in what may be called a "combined placket-closer and waist-holder."

Said invention has for its object, among other things, to provide for the retention of the skirt or dress parts at or around the placket-opening in effective closed position at all times and under all circumstances, to maintain the dress or skirt at that point in shapely or symmetrical form, to obviate the use of pins or like fastenings for the purposes for which my invention is adapted, and to carry out these ends in a simple and effective manner.

Said invention consists of the structural features thereof substantially as hereinafter disclosed, and particularly pointed out by the claim.

In the accompanying drawings, illustrating the preferred embodiment of my invention, Figure 1 is a view showing said invention as applied for practical use, but with the placket-closure members disconnected from the belt-attachment member. Fig. 2 is a separate view of the placket-closure members. Fig. 3 is a like view of the belt-attachment member. Fig. 4 is a corresponding view of the waist-attaching member. Figs. 5, 6, and 7 are views showing three different modifications of the belt-attachment member.

In the disclosure of my invention I employ the skirt-placket-closure members 1, a belt-attachment member 2, and a waist-securing or holding-down member 3, suitably attached, as suggested, to the respective dress portions indicated, as will be readily understood. Said placket-closure members, preferably of spring sheet metal, to impart thereto the requisite resiliency for their intended use, have each a recurved outline in the direction of its length, as at $1^x 1^{x'}$, to give the dress or skirt at their point of application a shapely set, as a symmetrical bustle, bishop, or tournure effect, and are suitably pivoted or articulated together at their lower ends, as at 1^a . Said placket-closure members 1 are equipped with suitable means for effecting the connecting together thereof,

preferably as shown, the same being slotted 55 plate-clasps 1^b and headed studs 1^{bb} , secured to said members, respectively, or said connecting or fastening means may be of any other construction desired. Said belt-attachment member consists, preferably, of a rectangular plate 60 having an overhanging hook or flange 2^x , integral with its upper edge, and slots 2^a , in this instance, extending generally in the direction of the length of said plate or member, with their contiguous ends terminating in vertical 65 extensions 2^{aa} , between which and additional headed studs 1^{bc} of the placket-closure members 1 engagement is effected in connecting the skirt or dress to the belt-attachment member, as will be readily appreciated. Said waist- 70 securing or holding-down member, comprising, preferably, a ring or eye engageable with the hook or flange 2^x of the belt-attachment member 2, provides, as indicated, for suitably holding down or securing the waist in proper 75 position upon the skirt, as will be noted.

From the foregoing it will be observed that the placket-closure members are prevented effectually from becoming accidentally separated or disconnected one from the other with 80 the flexures or stooping of the body or the lifting and carrying of the dress or skirt by the hand, as ordinarily practiced, and thus avoid the objectionable "gaping" or separating of the dress or skirt parts at the placket- 85 opening. Also it is noted that all sagging of the skirt or dress is overcome, resulting in the same hanging in trim and regular shape or fashion. Further, by the interposition or employment of a belt as herein indicated 90 the weight of the dress or skirt being received thereon is removed from and prevented from interfering with the set of the waist, while by the snug fit thus secured between the parts with the waist encompassed by 95 said belt the set of said waist will be rather improved, causing it to conform neatly to the body. Also said belt-attachment member is reversible in its application, so as to be effective with equal facility whether it be 100 upon the outside of a "shirt-waist" or upon the inside of a "basque-waist." The position of said member as relates to its application upon one or the other side of the garment of course would be controlled by the 105 nature and fashion of the latter, as will be readily understood by those familiar with such matters, and therefore this character-

istic of the device need not be further referred to herein. Also it is observed that the waist is effectively prevented from "riding up" from the belt and is set securely in position as relates to the other parts; also that the pinning of these parts of the dress one to the other is obviated, thus resulting in a great saving both in physical energy and in dress goods.

10 The modifications of Figs. 5, 6, and 7 pertain wholly to the different slot formations 2^b, 2^c, and 2^d, respectively, which may be substituted for the form of slots in the belt-attachment member above described, and shown in
15 Figs. 1 and 2, as may be desired, in the use of my invention.

Latitude is allowed as to details herein, as they may be changed as circumstances suggest without departing from my invention.

I claim—

20 A combined placket-closer and waist-holder, comprising a belt, a hook-equipped plate applied directly to said belt and fixed thereto, with its hook member looped some distance above and in the plane of its top edge and close to the front side of said plate, a bail-like member applied to the shirt-waist and effective for engagement with said hook member and placket-closure members, said hook-equipped plate and the latter members being
25 adapted to be connected together. 30

In testimony whereof I affix my signature in presence of two subscribing witnesses.

JONATHAN L. BRASSINGTON.

Witnesses:

E. H. GREEN,
J. E. BASTUSS.