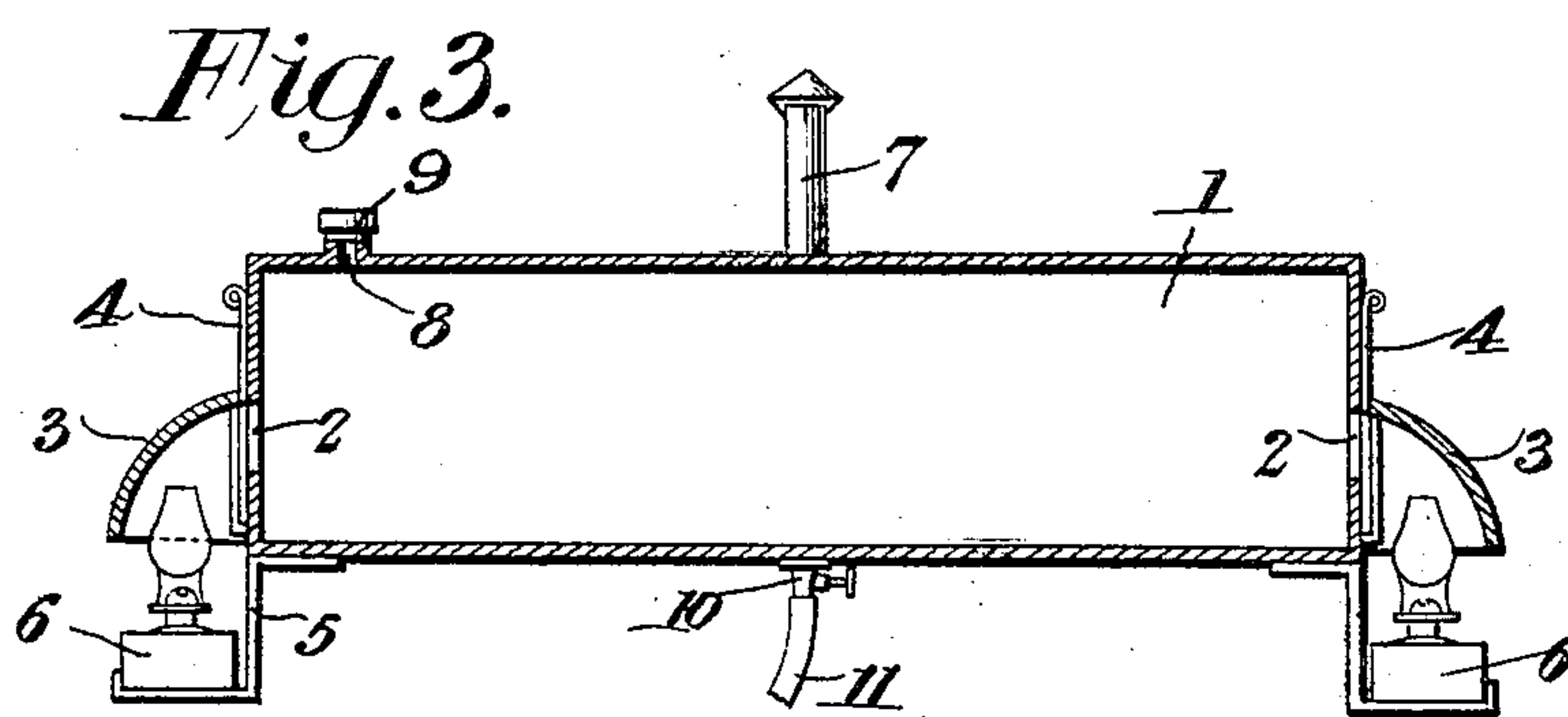
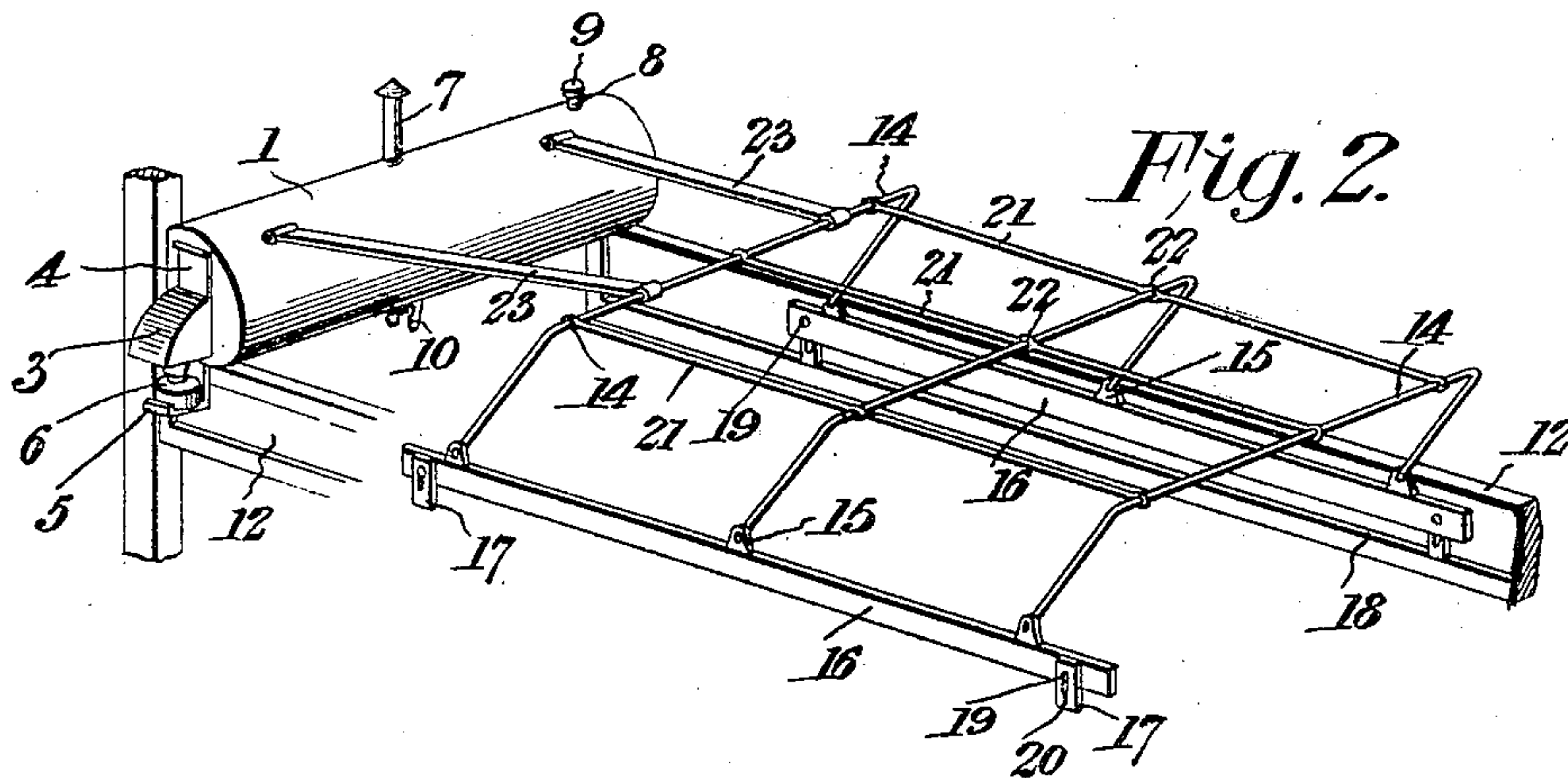
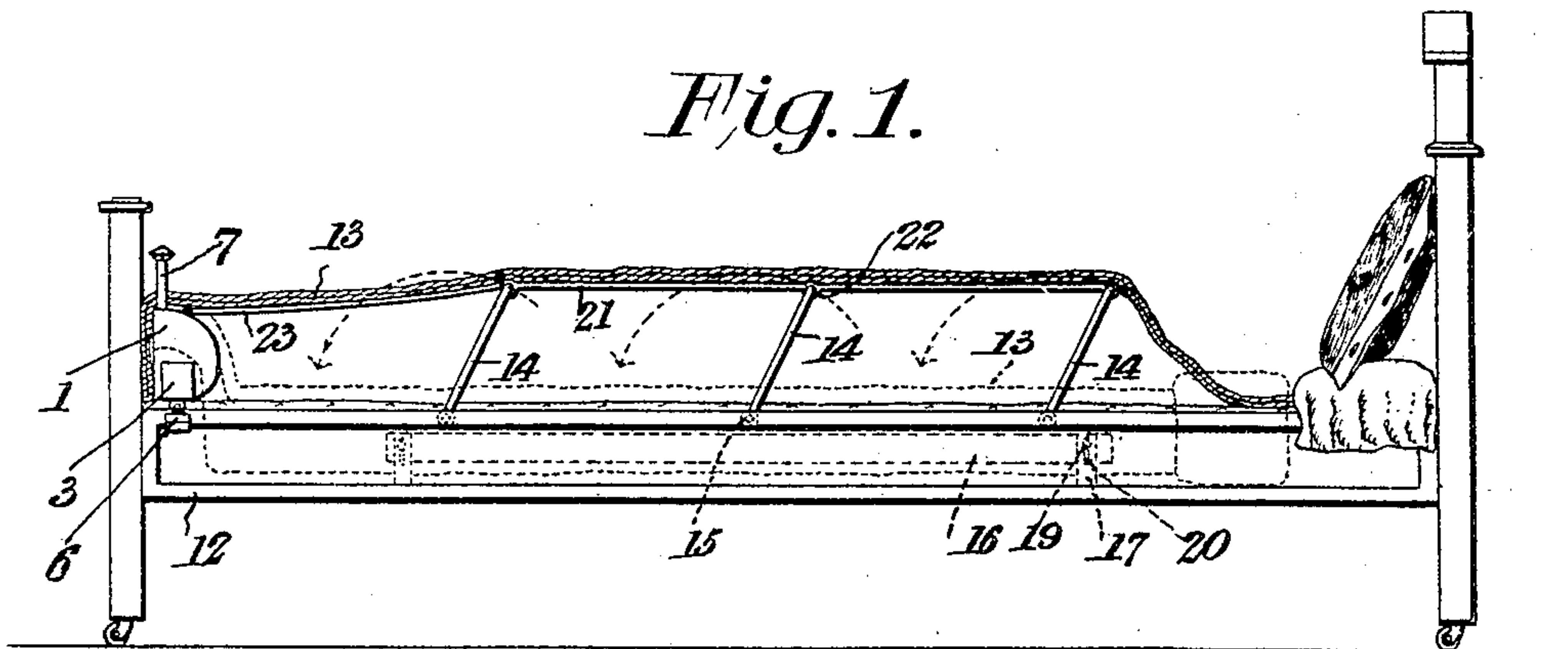


No. 800,779.

PATENTED OCT. 3, 1905.

T. B. WOODWARD.  
BED WARMER AND COVER SUPPORT.  
APPLICATION FILED JAN. 30, 1905.



Witnesses  
*E. H. Stewart*  
*H. J. Shepard*

*Theodore B. Woodward,*  
Inventor  
by *C. A. Snow & Co.*  
Attorneys



# UNITED STATES PATENT OFFICE.

THEODORE B. WOODWARD, OF NORWAY, PENNSYLVANIA.

## BED-WARMER AND COVER-SUPPORT.

No. 800,779.

Specification of Letters Patent.

Patented Oct. 3, 1905.

Application filed January 30, 1905. Serial No. 243,406.

*To all whom it may concern:*

Be it known that I, THEODORE B. WOODWARD, a citizen of the United States, residing at Norway, in the county of Chester and State of Pennsylvania, have invented a new and useful Bed - Warmer and Cover-Support, of which the following is a specification.

This invention relates to bed-warmers, and has for its object to provide an improved device of this character which is portable and capable of being readily placed upon a bedstead beneath the bedclothing at the foot of the bed and arranged to receive heat from a lamp and radiate heat into the bed in a simple and effective manner.

In conjunction with the heating of the bed it is also proposed to support the bedclothing in an elevated position after the manner of a tent, thereby to secure an effective circulation of heat between the mattress and the elevated bedclothing.

With these and other objects in view the present invention consists in the combination and arrangement of parts, as will be herein-after more fully described, shown in the accompanying drawings, and particularly pointed out in the appended claims, it being understood that changes in the form, proportion, size, and minor details may be made within the scope of the claims without departing from the spirit or sacrificing any of the advantages of the invention.

In the accompanying drawings, Figure 1 is a side elevation of a bedstead having a combined bed-warmer and cover-support applied thereto, the bedclothing being broken away to illustrate the mounting of the device. Fig. 2 is a detail perspective view with the cover removed. Fig. 3 is a detail sectional view taken through the heating-drum.

Like characters of reference designate corresponding parts in each and every figure of the drawings.

The present device includes a heating-drum 1, which is provided at each or both ends with an inlet-opening 2, which is inclosed within a pendent hood 3 upon the exterior of the drum. A suitable slide 4 works through the top of the drum, so as to close the opening 2 whenever desired. A bracket 5 depends from the end of the drum for the support of a lamp 6, the chimney of which extends into the hood 3 in order that the heated products of combustion may enter through the opening 2 into the drum, and thereby heat the latter. A suitable escape-pipe or

chimney 7 rises from the top of the drum substantially midway of its ends. Water, either heated or cold, may be introduced into the drum when the slides 4 are closed through a filling-aperture 8, which is provided with a removable closure 9, there being a valved outlet-spout 10 upon the bottom of the drum to draw water therefrom. In emptying the drum a flexible pipe 11 of suitable length may be fitted to the outlet-spout 10, so as to conduct the water to any point remote from the drum.

As best illustrated in Fig. 2 of the drawings, it will be noted that the length of the drum is sufficient to rest upon the side rails 12 of a bedstead at the foot thereof, the drum preferably being segmental in cross-section with a flat bottom to rest upon the rails and a flat outer or rear side to rest against the legs at the foot of the bed, whereby the brackets 5 and the lamps will be located at the outer sides of the respective side rails 12 of the bedstead.

It will of course be understood that the bed-covering 13 is placed over the drum and tucked down between the latter and the footboard and also around the chimney 7 in order that the latter may project above the covering to permit of the escape of the products of combustion.

In order that the bed may be effectually heated throughout its length, it is proposed to support the bed-covering in an elevated position through the medium of a plurality of arches 14, which are of a size to straddle the bed and have their lower ends pivoted in brackets 15, carried by substantially parallel sills 16, which are spaced at an interval to fit between the side rails of the bedstead and are provided with pendent feet 17 to rest upon the usual longitudinal ledge 18 upon the inner face of each side rail 12. Each of these feet is adjustable vertically through the medium of an adjustable fastening 19, carried by the sill and received within a longitudinal slot 20 in the foot, whereby the arches 14 may be given the desired elevation. A connecting rod or bar 21 is employed to connect the several arches, so as to maintain the latter in proper spaced relation, said bar being pivotally connected to the top of each arch substantially midway of its ends, as indicated at 22, whereby the arches may be tilted upon their pivotal connections with the sills, so as to be folded into compact relation when not in use. A pair of



flexible straps or similar connections 23 extend between the drum and the adjacent arch, so as to support the several arches in an elevated position when the latter are swung upwardly and rearwardly beyond the vertical, as clearly indicated in Figs. 1 and 2, thereby to support the bedclothing in an elevated position after the manner of a tent.

From the foregoing description it will be understood that the present device is entirely complete in itself, is portable, and may be readily applied to any ordinary bedstead without altering or changing the latter in any manner whatsoever and when applied does not interfere with the comfort of the occupant of the bed. Moreover, the occupant of the bed is relieved of the weight of the bed-covering, which is a very important consideration in the event of sickness, while at the same time the elevation of the bed-covering permits of a rapid circulation of the heat radiated from the drum.

While the present device is primarily intended as a heater, it may also be employed to cool the bed by the introduction of cold water into the drum, the openings 2 of course being closed by the slides 4 to prevent the escape of the water, provision being made for drawing off the water by means of the outlet-spout 10. Instead of cold water heated water may of course be introduced into the drum when merely a temporary heating of the bed is desired.

Having fully described the invention, what is claimed is—

1. A combined bed-warmer and cover-support comprising a heating-drum to be placed within a bed, a pair of spaced sills capable of being supported upon the side rails of the bed, a plurality of arches loosely mounted upon the sills and capable of supporting the bedclothing in an elevated position, means connecting the arches to maintain them in spaced relation, and a brace extending between the heating-drum and one of the arches.

2. A combined bed-heater and cover-support comprising a heating-drum to be placed

within a bed, a series of foldable arches capable of being mounted upon the side rails of a bedstead to support the bed-covering in an elevated position, means connecting the arches to maintain the same in spaced relation when set up and when folded, and a flexible brace extending between the drum and one of the arches to support the arches when set up and to permit folding thereof.

3. A combined bed-heater and cover-support comprising a heating-drum to be placed within a bed, a pair of spaced sills capable of being supported upon the side rails of a bedstead, a series of arches disposed transversely between the sills with their ends hinged thereto and capable of being folded downwardly, a rod pivotally connecting the series of arches to space the latter, and a flexible brace extending between the drum and the adjacent arch.

4. A combined bed-heater and cover-support comprising a heating-drum to be placed within a bed, a pair of spaced sills having vertically-adjustable feet capable of being supported upon the side rails of a bedstead, and a series of cover-supporting arches rising from the sills.

5. A combined bed-heater and cover-support comprising a heating-drum having an inlet-opening at one end, a lamp-bracket hung from the inlet end of the drum, a hood embracing the inlet-opening and located above the bracket, an outlet-pipe rising from the drum, a pair of spaced sills disposed at substantially right angles to the drum, a series of arches disposed transversely between the sills with their ends hinged thereto and capable of being folded downwardly, a rod pivotally connecting the arches to space the same, and a flexible brace extending between the drum and the adjacent arch.

In testimony that I claim the foregoing as my own I have hereto affixed my signature in the presence of two witnesses.

THEODORE B. WOODWARD.

Witnesses:

CHARLES GREEN,  
NELSON K. WARNER.