

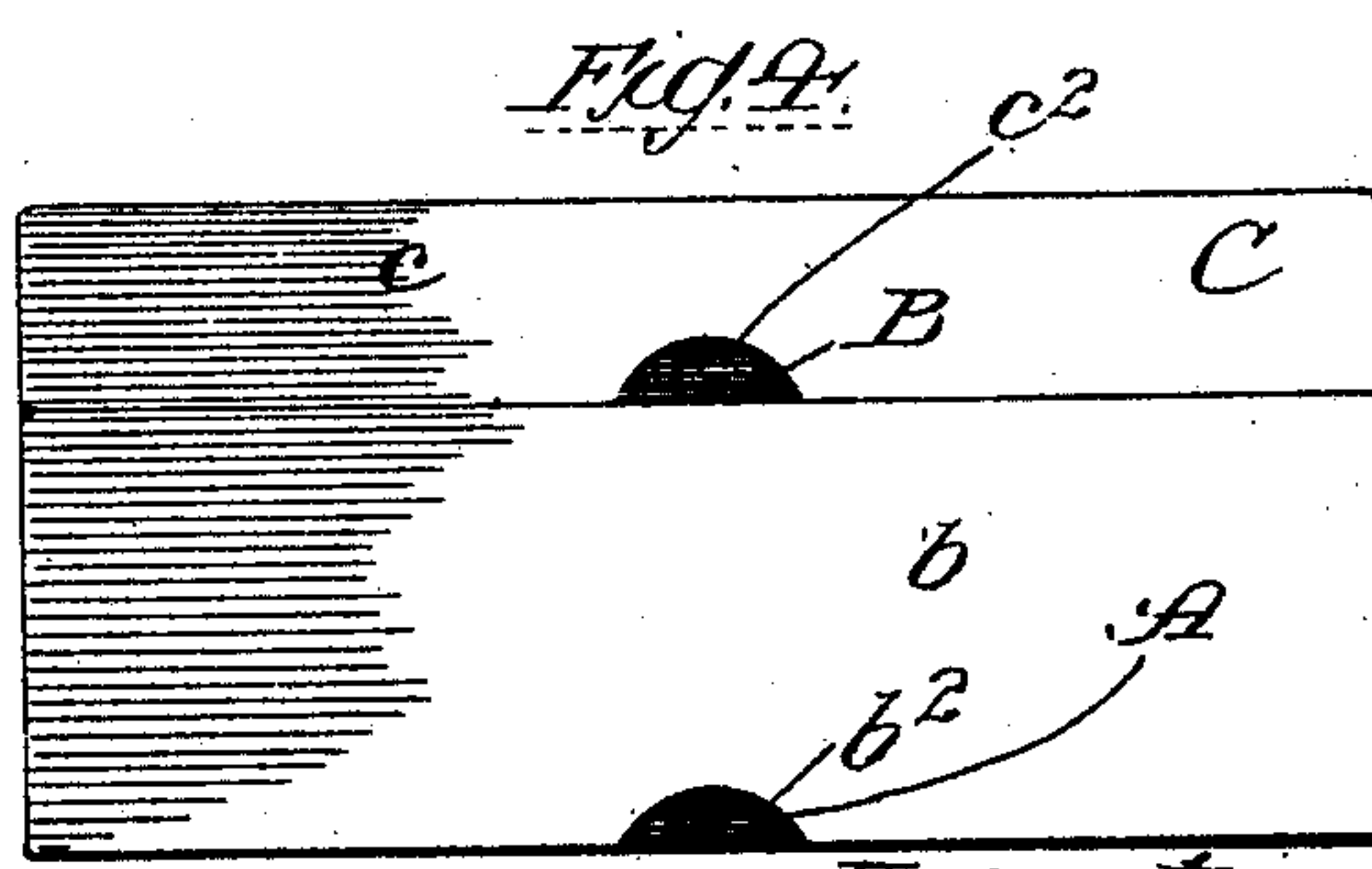

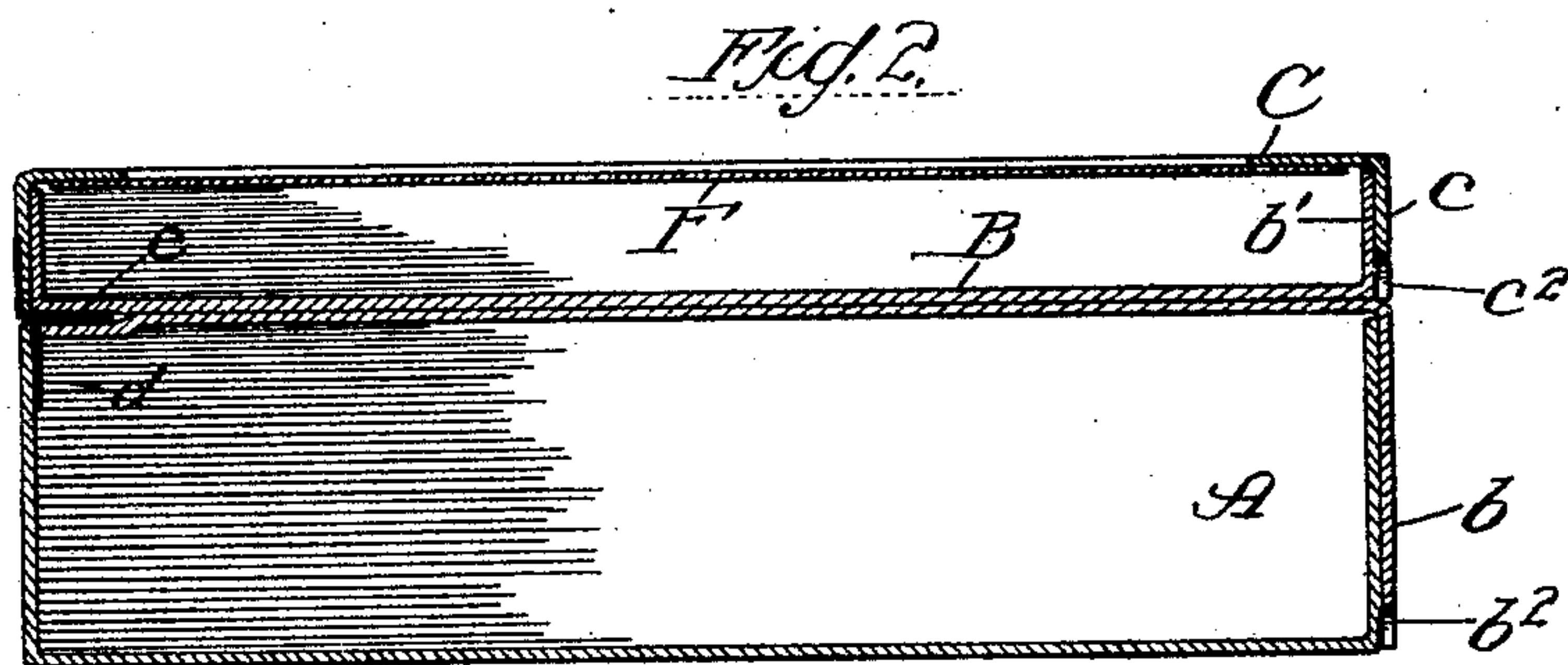
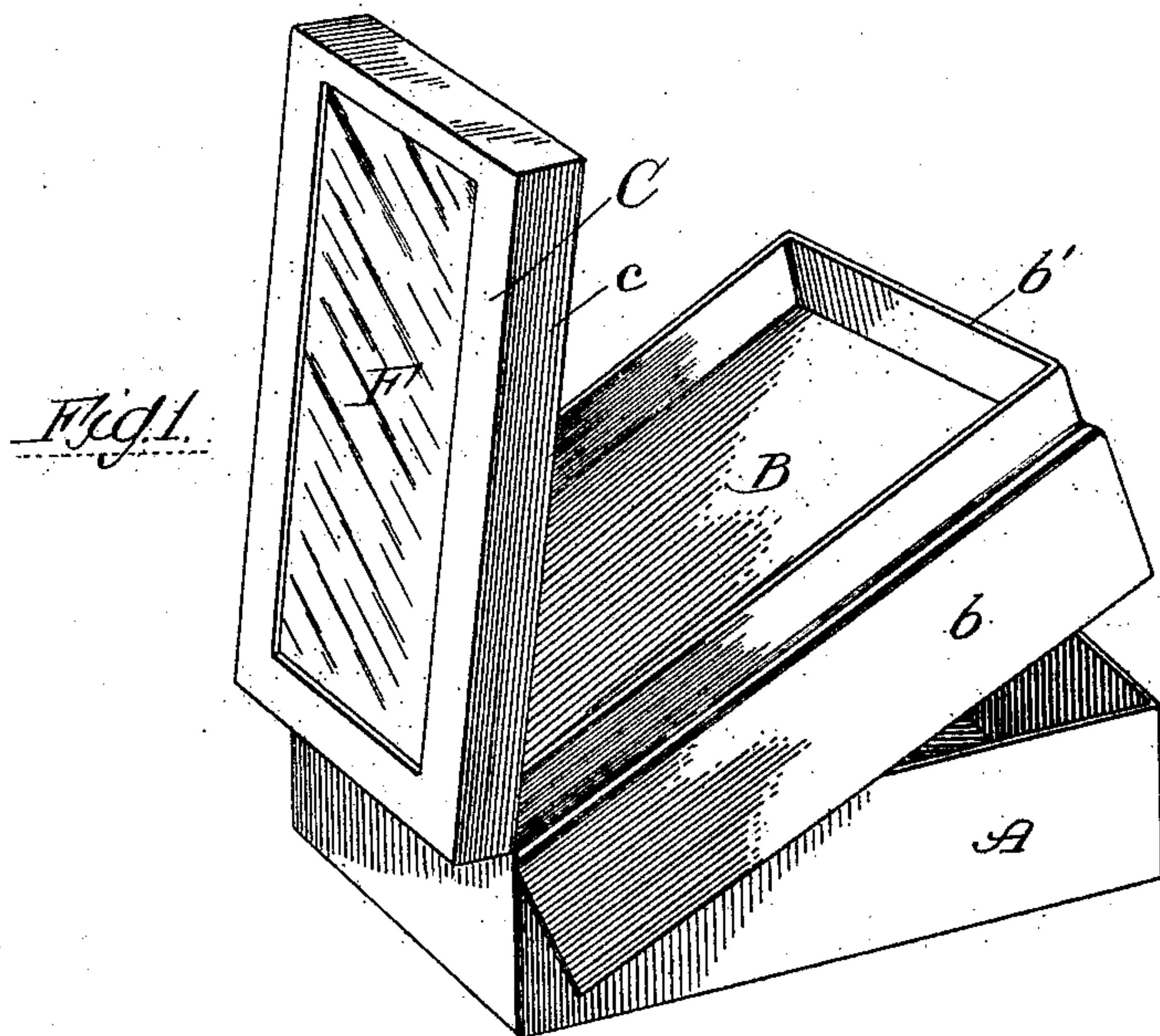
No. 799,375.

PATENTED SEPT. 12, 1905.

D. GRAY.

BOX.

APPLICATION FILED JAN. 12, 1905.



Witnesses:
John L. Mier
Walter Schalek

Inventor:
David Gray
by Pine & Fisher
Attorneys

UNITED STATES PATENT OFFICE.

DAVID GRAY, OF DETROIT, MICHIGAN, ASSIGNOR TO NATIONAL CANDY COMPANY, OF JERSEY CITY, NEW JERSEY, A CORPORATION OF NEW JERSEY.

BOX.

No. 799,375.

Specification of Letters Patent.

Patented Sept. 12, 1905.

Application filed January 12, 1905. Serial No. 240,721.

To all whom it may concern:

Be it known that I, DAVID GRAY, a citizen of the United States, residing at Detroit, Michigan, have invented certain new and useful Improvements in Boxes, of which I do declare the following to be a full, clear, and exact description, reference being had to the accompanying drawings, forming a part of this specification.

The present invention relates more particularly to that class of boxes designed for bonbons, chocolates, or like confections; and the main object of the invention is to provide a simple, cheap, and effective box whereby there may be displayed through a transparent lid a layer of the confections or like articles that the box is designed to carry.

To this end my invention consists in the novel features hereinafter described, illustrated in the accompanying drawings, and particularly pointed out in the claims at the end of this specification.

Figure 1 is a perspective view of a box embodying my invention, the portions of the box being shown partially opened. Fig. 2 is a view in central vertical longitudinal section through the box with its sections in closed position. Fig. 3 is a view in vertical transverse section. Fig. 4 is a view in front elevation.

In the drawings, A designates the body portion or section of the box, B designates the tray-shaped cover, and C designates the cover-lid. Preferably the body A, the cover B, and the rim portion of the lid C are formed of cardboard or pasteboard stock, such as is commonly employed in the manufacture of boxes designed to receive candy or like confections. As shown, the cover B has a depending skirt or wall *b* extending round its front and sides, this skirt or wall being adapted to set over the corresponding front and side walls of the body A. The cover B is hinged to the body A, preferably by means of a flexible strip *d*, of cloth or like material, that is pasted to the rear wall of the body A and to the bottom of the cover B. For convenience the cover B is formed by making a pasteboard tray with upturned flanges, forming a wall *b'*, and thereafter pasting the bottom of this tray to a sheet of pasteboard or cardboard that extends beneath the bottom of the cover and from which the depending front and side walls *b* and *b'* are formed.

Manifestly, however, this precise construction need not necessarily be followed in the manufacture of the box embodying my invention. The cloth strip *d*, which forms the hinge between the body A and cover B, is preferably extended between the two plies of cardboard that constitute the bottom of the tray-shaped cover, and similarly the cloth strip *e*, whereby the lid-rim C is hinged to the cover, also extends between the bottom plies of the cover B. The lid-rim C is formed, as shown, with an opening of sufficient size to clearly display the confections or other articles that may be contained within the tray-shaped cover B, and beneath the top flange of this rim C is secured a transparent plate F, of gelatin or other transparent material, through which the contents of the tray-shaped cover B may be readily seen. The depending flange *c* of the lid C is adapted to fit over the upwardly-extending walls *b'* of the tray-shaped cover B, and inasmuch as the lid rim or frame C and cover B are hinged at substantially the same point the cover B may be raised with the lid-frame in closed position or the lid-frame may be lifted and swung upward independently of the tray-shaped cover.

By preference the depending wall or skirt *b* of the cover B is made approximately as deep as the body A of the box, so that when the flange *b* is closed down over the front and side walls of the body A of the box and the lid-rim C is in closed position, as shown in Figs. 2-4 of the drawings, the box will appear like a candy-box provided with a shallow lid having a transparent top. This effect is also due to the fact that the tray-shaped cover is substantially the same length and width as the body portion A of the box.

In using the box the body portion A may be filled with candies or other confections or material, after which the cover B will be closed, so that its depending wall or skirt *b* envelops the front and side walls of the body A. The tray-shaped cover B will then be filled with one or more layers of candies or other materials to be displayed, after which the lid-rim C and transparent plate F carried thereby will be swung to closed position. It will readily be seen that as the candies or other articles are removed from the top portion of the box the layer or layers contained within the tray-shaped cover will remain un-

disturbed and at all times present an orderly and attractive appearance. When, however, access is desired to the layer or layers of confections within the cover B, the lid-rim C may
 5 be swung upward for such purpose. The depending flange *c* of the lid-rim C will fit with sufficient snugness about the upwardly-extending walls of the cover B to retain the lid-rim and the contents of the cover B when the
 10 cover is lifted, although inasmuch as the cover B and lid-rim C are hinged at substantially the same point the lid and cover will ordinarily both be grasped by the hand when access is desired to the body of the box.
 15 Preferably the front of the lid-rim C is provided with a notch *c*², and the front of the depending wall or skirt *b* is provided with a notch *b*² to better enable these parts to be lifted when access to the cover or body of the
 20 box is desired.

It is manifest that the details of construction above set out may be varied without departure from the invention and that features of the invention may be employed without
 25 its adoption as an entirety.

Having thus described my invention, what I claim as new, and desire to secure by Letters Patent, is--

1. A box of the character described, comprising a body portion, a tray-shaped cover
 30 of substantially the length and width of said body portion having upwardly-extending

walls and having a depending skirt or wall adapted to fit over said body portion, and a lid having a plate of transparent material in
 35 its top and adapted to fit over the upwardly-extending walls of said cover, said tray-shaped cover and lid being hinged to said body portion at a common point.

2. A box of the character described, comprising a body portion, a tray-shaped cover of substantially the length and width of said
 40 body portion and hinged thereto, said cover being provided with a depending skirt or wall adapted to fit over said body portion and
 45 a hinged lid adapted to fit over the upwardly-extending walls of said cover.

3. A box of the character described, comprising a body portion, a tray-shaped cover of substantially the length and width of said
 50 body portion, and having a two-ply bottom and a depending wall or skirt adapted to fit over said body portion, said wall or skirt being formed integral with the lower ply of the
 55 tray-shaped cover, and having an upwardly-extending wall formed integral with the upper ply of the cover-bottom, and a lid comprising a frame adapted to set over the tray-shaped cover and provided with a top plate of transparent material.

DAVID GRAY.

Witnesses:

THOS. MINER,
 HENRY W. FARR.