

No. 798,346.

PATENTED AUG. 29, 1905.

I. KALLIWODA.
CROCHET WORK BUTTON.
APPLICATION FILED OCT. 14, 1903.

Fig. 1.

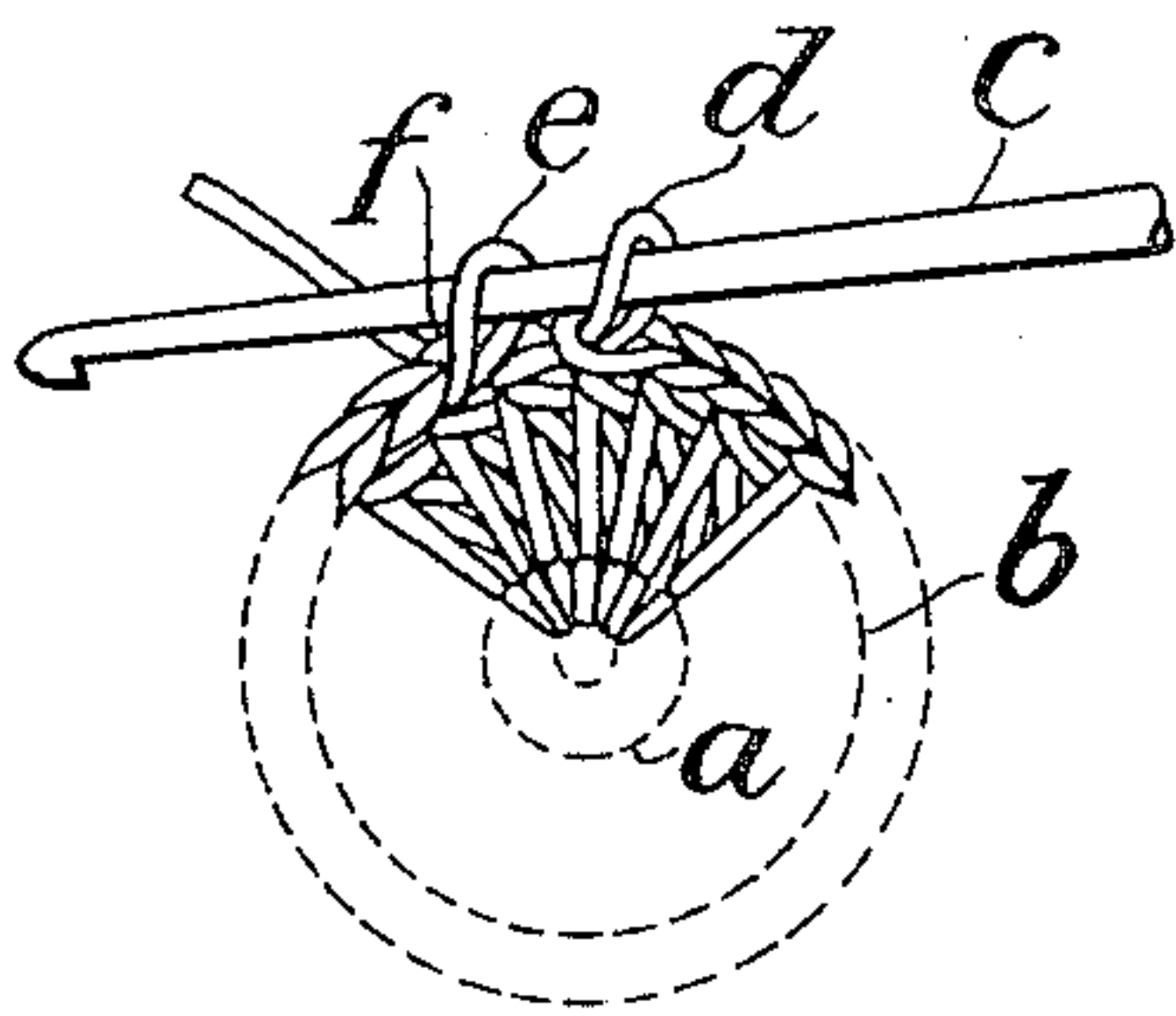


Fig. 2.

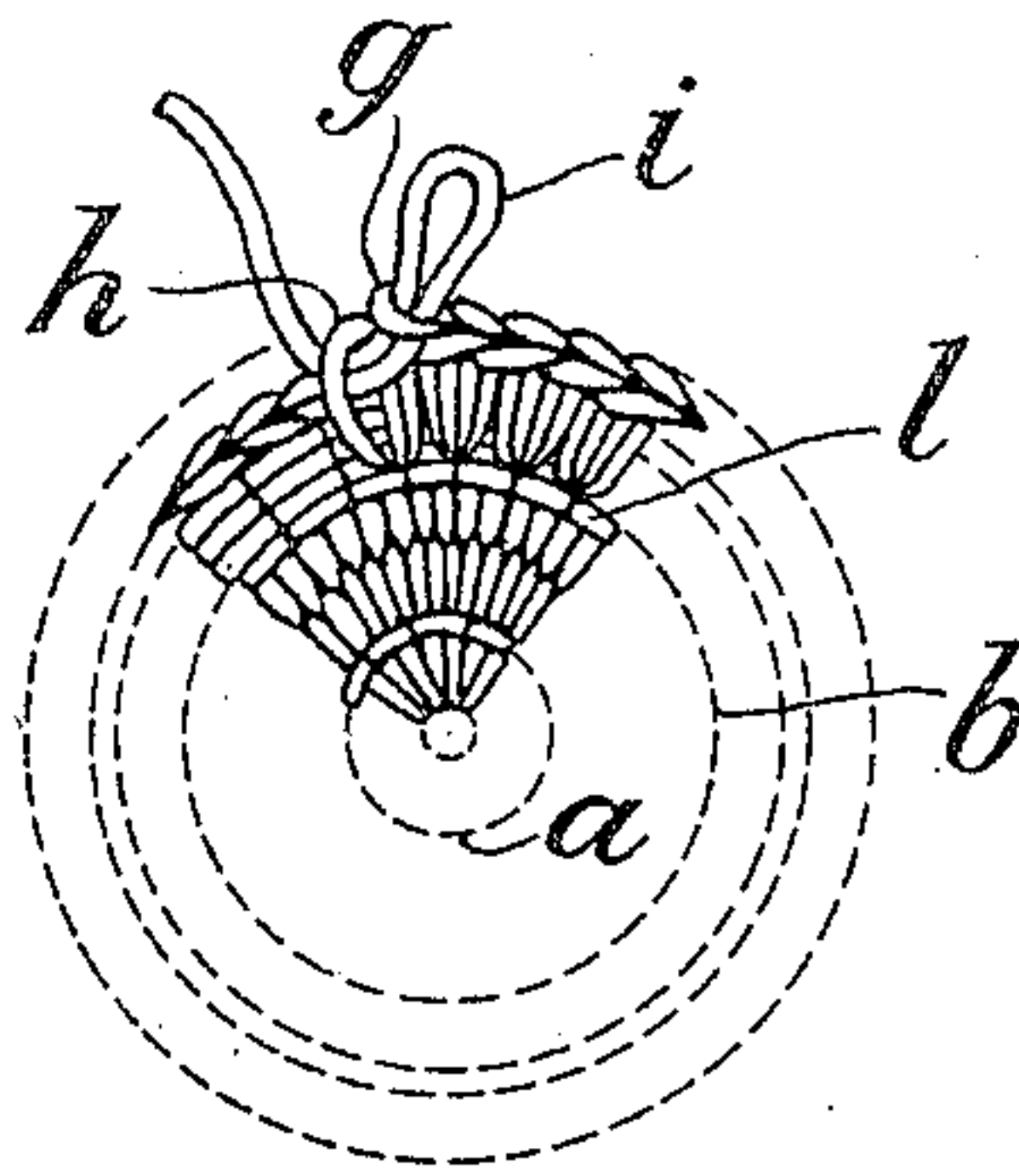


Fig. 3.

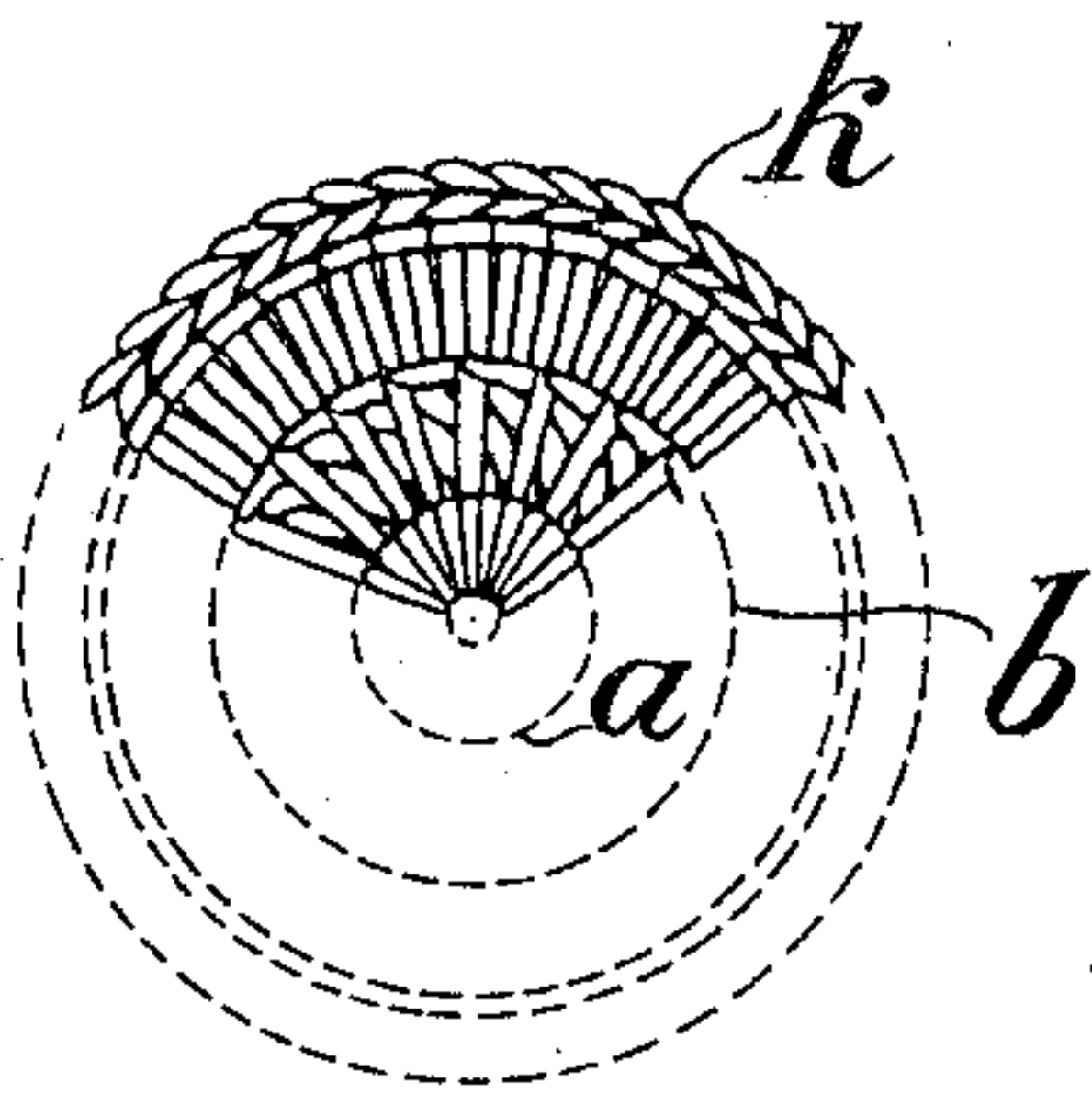
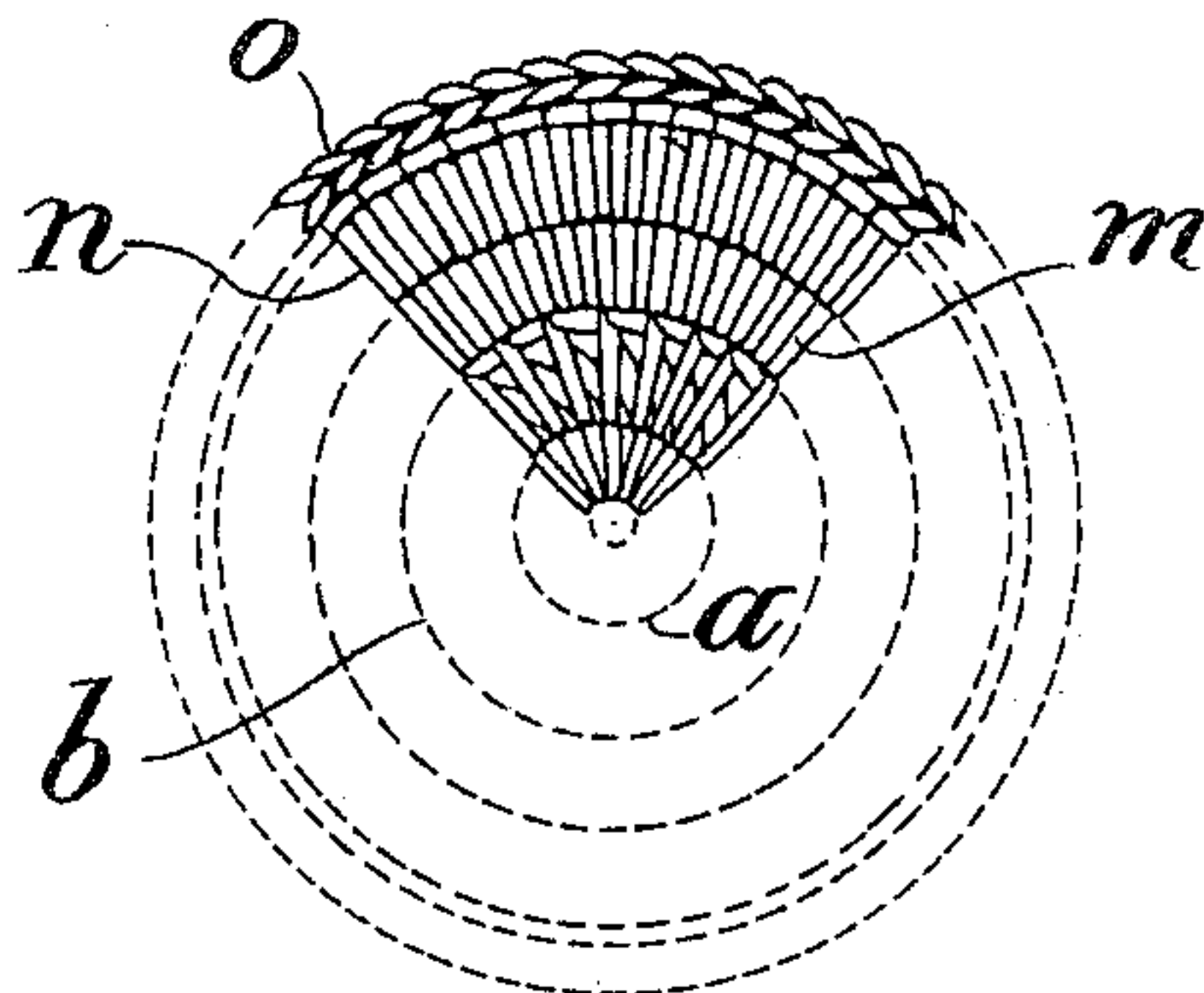


Fig. 4.



Witnesses.
L. Staaden
J. Staaden.

Inventor:
Irene Kalliwoda
by Alfwilhelms,
Attys.

UNITED STATES PATENT OFFICE.

IRENE KALLIWODA, OF SOPRON, AUSTRIA-HUNGARY.

CROCHET-WORK BUTTON.

No. 798,346.

Specification of Letters Patent.

Patented Aug. 2, 1905.

Application filed October 14, 1903. Serial No. 176,988.

To all whom it may concern:

Be it known that I, IRENE KALLIWODA, (late VON HALDEN,) a subject of the Emperor of Austria-Hungary, residing at Sopron, in the county of Sopron and Empire of Austria-Hungary, have invented certain new and useful Improvements in Crochet-Work Buttons, of which the following is a specification.

The present invention relates to crochet-work buttons, and has for its object a form of button which on account of its peculiar structure, or rather of the peculiar and novel formation and working together of the stitches, possesses, even without a wire stiffening or foundation, so great stiffness that it can be employed with advantage for linen garments and light articles of clothing.

In the accompanying drawings two forms of this button are illustrated.

Figures 1 to 3 show the first form of the button in different stages of the production, and Fig. 4 shows the second form of the button.

In the figures only a part of the button is represented, and the remaining part of the button is marked by dotted circles for the sake of simplicity. The middle part of the button to the circle *b* does not need to have any peculiar stiffness, but only serves for the sewing on of the button, and it may therefore be made in any desired manner by the usual forms of crochet-work. One method of making this middle part is given below merely by way of example; but it is to be understood that the invention is in no way restricted to this particular form of button-center. The special and novel part of the button which is made by the new and peculiar stitch formation or structure and which on this account possesses a stiffness unattainable by any form of crochet-work hitherto known is the circular part which surrounds the center or middle part *b*, before mentioned. The center part may be made, for example, in the following manner: Three chain-stitches are worked, and the first stitch is joined onto the third stitch. Around these three chain-stitches nine short close stitches are crocheted, the end of the thread being thus worked in. The thread is now passed through the first close stitch, so that a small ring is produced which forms the beginning of the middle part or center of the button and is represented by the circle *a*. Around this ring a second row of stitches is crocheted, two chain-stitches having been first made, after which on each short close stitch two long stitches are made, and the above-

mentioned drawing through of the thread forms a stitch, so that with the nine short close stitches altogether ten stitches will be formed, on each of which are two long stitches—that is to say, altogether twenty long stitches. Now the thread is drawn through the first long stitch. The two chain-stitches formed at the beginning of this row do not count as long stitches. With this row the middle or center part *b* of the button is completed. The above-described long stitches are now worked round twice with the new form of stitches about to be described. The new stitches are formed as follows: The crochet-hook *c*, Fig. 1, which is projecting through the last stitch *d*, is passed through the next stitch *f* of the middle part which has been already completed, and the thread is then laid over the hook. Thereupon this thread is drawn through the last-mentioned stitch *f* with the hook, so that the thread forms a loop *e*. This loop *e* is further drawn immediately through the first-mentioned stitch *d* by means of the crochet-hook, whereby one new stitch is completed. Now in the same manner two rows of such new stitches are crocheted around the button center, the crochet-hook during the formation of the second new stitch-row being passed in every case through the same stitches of the button center as in the formation of the first row of new stitches. The thread is now drawn to the back of the button and the two rows of new stitches are worked tightly together with short close stitches upon the rear face, which may be effected in the following manner: The crochet-hook which projects through the loop of the last-formed new stitch is passed through the long stitch *l*, Fig. 2, beneath this new stitch. The thread is laid upon the hook and is drawn through, so that now two loops are upon the hook—the loop of the new stitch and the loop-formed by the last drawing through of the thread. The thread is now laid again upon the hook and drawn through both loops, so that now a single loop is upon the hook. It will be evident from the foregoing that the hook is now no longer in the loop of the last new stitch, but is in the loop just formed through the last crocheted short close stitch. Fig. 2 shows the thread drawn through both loops. *g* is the loop of the last crocheted short close stitch in which the crochet-hook has projected. (The crochet-hook is not represented in Fig. 2.) *h* is the second loop, which is formed by the drawing

through of the thread beneath the new stitch, and *i* is the loop formed by the drawing of the thread through both loops *g* and *h*. It is to be noted that two such short close
5 stitches overlying the new stitch-rows are to be crocheted on each long stitch. In this way the rows of new stitches will be bound fast all round the button. The button is now turned over again upon the front face
10 and the last-described row of short close stitches is worked over with a row of new stitches *k*, Fig. 3. A finishing-off stitch is made and the thread end concealed. The first form of the button is thus completed.
15 A second form of button, Fig. 4, larger than the one above described, is made in the following way: The center part until the circle *b* is made in substantially the same manner as before. Directly upon this part a row
20 of new stitches is now crocheted, whereupon this row is worked over with short close stitches just as the two rows of new stitches were worked over in the first form of button. *m*, Fig. 4, designates this crocheted row. Two
25 rows of new stitches are now crocheted about the last-mentioned row *m* and these two rows again worked over on the back of the button with a row of short close stitches, the one new stitch being worked over with a short close
30 stitch and the following new stitch with two short close stitches, &c., or two successive new stitches are worked over, each with one short close stitch, and every third new stitch with two short close stitches. In Fig. 4, *n* des-
35 ignates this row. The button is now turned over again upon its front face and a row of

new stitches *o* is worked round the last row of short close stitches *n*.

The buttons described above can be made of many materials—such as cotton, silk, and 40 the like—and the word “thread” employed in the above description must be read in its broadest sense as covering all such materials.

Having now particularly described and as- 45 certain the nature of my said invention and in what manner the same is to be performed, I declare that what I claim is—

1. In a button made entirely of crochet- work in textile material the combination of a center part *b* worked in any desired manner, 50 with a circular part crocheted around said center part, in which latter the loops *e* drawn through the stitches of the button center are further drawn through the loops *d* of the preceding stitches, substantially as hereinbe- 55 fore described.

2. In a button made entirely of crotchet- work in textile material the combination of the stitches crocheted around the center part *b* of the button, with short close stitches worked 60 over the circular part, the loops of which short close stitches extending outward from the middle part of the button closely bind over the stitches lying outside said middle part, substantially as described. 65

In testimony whereof I affix my signature in presence of two witnesses.

IRENE KALLIWODA, (LATE VON HALDEN.)

Witnesses:

SCHÖN FÜRÖK,
 F. LAGUARDIA.