

No. 797,293.

PATENTED AUG. 15, 1905.

J. LANG & A. FISCHER.

FACE SHIELD.

APPLICATION FILED OCT. 21, 1904

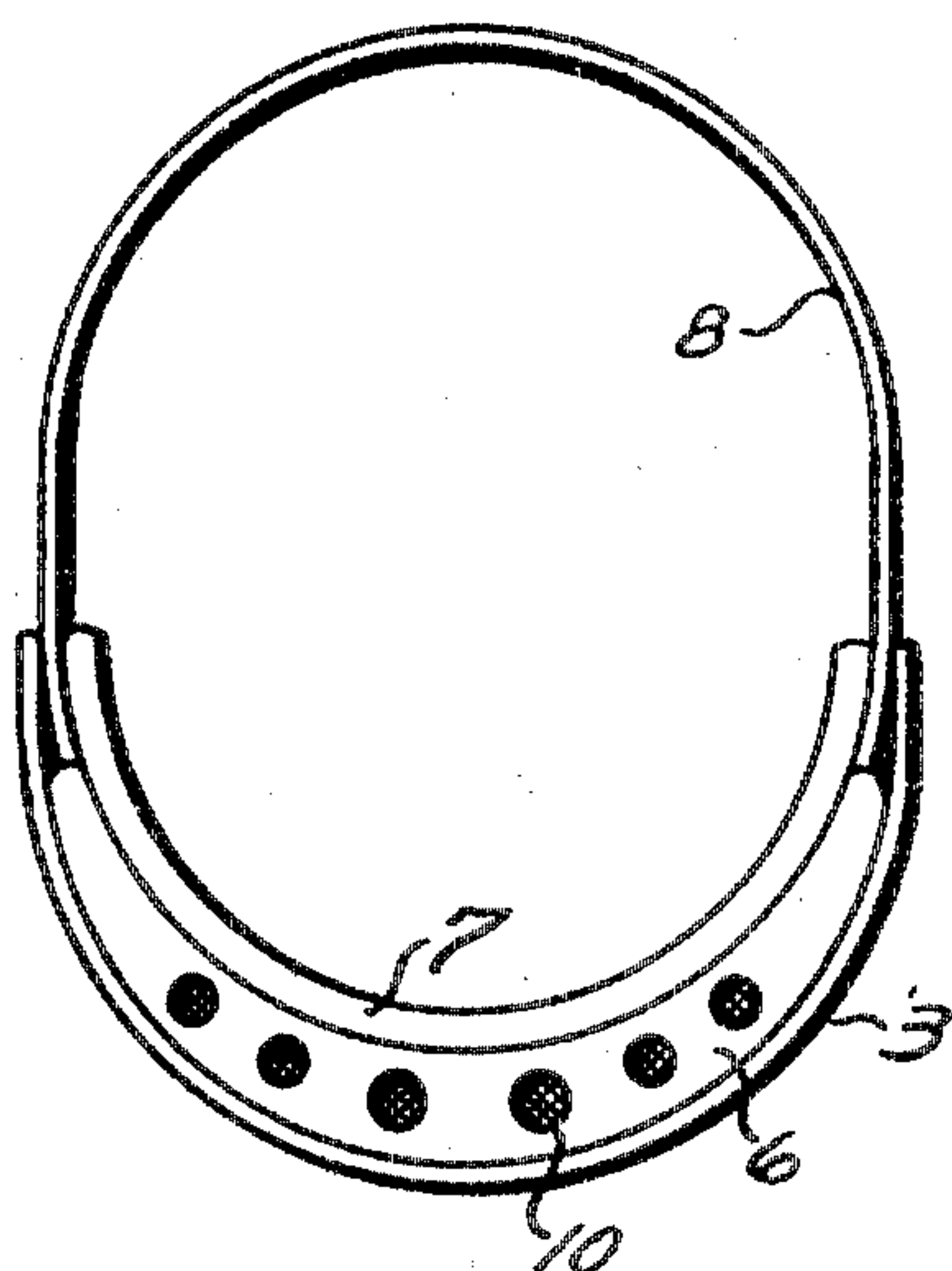


Fig. 3.

Fig. 1.

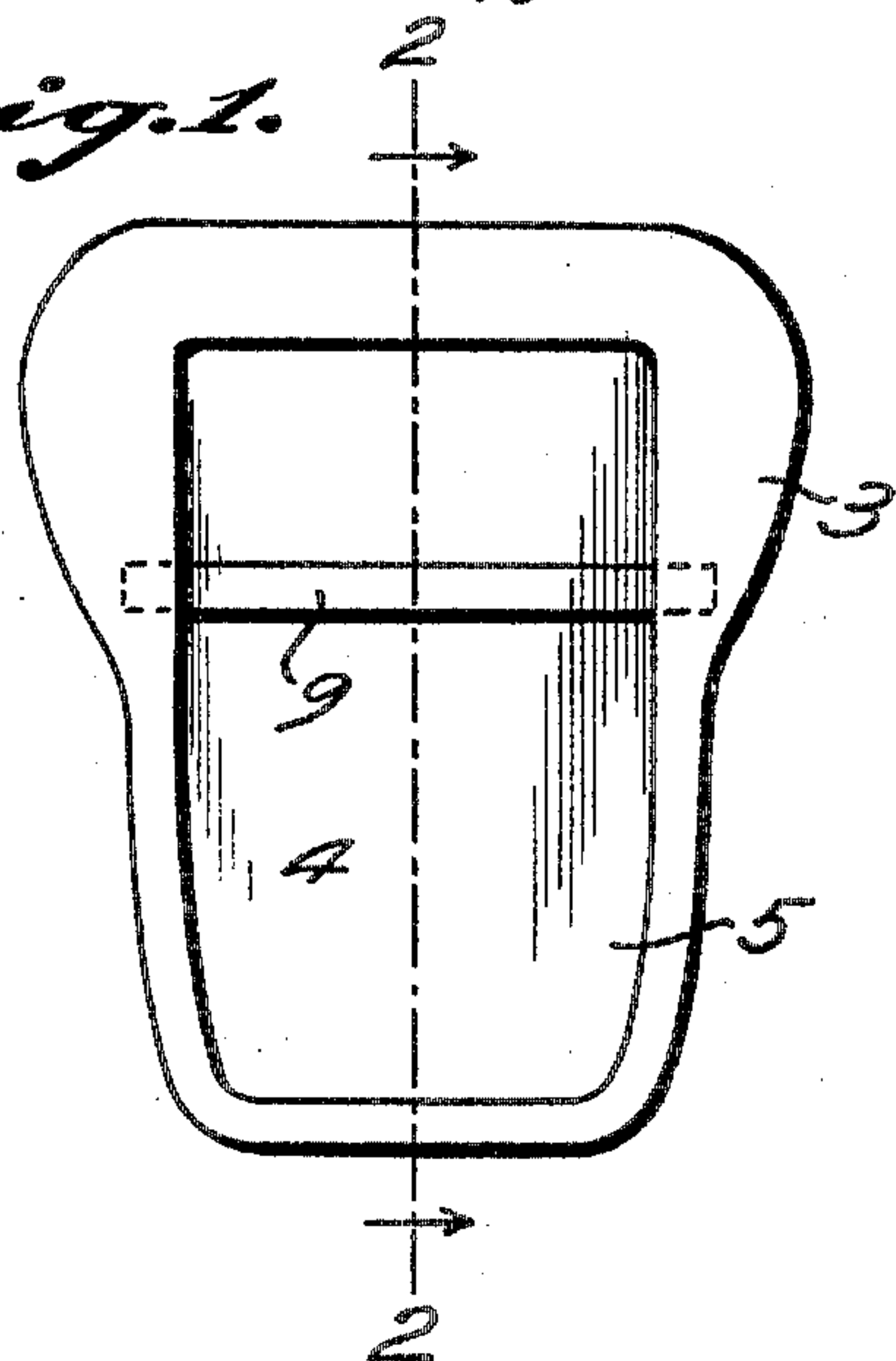
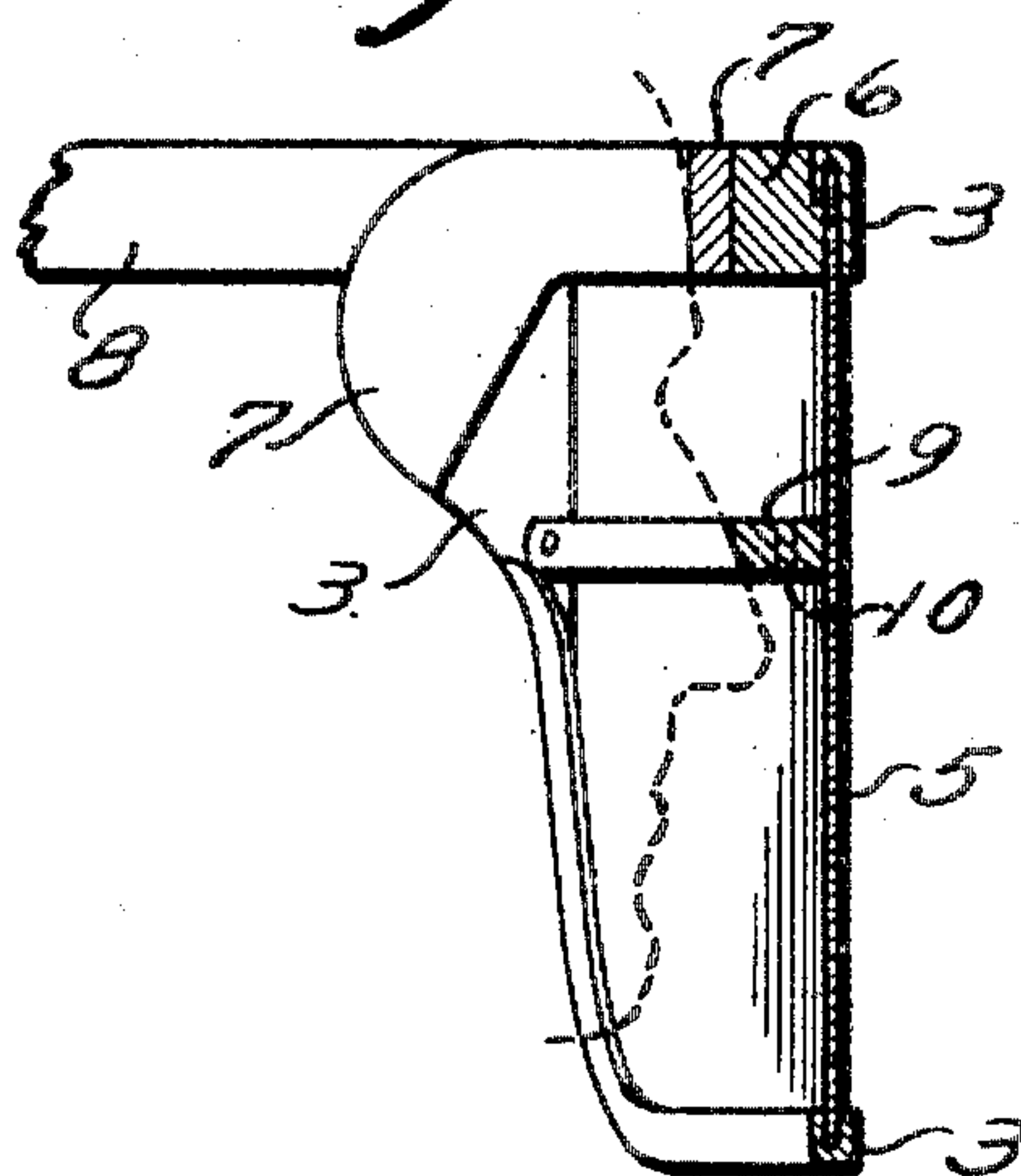


Fig. 2.



Witnesses:

Rudow Rummel, Jules Lang & August Fischer,
Glen C. Stephens, by Rummel & Rummel,
Attorneys.

UNITED STATES PATENT OFFICE.

JULES LANG AND AUGUST FISCHER, OF CHICAGO, ILLINOIS.

FACE-SHIELD.

No. 797,293.

Specification of Letters Patent.

Patented Aug. 15, 1905.

Application filed October 21, 1904. Serial No. 229,500.

To all whom it may concern:

Be it known that we, JULES LANG, a citizen of France, and AUGUST FISCHER, a citizen of the United States of America, and both residents of Chicago, in the county of Cook and State of Illinois, have invented certain new and useful Improvements in Face-Shields, of which the following is a specification.

The main object of our invention is to provide an improved form of shield for protecting from dust and wind the face of the operator of an automobile or other swift-moving vehicle.

Other objects will appear from the following description.

We accomplish this object by the device shown in the accompanying drawings, in which—

Figure 1 is a front elevation of a face-shield constructed according to our invention. Fig. 2 is a vertical section of the same on the line 2 2 of Fig. 1. Fig. 3 is a top view of the same.

The device shown consists of a frame 3 of sheet metal, having a large central aperture 4, covered by a screen 5, of mica or similar tough and flexible transparent material. The sheet of mica is bent to cylindrical curvature, and its edges are stiffened and firmly held by the frame 3, which is bent upon itself around said edges. The device is rigidly braced to retain its cylindrical shape by a curved bridge 6, secured along the upper edge of the frame, and said bridge and frame are provided with suitable padding material, which is shaped to fit the forehead and temples of the wearer. The device is secured to the wearer's head in the position shown in Fig. 2 by means of an elastic band 8, the outline of the face of the wearer being shown by dotted lines. A second bridge is secured to the frame 3 a considerable distance below the bridge 6 and is suitably formed and padded to fit around the nose of the wearer and prevent dust from entering the space in front of the eyes of the wearer. The bridges 6 and 9 are preferably perforated, as indicated in Fig. 3, where the perforations in the bridge 6 are shown at 10. These perforations permit the free circulation of air around the eyes of the wearer, but are covered with wire screen of fine mesh to prevent the entrance of dust. The mica screen is spaced away from the face of the wearer to allow of plenty of room for ventilation and to permit of easy

breathing. The screen is extended a considerable distance below the mouth and nose of the wearer, so as to afford protection against dust, flying insects, and other particles of matter floating in the air. The transparent screen is of large area, so that the face of the wearer may be clearly seen and recognized. The formation of the screen 5 and the aperture 4 is such that the wearer will have a large and unobstructed range of view.

The operation of the device shown will be readily understood from the foregoing description.

It will be seen that numerous details of the device shown may be altered without departing from the spirit of our invention.

What we claim as our invention, and desire to secure by Letters Patent, is—

1. A device of the class described, comprising a frame adapted to be secured to the head of the wearer and having thereon a shield of resilient and imperforate transparent material extending across the face of the wearer from a point above the eyes to a point below the mouth, said frame being adapted to space the shield away from the forehead of the wearer, forming a dust-tight closure at the top of the shield and being perforated for ventilation, substantially as described.

2. A device of the class described, comprising a frame having thereon pads fitting the forehead and temples of the wearer, a bridge fitting the nose and cheeks of the wearer, and a transparent imperforate screen covering the front of said frame and extending to a point below the mouth of the wearer, said parts forming a dust-tight inclosure about the eyes, and said bridge being perforated for ventilation, substantially as described.

3. A face-shield comprising a resilient and imperforate transparent screen, having at its upper end a curved frame adapted to fit around the forehead of the wearer and space the shield away from the face of the wearer, said shield extending across the face of the wearer from a point above the eyes to a point below the mouth and said frame having therein vertically-disposed air-passages for ventilation, substantially as described.

4. A face-shield, comprising a resilient and imperforate transparent screen adapted to cover the face of the wearer from forehead to chin, a reinforcing-frame of sheet metal ex-

tending around the edges of said screen, and a curved bridge adapted to fit around and against the forehead of the wearer and space the screen therefrom, said bridge being of stiff material and adapted to retain the screen in a permanently-curved form, substantially as described.

Signed at Chicago this 19th day of October, 1904.

JULES LANG.
AUGUST FISCHER.

Witnesses:

EUGENE A. RUMMLER,
GLEN C. STEPHENS.