

No. 795,811.

PATENTED AUG. 1, 1905.

A. BRANDT.
COMBINATION COUCH.
APPLICATION FILED MAR. 2, 1906.

Fig. 1.

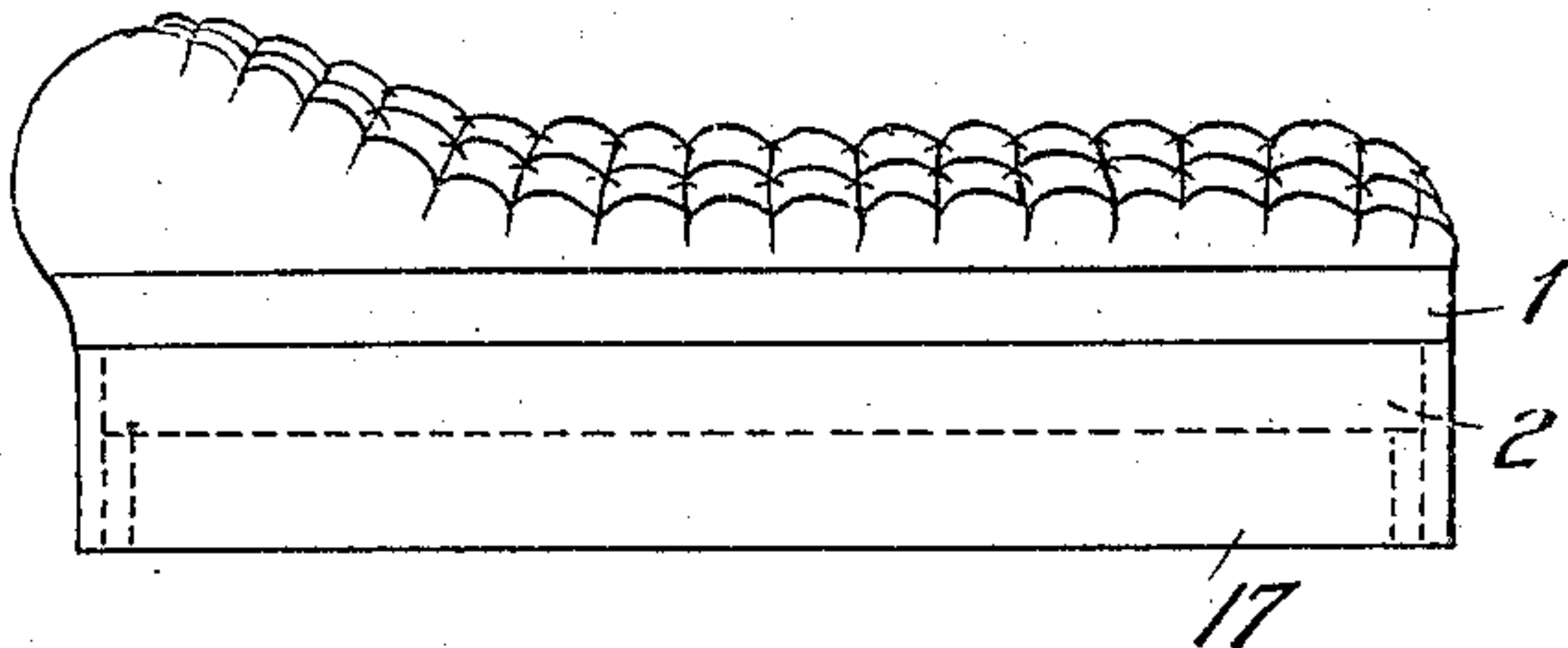


Fig. 2.

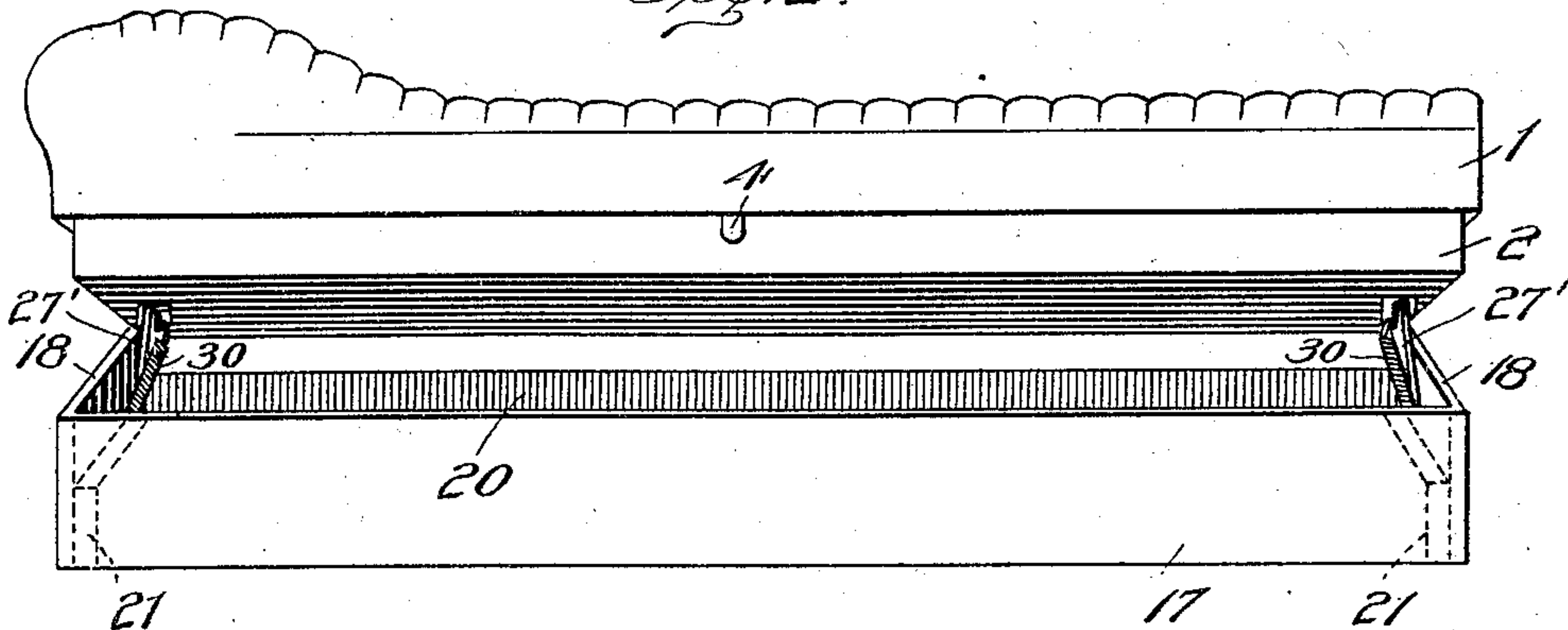
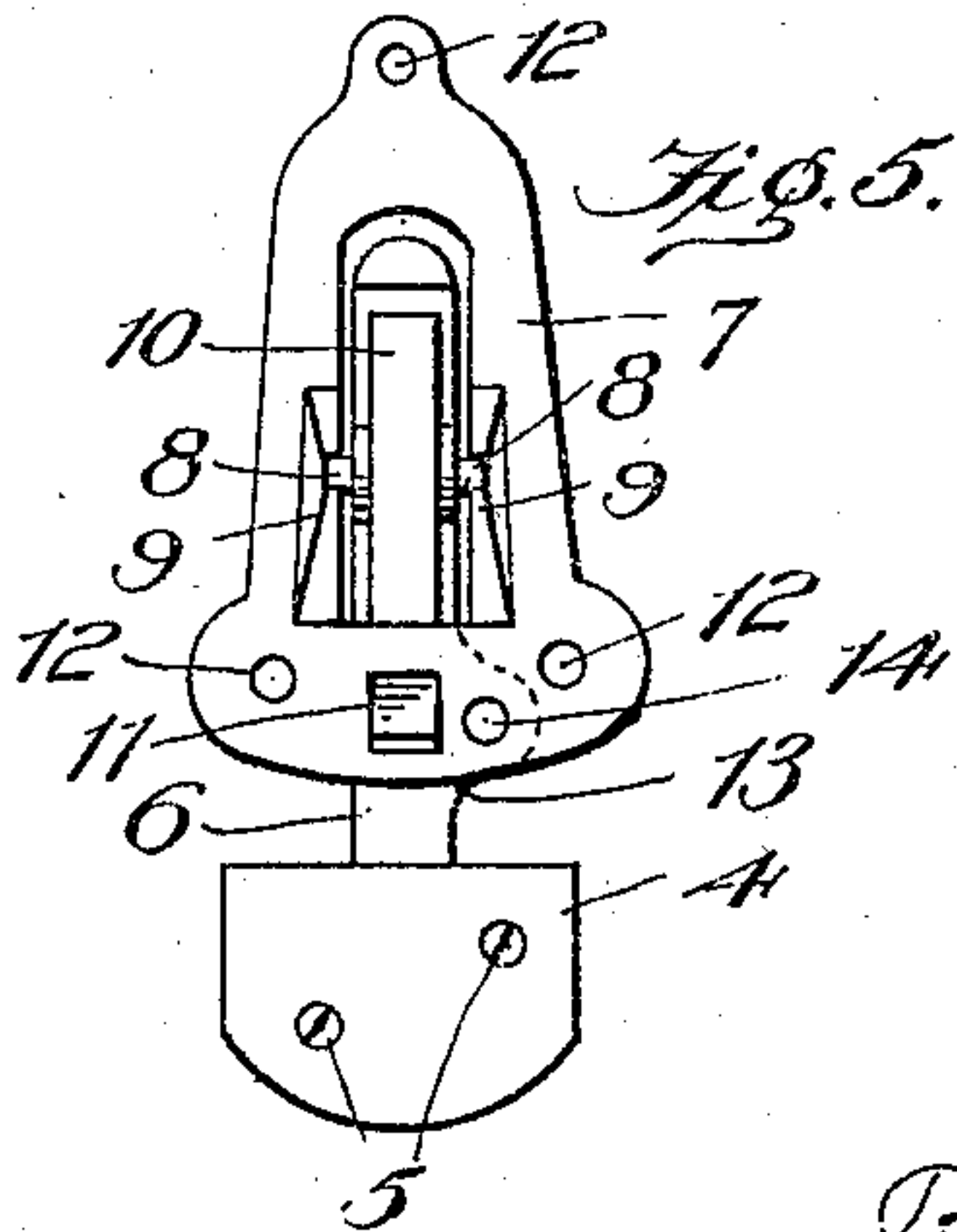
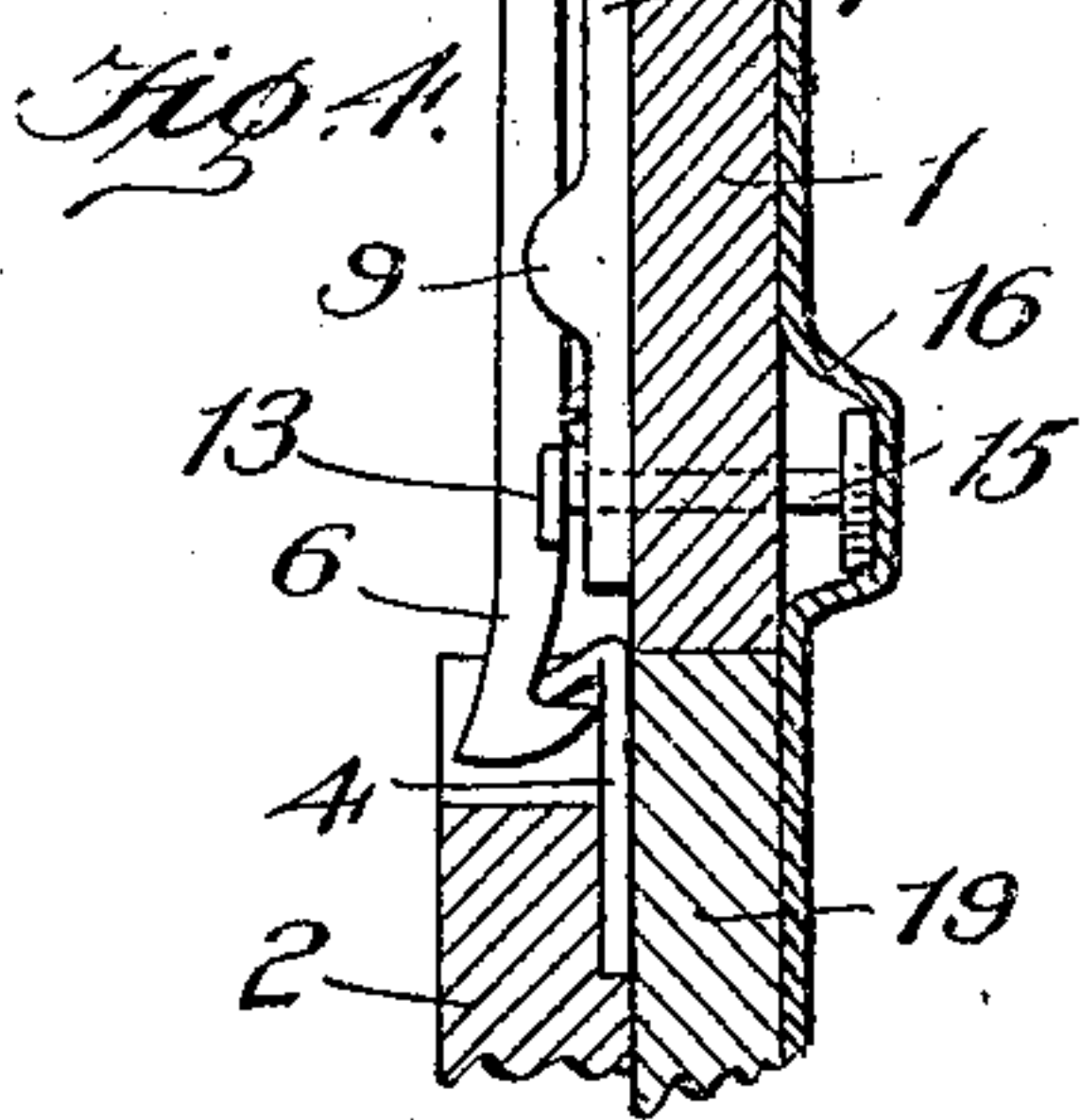
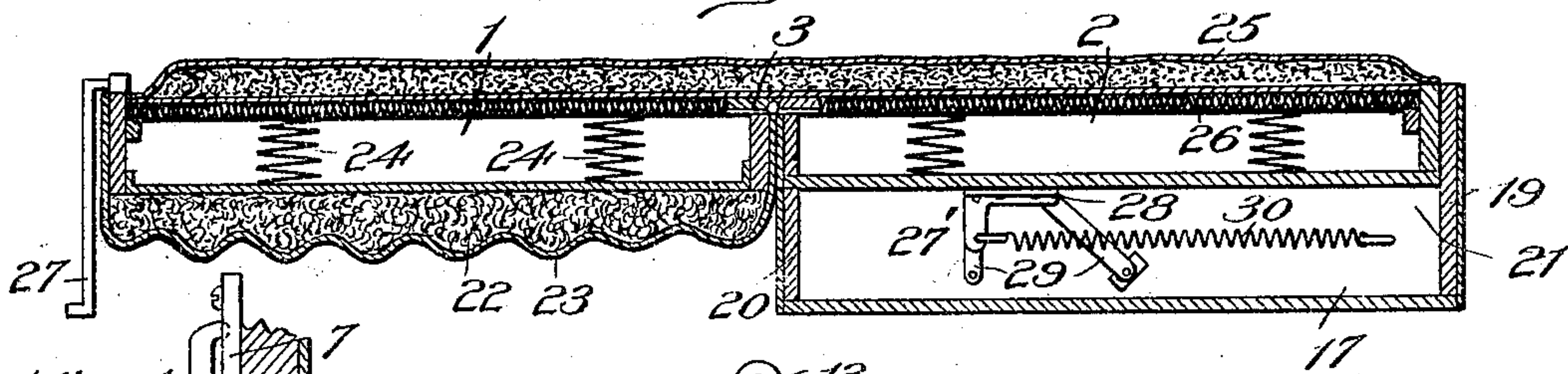


Fig. 3.



Witnesses:

J. W. Smith.
L. J. Knight

Inventor
August Brandt,
By A. L. Jackson,
Attorney.

UNITED STATES PATENT OFFICE.

AUGUST BRANDT, OF FORT WORTH, TEXAS.

COMBINATION-COUCH.

No. 795,811

Specification of Letters Patent.

Patented Aug. 1, 1905.

Application filed March 2, 1905. Serial No. 248,078.

To all whom it may concern:

Be it known that I, AUGUST BRANDT, a citizen of the United States, residing at Fort Worth, Texas, have invented certain new and useful Improvements in Combination-Couches, of which the following is a specification.

My invention relates to couches, and more particularly to that class of couches which serves as a settee, a bed, and a wardrobe; and the object is to improve the combination piece of furniture so that it will be more serviceable and more easily operated in opening the wardrobe and making a bed of the couch.

Another object is to make the piece of furniture more compact and simple.

Other objects and advantages will be fully explained in the following description, and the invention will be more particularly pointed out in the claims.

Reference is had to the accompanying drawings, which form a part of this application and specification.

Figure 1 is a perspective view of the improved couch. Fig. 2 is a perspective view with the seat and bed raised for access to the wardrobe. Fig. 3 is a cross-section of the piece of furniture, showing the construction in detail. Fig. 4 is an edge view of the devices for locking the parts of the bed together. Fig. 5 is a front view of the same on a larger scale.

Similar characters of reference are used to indicate the same parts throughout the several views.

This invention consists of certain improvements on existing couches.

The lower part of the device is a wardrobe and the upper part is a seat when the device is folded. The upper part may be unfolded to form a bed. The part 1 is the upholstered seat. The folding part 2 is hinged to the upper part by hinges 3 at the rear or back side and is locked to the upper part 1 by a catch 4, which is attached to the outside of the part 2 by suitable screws 5. A spring-pressed latch or hook 6 engages the catch 4 in the manner shown in Figs. 4 and 5. The latch 6 is pivotally mounted in a holder 7 by means of trunnions or lugs 8 projecting from the sides of the latch, the holder 7 having bearings 9 for the lugs 8. A flat spring 10 is placed next to the latch 6 at its upper end, and the lower end of the spring 10 projects through an opening 11 in the keeper or holder 7. The spring 10 normally holds the latch in engagement

with the catch. The holder 7 has perforations 12, by which the holder is attached by nails or screws to the inside of the part 1. Means are provided for disengaging the latch from the catch. The latch 6 has a projecting lip 13, and the holder 7 has a perforation 14 therethrough opposite the lip 13. A push-button 15 projects through the perforation 14 against the lip 13. The latch 6 is disengaged from the catch 4 by pressing on the button 15. This button may be inside of the couch-covering 16. The latch will automatically engage the catch when the parts 1 and 2 are folded together. The part 1 serves as a cover for the wardrobe 17. The part 1 rests on the ends 18 and the front 19 of the wardrobe 17. The back part 20 of the wardrobe is lower than the other three side walls of the wardrobe for the passage of the part 2. The part rests on the supports 21, which are attached to the end portions 18, and on top of the part 20 of the wardrobe 17 when the couch is folded as in Fig. 1. The wardrobe 17 has a cut-out in the back part for the movement of the part 2. The seat is upholstered, being provided with stuffing 22, a cover 23, and springs 24. A mattress 25 is attached to the front parts of 1 and 2, and when these parts are unfolded the mattress is ready for use as a bed. Mattress-springs 26 are also attached to the front parts of the parts 1 and 2. Removable legs 27 are provided for the part 1 when serving as a bed.

The parts 1 and 2 are normally locked together, and these parts are raised for access to the wardrobe. For making the parts 1 and 2 easily manipulated I use Seng adjustments 27. These adjustments are disclosed in the patent to Seng, June 26, 1900, Reissue No. 11,834. The upper piece 28 of this adjustment is attached to the part 2. The bars 29 are pivotally attached or connected to the part 28 and pivotally connected to the support 21. A spiral spring 30 is connected to a depending lug of part 28 and to the support 21. The sides and front parts of the part 1 are offset relative to the part 2 and to the wardrobe, so that the two folding members 1 and 2 will not come in contact with the wardrobe when these folding members are raised for access to the wardrobe.

Having fully described my invention, what I claim as new, and desire to secure by Letters Patent, is—

1. A combination-couch comprising a wardrobe portion having backside piece lower than

the other side portions, a folding portion consisting of two members hinged together at the rear side and the lower member being offset relative to the upper member, the upper member constituting a seat when the two members are folded and the two members constituting a bed when unfolded, supports attached to the interior of the end portions of said wardrobe, said lower folding member when folded resting on said supports and on the rear side of said wardrobe, means for locking said folding members together, and spring-actuated adjustments for aiding in raising said folding members for access to said wardrobe.

2. A combination-couch comprising a wardrobe portion having supports attached to the interior of the end portions and having the back portion thereof lower than the other parts of the wardrobe to permit freedom of

movement of the seat portion and folding member a seat portion having a folding member hinged thereto said folding member normally resting on the supports in said wardrobe and on said back portion, spring-actuated adjustments attached to said folding member and to said supports, said seat being adapted to open backward whereby a bed may be formed of said folding member and said seat, suitable springs and a mattress being attached to said seat and folding member, and means for locking the front edges of said folding members together.

In testimony whereof I set my hand, in the presence of two witnesses, this 23d day of February, 1905.

AUGUST BRANDT.

Witnesses:

A. L. JACKSON,
J. W. STITT.