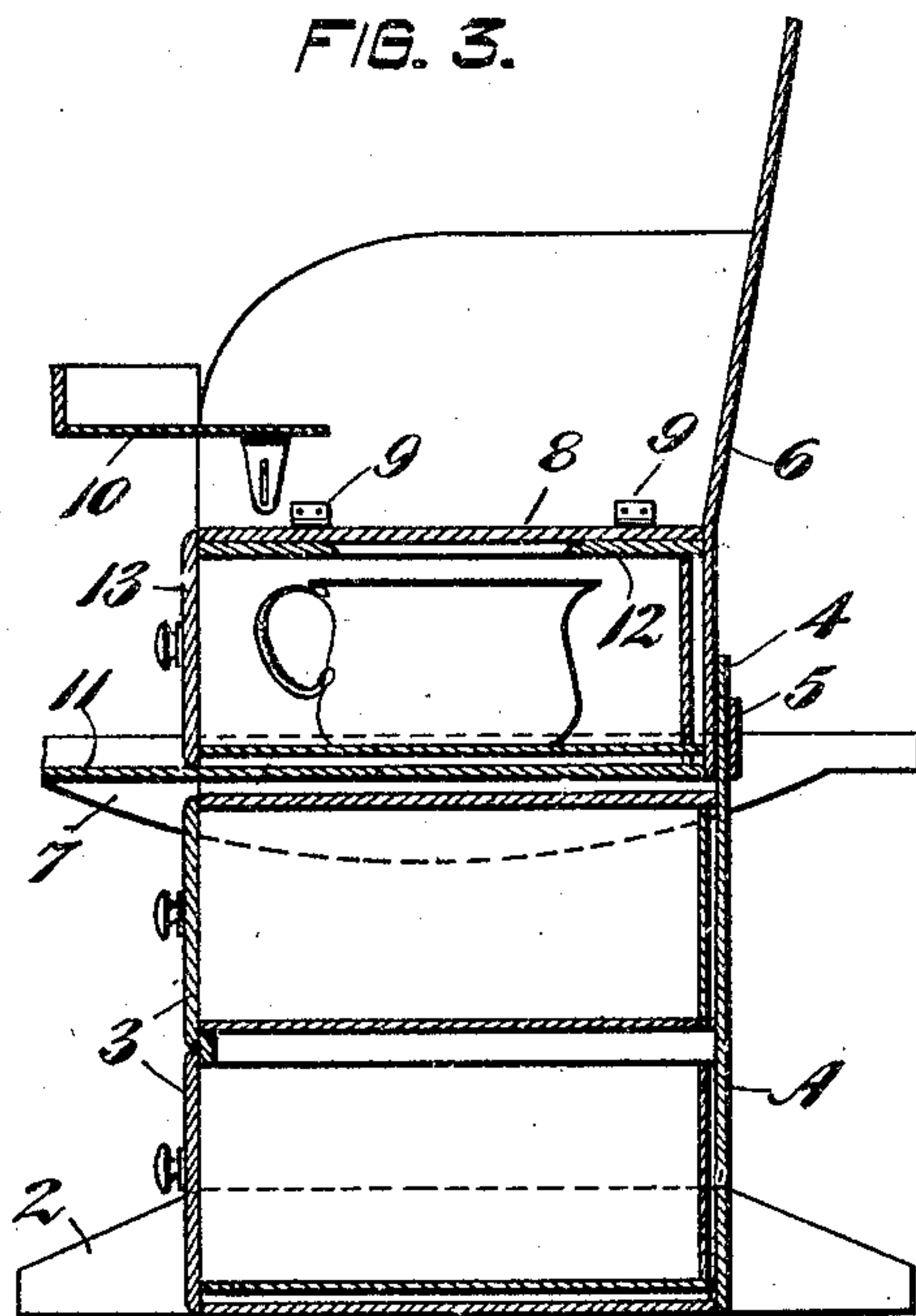
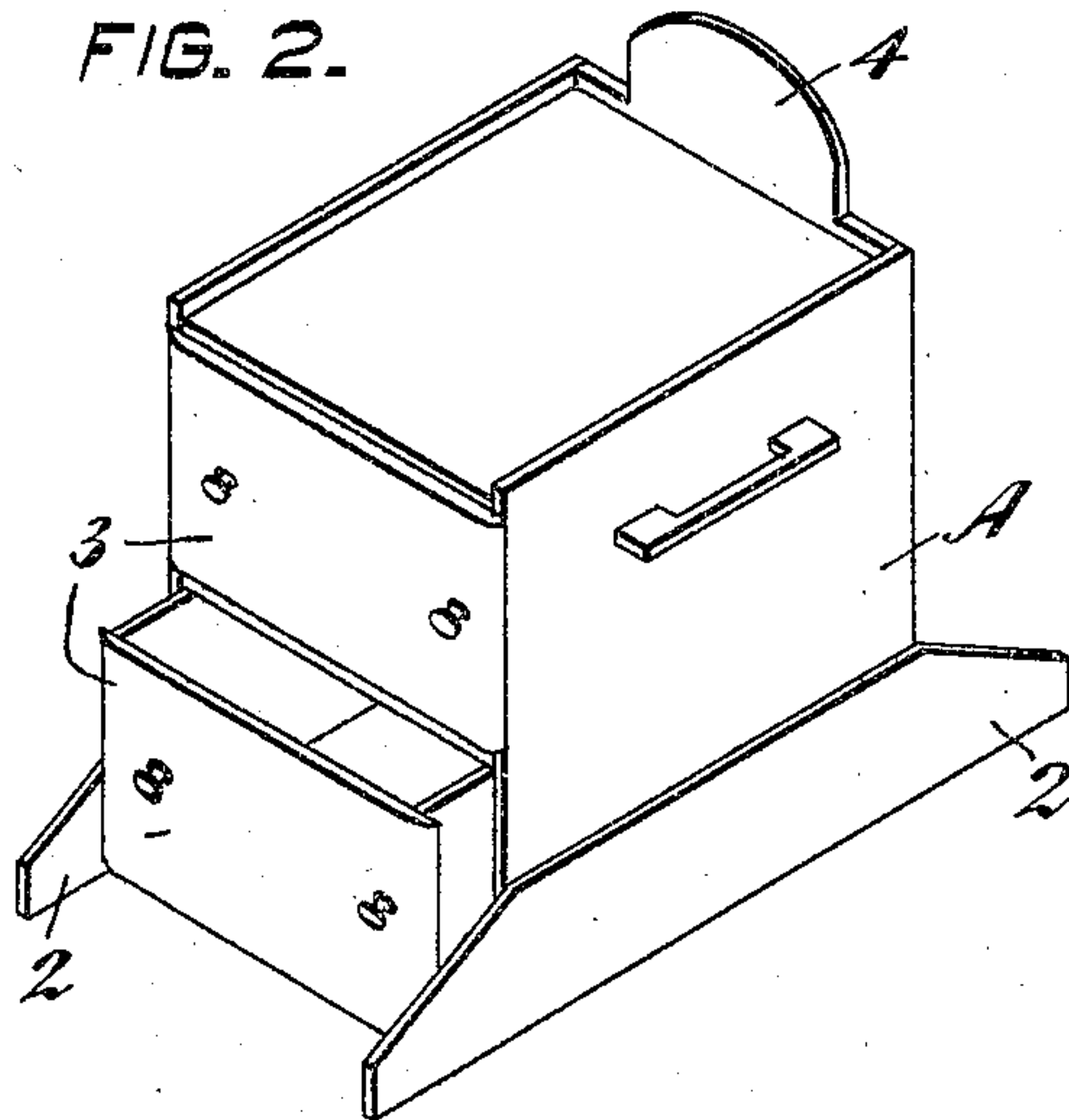
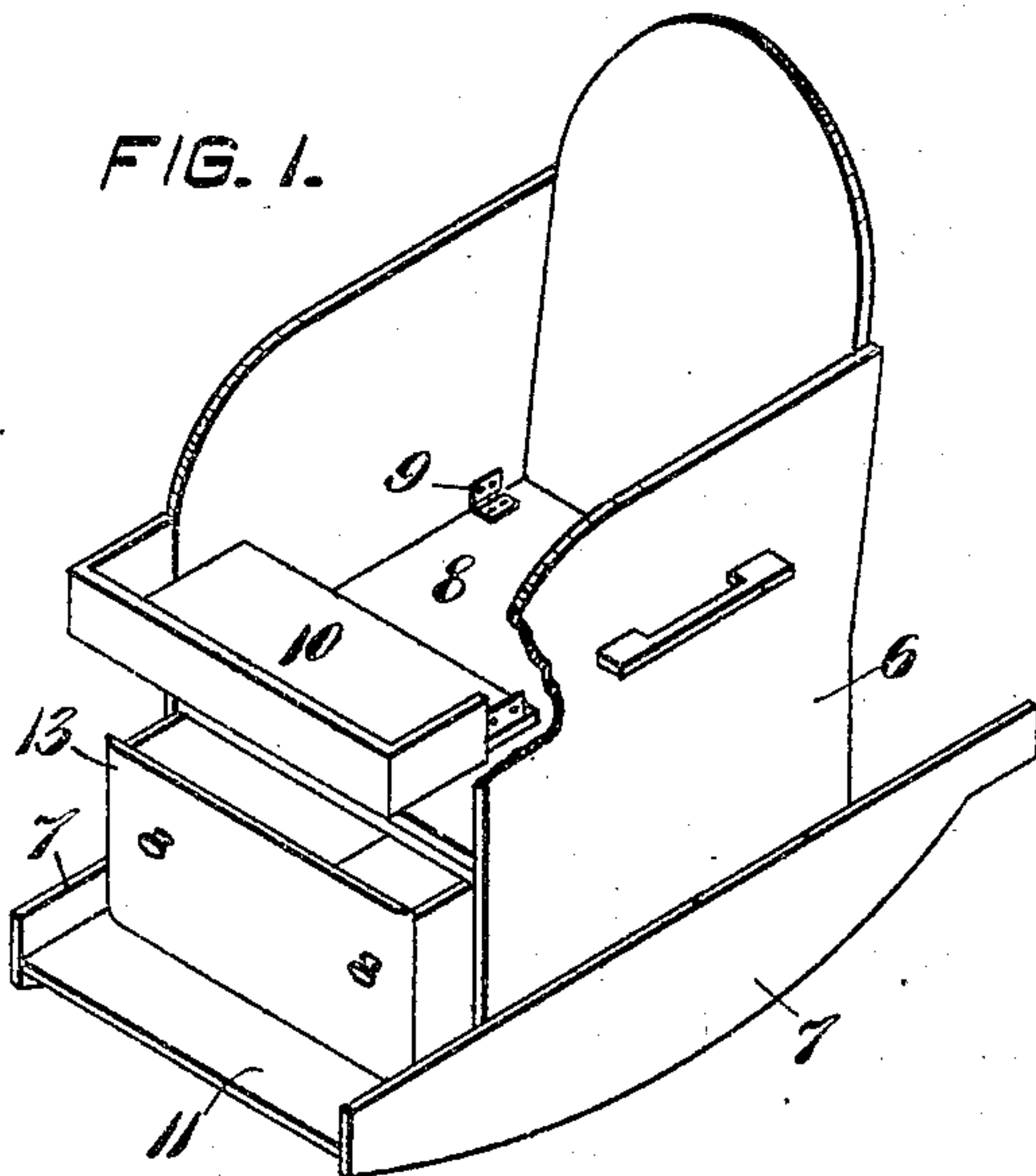


No. 794,461.

PATENTED JULY 11, 1905.

P. MACKEY.
CHAIR.

APPLICATION FILED DEC. 2, 1904.



WITNESSES,
Chas. E. Chapin.

Chas. E. Chapin

INVENTOR,

Peter Mackey
By Geo. H. Strong

UNITED STATES PATENT OFFICE.

PETER MACKEY, OF JAMESTOWN, CALIFORNIA.

CHAIR.

SPECIFICATION forming part of Letters Patent No. 794,461, dated July 11, 1905.

Application filed December 2, 1904. Serial No. 235,147.

To all whom it may concern:

Be it known that I, PETER MACKEY, a citizen of the United States, residing at Jamestown, in the county of Tuolumne and State of California, have invented new and useful Improvements in Chairs, of which the following is a specification.

My invention relates to an improvement in chairs especially designed for children's use.

It consists in a novel combination of parts and in details of construction, which will be more fully explained by reference to the accompanying drawings, in which—

Figure 1 is a perspective view of upper part.
Fig. 2 is a perspective view of lower part.
Fig. 3 is a section of upper and lower parts, forming a high chair.

It is the object of my invention to provide a chair for the use of children which is capable of being converted for a variety of different purposes.

As shown in the accompanying drawings, A represents a base having cleats 2 fastened to each side and extending forward and back beyond the outline of the base. These cleats serve to prevent the device being accidentally overturned. This base serves conveniently for drawers 3, which are slidable in the usual manner and serve to contain any articles of convenience or necessity.

The top of the back of the base is extended upwardly, as shown at 4, and this back may be rounded or otherwise shaped and convenient to be engaged by a slotted cleat 5, which is fixed upon the back of the upper and second section 6. This section is made of substantially the same size in transverse section as the lower section A, and when set upon the lower section the extension 4 at the back of the lower section fits into the slot or cleat 5, and thus serves to lock the two parts together. This upper section has side cleats 7, fixed so as to project below the bottom, and when the two parts are put together these side cleats clasp over the top of the lower section, and in conjunction with the engagement at the back they serve to hold the two parts rigidly together.

When the upper part is removed, the lower part serves as an ordinary seat, the extension

4 forming a sufficient back therefor. When the two are united, the upper part is sufficiently higher to form a high chair or seat for the child.

This device has the sides and back extending upwardly sufficiently to inclose the seat 8, which is hinged therein, as shown at 9. The hinges may be conveniently at either side or back, as desired, and in front of this seat may be hinged or otherwise attached the tray 10, so that when the child is upon the seat 8 the tray 10 serves to prevent its falling out and also to hold dishes of food or playthings.

The feet of the child may rest upon a foot-board 11, which is conveniently fixed between the side cleats 7. The side cleats 7 may have the lower edges curved into such an arc as to form a rocking-chair, so that by lifting the upper section off the lower section and placing it upon the floor the child will then have a rocker. The rear ends of the cleats 7 are extended far enough beyond the curved portion to form a stop and prevent the child from upsetting itself by violent exertion.

In order to make the seat convenient for toilet purposes, I have shown the portion 8 as hinged, as previously described, and beneath this portion is an open seat, as at 12, so that when the portion 8 has been turned up this lower seat is exposed.

13 is a slidable drawer adapted to slide in and out of the upper portion, and this drawer serves to contain the necessary toilet article, which can be placed beneath the open seat by closing the drawer and removed when the drawer is opened.

The whole device forms a very convenient and complete apparatus for children's use.

Having thus described my invention, what I claim, and desire to secure by Letters Patent, is—

1. A chair comprising a base having a seat portion and an upwardly-extending back, and an upper portion adapted to seat upon the base, having a socket to receive the upwardly-extending back of the base and having side cleats to embrace the upper portion of said base.

2. A chair comprising a base portion, a removable upper portion having a seat and having side cleats adapted to embrace the top of

the base, said cleats curved to form rockers for the removed upper portion.

3. A chair comprising a base having cleats upon each side, an upwardly-extending back, 5 and an upper seat-carrying portion having a socket or channel to fit over the upward extension of the lower part and cleats upon each side extending over and inclosing the top of the lower portion.

10 4. A chair consisting of a base having an upwardly-extending back, an upper seat portion having a slot or channel adapted to fit over said back and cleats extending down upon each side of the top of the lower portion, said cleats 15 having the lower edges curved to form rockers.

5. A chair comprising a base portion, an upper portion having cleats at the lower portions of its sides adapted to embrace the top of the base, said upper portion having an open seat, 20 a hinged closure therefor and a slidable drawer below said seat adapted to receive a toilet article.

6. A chair comprising a base having a seat and an upwardly-extending back, said base pro- 25 vided with drawers; an upper portion having

an open seat with hinged closure said portion having a socket at the rear to receive the extending back of the base, and having cleats at the lower portions of the sides to fit over and embrace the top of the base, a foot-support on 30 the upper portion, a tray on said upper portion, and a sliding drawer in said portion below the seat thereof.

7. A chair consisting of a base having an upwardly-extending back, a superposed upper 35 section interlocking with said base and removable therefrom, said upper section having cleats at the sides, with the lower edges curved to form rockers upon which it may independently rest, a foot-support fixed between the 40 front ends of said cleats, and a seat carried by said upper portion.

In testimony whereof I have hereunto set my hand in presence of two subscribing witnesses.

PETER MACKEY.

Witnesses:

S. H. NOURSE,

JESSIE C. BRODIE.