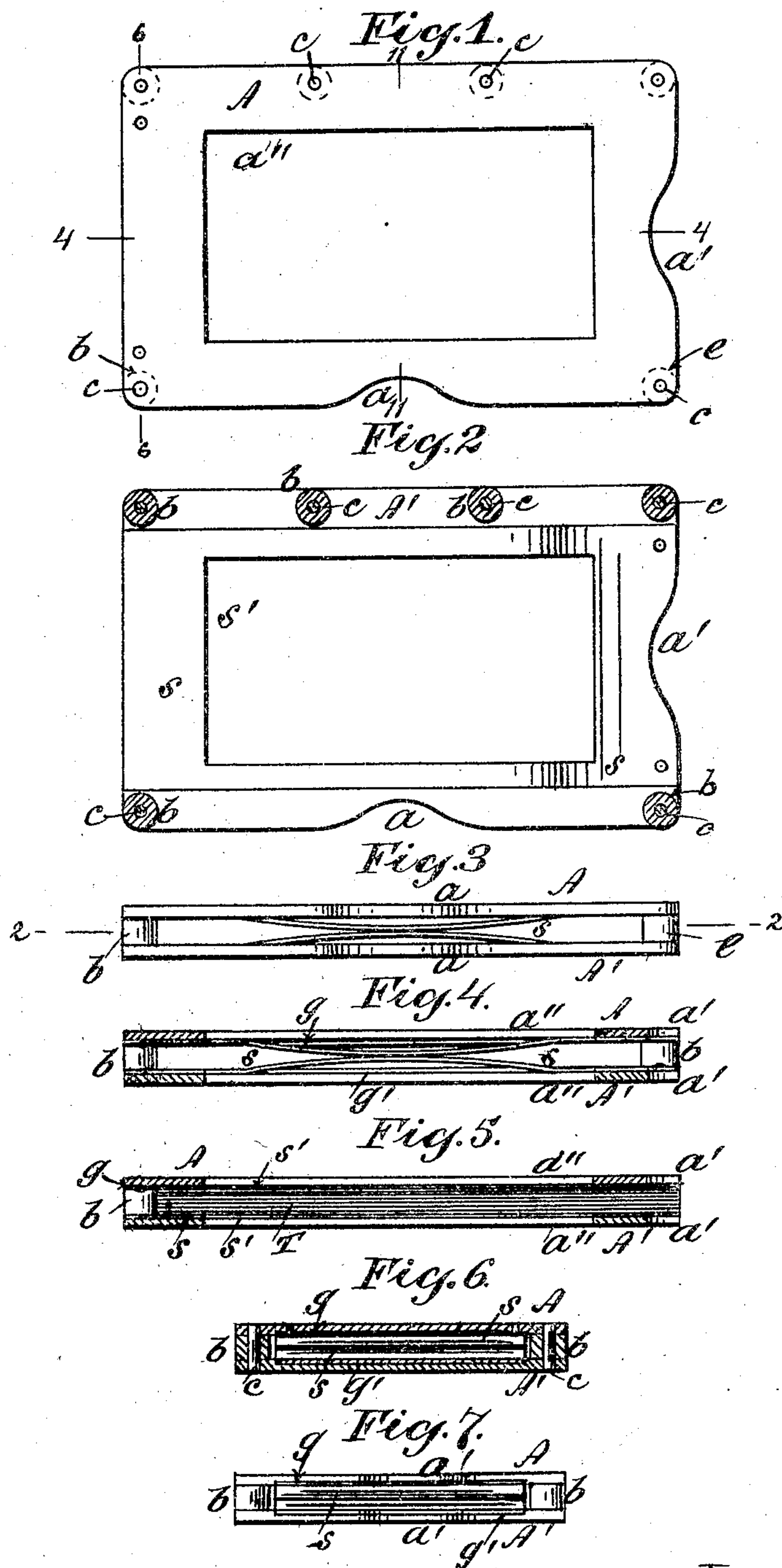


A. A. LOW.

HOLDER FOR PAPERS, PADS, TICKETS, CARDS, &c.

APPLICATION FILED NOV. 1, 1904.

2 SHEETS—SHEET 1.



Witnesses:
J. H. Nere
D. W. Gardner

Inventor:
Abbot Augustus Low
By his Attorney
Geo. W. Heath

A. A. LOW.

HOLDER FOR PAPERS, PADS, TICKETS, CARDS, &c.

APPLICATION FILED NOV. 1, 1904

2 SHEETS—SHEET 2.

Fig. 8.




Fig. 9.




Fig. 10.



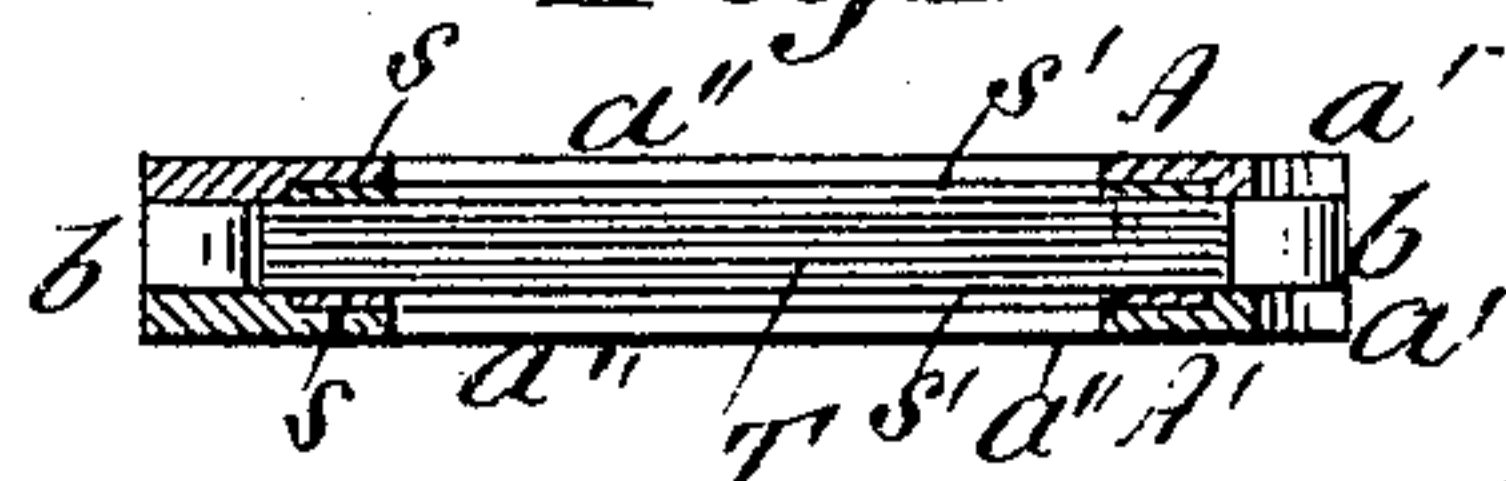


Fig. 12.



Witnesses:

S. H. Newe
D. W. Gardner

Inventor:

Abbot Augustus Low
By his Attorney
Geo. W. Math

UNITED STATES PATENT OFFICE.

ABBOT AUGUSTUS LOW, OF HORSESHOE, NEW YORK.

HOLDER FOR PAPERS, PADS, TICKETS, CARDS, &c.

SPECIFICATION forming part of Letters Patent No. 794,415, dated July 11, 1905.

Application filed November 1, 1904. Serial No. 230,997.

To all whom it may concern:

Be it known that I, ABBOT AUGUSTUS LOW, a citizen of the United States, residing at Horseshoe, St. Lawrence county, State of New York, have invented certain new and useful Improvements in Holders for Papers, Pads, Tickets, Cards, &c., of which the following is a specification sufficient to enable others skilled in the art to which the invention appertains to make and use the same.

My invention relates to holders adapted to be carried in the pocket of the user and designed to accommodate visiting and other cards, papers, pads, tickets, and similar articles to be carried upon the person.

The object of my invention is to afford a cheap and convenient holder in which such articles may be placed and protected while exposed in part for purposes of observation or identification, or for writing upon, for punching or cancellation in part, as the case may be; and the invention consists in the special construction and arrangement of parts hereinafter described and claimed specifically.

In the accompanying drawings, Figure 1 is an elevation of my improved holder; Fig. 2, a longitudinal section taken upon plane of line 2 2, Fig. 3. Fig. 3 is an edge view of my improved holder; Fig. 4, a section upon plane of line 4 4, Fig. 1. Fig. 5 is a similar view showing a pad or similar article or articles within the holder. Fig. 6 is a transverse section upon plane of line 6 6, Fig. 1; Fig. 7, an end elevation of the holder. Fig. 8 is an elevation of the reverse side of the holder; Fig. 9, an elevation of the inner side of one of the plates; Fig. 10, an elevation of one of the springs; Fig. 11, a transverse section on plane of line 11 11, Fig. 1, the holder being empty; Fig. 12, a like section showing a pad or like article in the holder.

My improved holder consists, essentially, of two plain plates A A' of like outline, formed with coinciding finger-recesses *a a'* on two of their edges and held apart by spacing fillets or washers *b b*, the plates and said fillets or washers being rigidly secured by any convenient or well-known means, as by the rivets *c c*, as indicated in the drawings. The fillets or washers *b b* partially close the en-

velop or receptacle thus formed on one of its sides. By this construction the fillets, or washers perform the double function of spacing the distance between the plates for the accommodation of a pad, papers, ticket, card, or like article, and also afford support for the edges of the same. The thickness of the fillets or washers vary with the object or articles to be accommodated in the holder, and when fillets or washers of sufficient thickness are used more than one article may obviously be thus accommodated.

It will be seen that the fillets *b b* support and space the edges of the superposed plates A A' at the corners of the device as well as upon one longitudinal side thereof in such manner that while the alinement and parallelism of the plates is maintained the spaces between the edges of the plates at both ends and on one longitudinal side thereof are practically free and unobstructed to admit of the insertion of articles between the plates.

A flat spring *s* is secured to the inner side of each plate A A', arranged to press and hold the ticket, card, or similar articles T between them, thereby preventing accidental displacement or looseness. The inner sides of the plates are countersunk to form broad grooves or recesses *g g'* for the reception of the springs *s s* when the latter are depressed by the introduction of an article between them, as will be understood by reference to Figs. 5 and 12.

The plates A A' and the springs *s s* are formed with coinciding central longitudinal openings *a'' a''* and *s' s'*, through which the main or central portion of an article contained in the holder may be seen for inspection, &c., and by means of which access may be had to the article for the purpose of writing thereon or for manipulation of any kind.

The device thus arranged is very simple and effective and may be made cheaply, the main object being to afford a plain, inexpensive holder of the character designated. It is especially adapted for the varying requirements of use in the pocket, as for carrying memorandum pads or sheets, commutation-tickets, visiting and other cards, &c. Two or more separate articles may be accommodated simultaneously in the holder with the advantage

that one side of each article in contact with a spring will be exposed for observation or access through the coinciding openings in spring and plate on that particular side of the holder.

5 What I claim as my invention, and desire to secure by Letters Patent, is—

10 1. A rectangular holder of the character designated consisting of two superposed plates of like outline formed with coinciding finger-recesses in two edges and secured together at the corners and on one side by rivets and spacing washers or fillets, and two flat springs one attached to the inner side of each plate, substantially in the manner and for the purpose
15 set forth.

20 2. A rectangular holder of the character designated consisting of two superposed plates of like outline formed with coinciding finger-recesses in two edges and secured together at the corners and on one side by rivets and spacing washers or fillets, and two flat springs, one attached to the inner side of each plate, said plates being countersunk on their inner sides to form grooves for the reception of said flat
25 springs for the purpose set forth.

3. A rectangular holder of the character

designated consisting of two superposed plates of like outline formed with coinciding finger-recesses in two sides and secured together at the corners and on one side by rivets and spacing washers or fillets, and two flat springs, one attached to the inner side of each plate, the said plates and springs being formed with coinciding central longitudinal openings for the purpose described. 35

4. A rectangular holder of the character designated, consisting of two superposed plates of like outline formed with coinciding finger-recesses in two edges and secured together at the corners and on one side by rivets and spacing washers or fillets, and two flat springs, one attached to the inner side of each plate, said plates being countersunk on their inner sides to form grooves for the reception of said flat springs and the said plates and springs being formed with coinciding central longitudinal openings for the purpose described. 45

ABBOT AUGUSTUS LOW.

Witnesses:

D. W. GARDNER,
GEO. WM. MIATT.