

No. 793,933.

PATENTED JULY 4, 1905.

T. G. HUNT.
GARMENT SUPPORTER.
APPLICATION FILED MAR. 2, 1905.

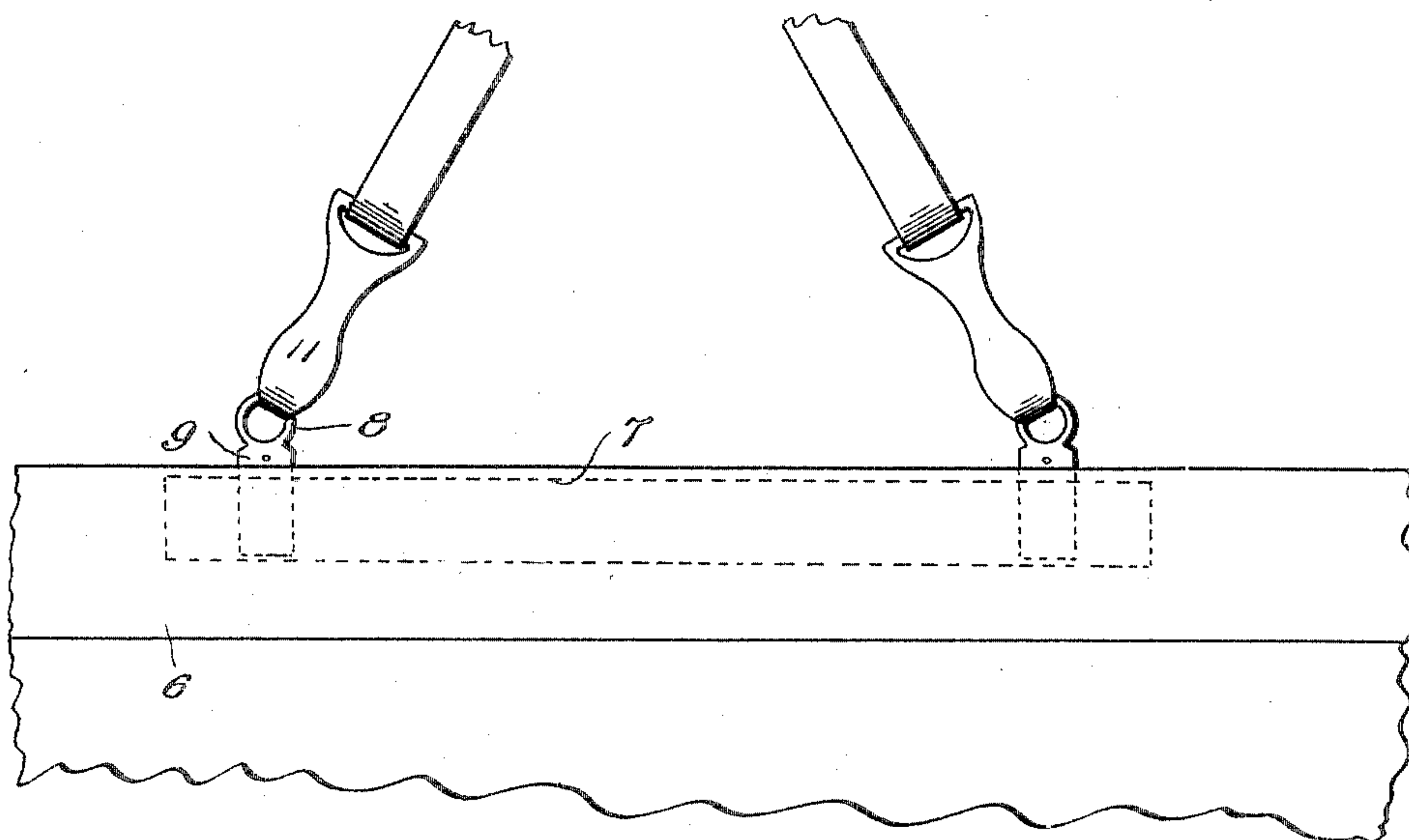


Fig. 1.




Fig. 3.

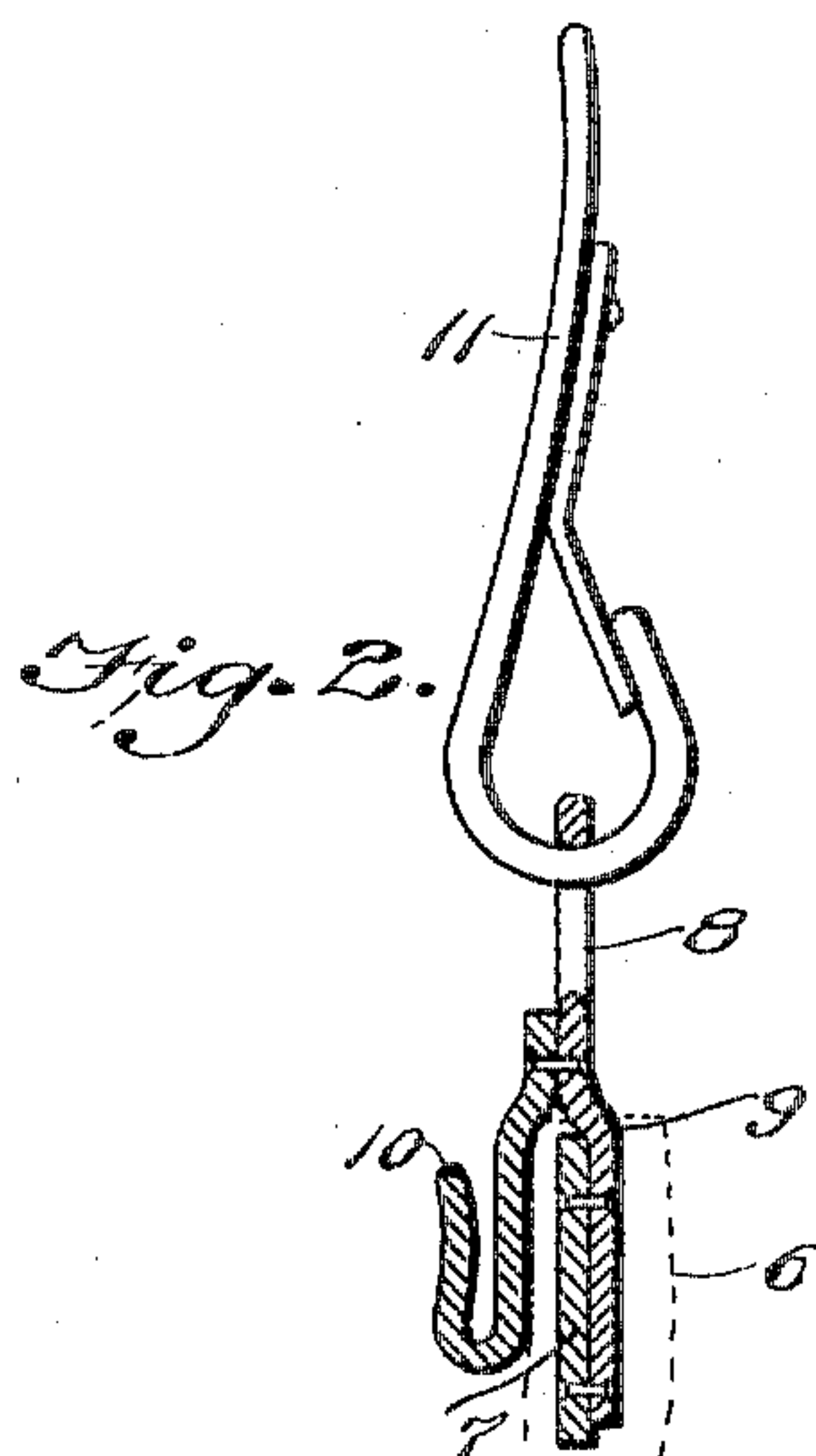


Fig. 2.




Fig. 4.

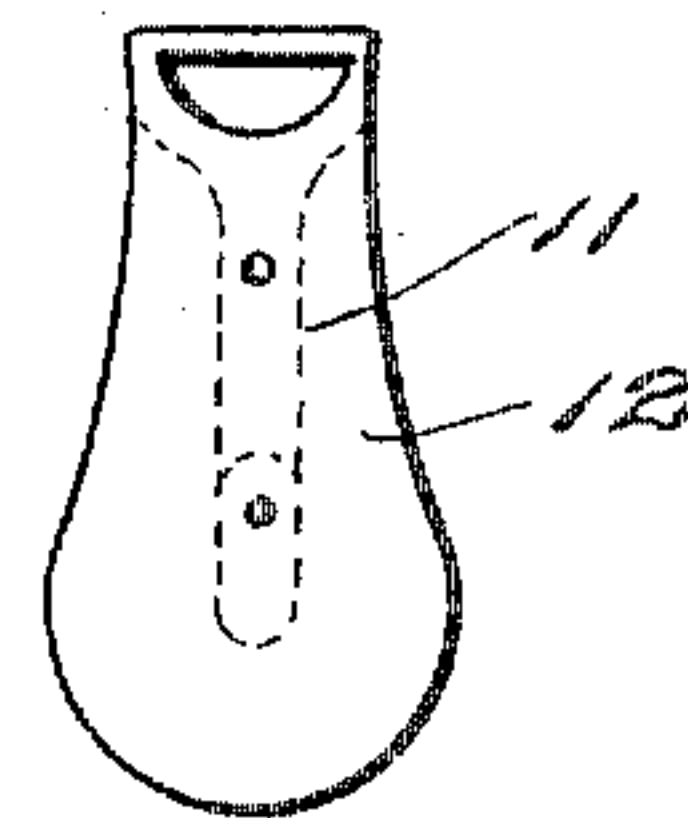


Fig. 5.

Witnesses
Maschmied
Geo. E. Teiw

Inventor
Tom G. Hunt.
by Milo B. Stevens & Co.
Attorneys.

UNITED STATES PATENT OFFICE.

TOM GEORGE HUNT, OF CORNELL, ILLINOIS.

GARMENT-SUPPORTER.

SPECIFICATION forming part of Letters Patent No. 793,933, dated July 4, 1905.

Application filed March 2, 1905. Serial No. 248,095.

To all whom it may concern:

Be it known that I, TOM GEORGE HUNT, a citizen of the United States, residing at Cornell, in the county of Livingston and State of Illinois, have invented new and useful Improvements in Garment-Supporters, of which the following is a specification.

This invention is a waistband attachment designed to be used in connection with suspenders for supporting nether garments, particularly trousers.

The object of the invention is to dispense with the use of buttons and to provide an attachment of greater strength and neater appearance than ordinary suspender-buttons.

A further object is to provide a device whereby the suspenders may be quickly cast off or attached.

The invention embodies a flexible metal strip which is sewed in the waistband of the garment and has loops attached thereto in connection with suspenders the ends of which are provided with hooks to engage such loops. Hooks are also provided on the inside to support an undergarment.

In the accompanying drawings, wherein the invention is illustrated, Figure 1 is a side view thereof with the device in place in a waistband. Fig. 2 is a sectional view. Fig. 3 is an inside view of the device removed from the waistband. Figs. 4 and 5 are edge and side views of a modified hook.

Referring specifically to the drawings, 6 indicates the waistband of the trousers or other garment, and 7 indicates a flexible metal strip which is sewed in the waistband between the facing and lining thereof and is thus concealed. Rings or loops 8 are attached to this strip by shanks 9, which extend through slits in the top of the waistband. The shanks are preferably slightly offset inwardly, as shown in Fig. 2, and also carry on the inner side of the waistband hooks 10, adapted to engage the loops or other suspending device of the undergarment. The suspender-tabs carry snap-hooks 11, which engage in the rings 8. If de-

sired, the snap-hooks may be made in the form shown in Figs. 4 and 5, carrying a shield 12 on the outer side thereof depending a sufficient distance to cover and conceal the hook 11 and the loop 8. This shield may be embossed or otherwise ornamented and provides a neater appearance than the exposed connections.

The hooks 10 may, if desired, be omitted, and instead of the two loops shown only one loop may be attached to each strip, as for use at the rear or waistband closure.

It will be seen that by the use of this invention the nuisance incident to buttons coming off will be avoided, also a much stronger support will be afforded, because the strain will come on the whole length of the strip 7 in the waistband and it will be impossible to pull the strip out.

The device may be applied to garments at the time they are manufactured or it may be afterward put in place by ripping the top seam of the waistband, inserting the strip, and sewing up the band again.

What I claim as new, and desire to secure by Letters Patent, is—

1. A garment-supporter comprising a strip sewed within the waistband of a garment between the facing and lining thereof, and having shanks projecting from each of its ends through the edge of the said band, and devices secured to the shank for attaching suspenders and for supporting an undergarment.

2. A garment-supporter comprising a strip extending lengthwise within the waistband of a garment and having shanks projecting from the ends thereof through the waistband, and loops for suspenders and hooks for an undergarment, carried by said shanks.

In testimony whereof I have signed my name to this specification in the presence of two subscribing witnesses.

TOM GEORGE HUNT.

Witnesses:

FRED BLAKE,
B. R. JOHNSON.