

No. 793,856.

PATENTED JULY 4, 1905.

B. STUDY.
COMBINATION TOILET BOX.
APPLICATION FILED MAR. 20, 1905.

Fig. 1.

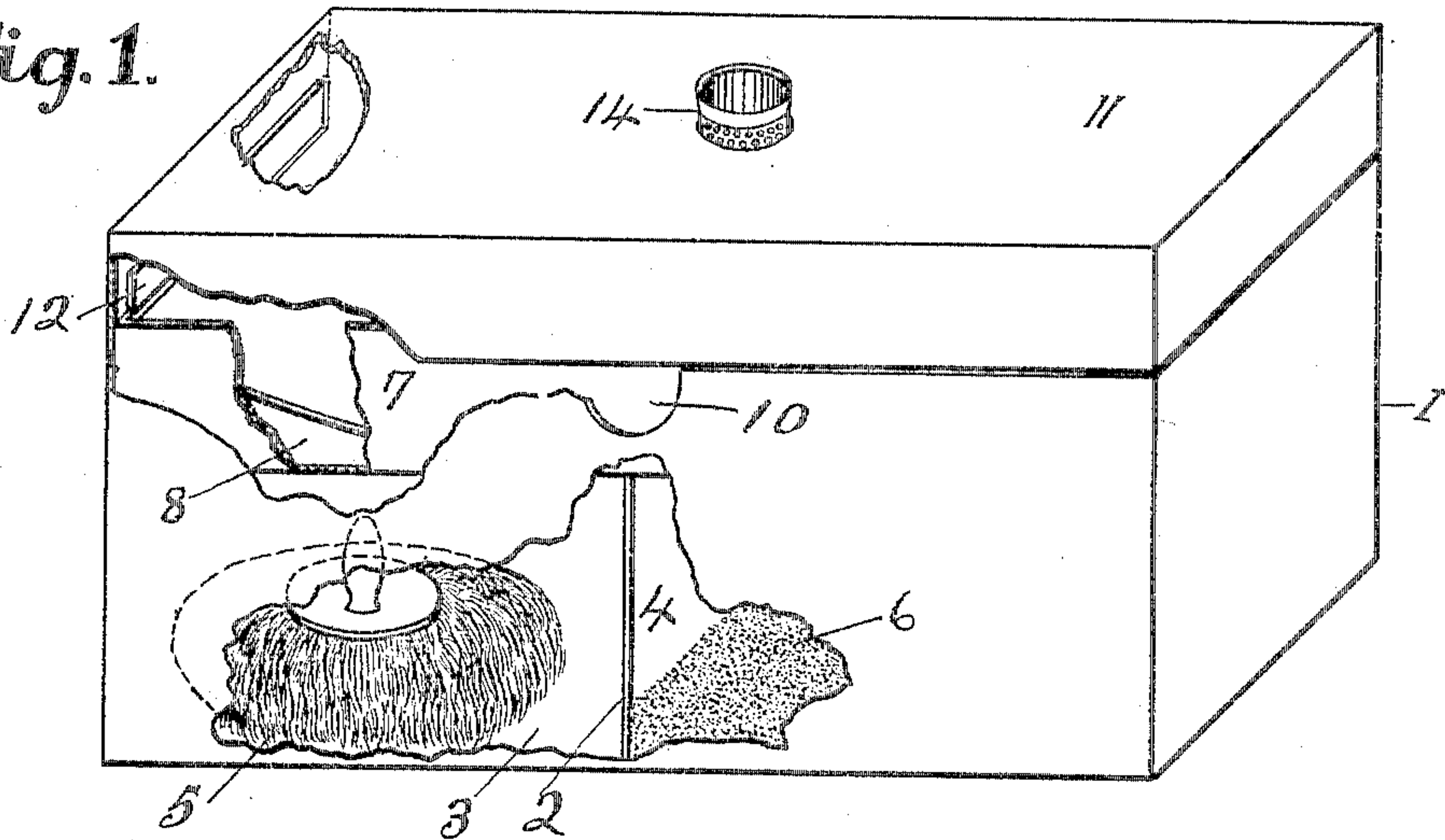


Fig. 2.

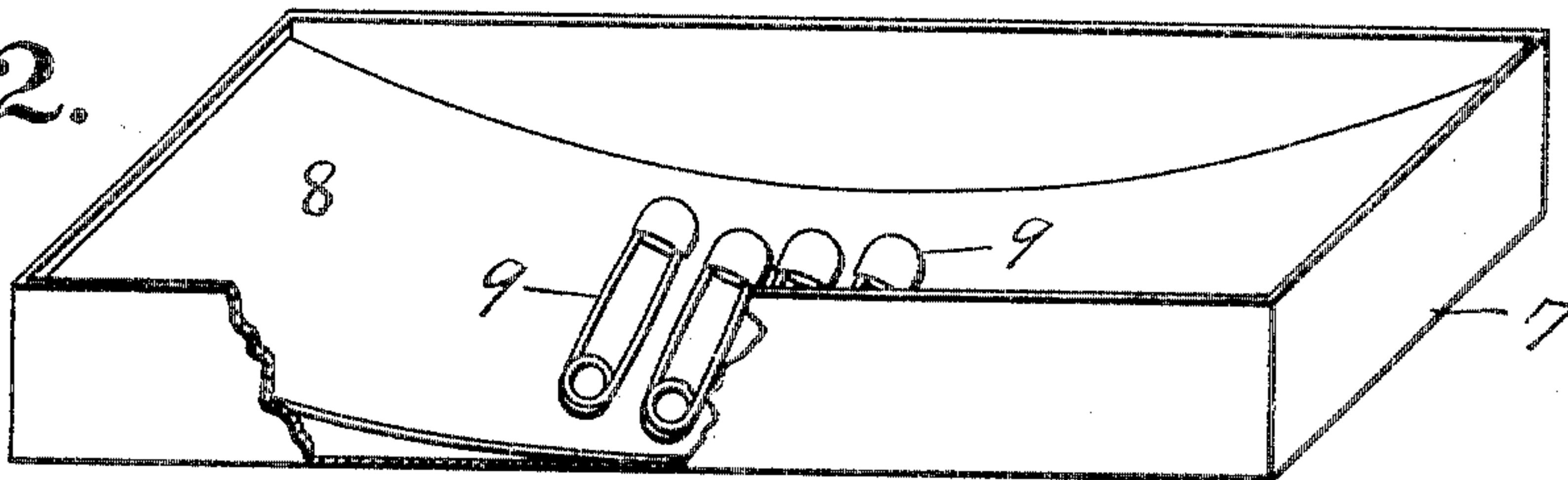



Fig. 3.



WITNESSES:

Augusta Viberg.
Adelia L. Lumbard.

Bell Study INVENTOR.

BY Chapin & Denny
Her ATTORNEYS.

UNITED STATES PATENT OFFICE.

BELLE STUDY, OF FORT WAYNE, INDIANA.

COMBINATION TOILET-BOX.

SPECIFICATION forming part of Letters Patent No. 793,856, dated July 4, 1905.

Application filed March 20, 1905. Serial No. 251,166.

To all whom it may concern:

Be it known that I, BELLE STUDY, a citizen of the United States, residing at Fort Wayne, in the county of Allen, in the State of Indiana, have invented certain new and useful Improvements in Combination Toilet-Boxes for Infants; and I do hereby declare that the following is a full, clear, and exact description of the invention, which will enable others skilled in the art to which it appertains to make and use the same, reference being had to the accompanying drawings, which form part of this specification.

My invention relates to improvements in combination toilet-boxes for infants.

The prime object of my present invention is to provide a cheap, simple, and convenient toilet-box for infants having a series of independent and removable compartments for such toilet accessories as are needed by the nurse in the care of infants so constructed and arranged as to keep these articles in a compact form and arrangement and readily accessible to the nurse.

My invention consists of a three-part toilet-box having chambers in its base, a tray removably mounted in the said base, and a removable lid having its inner face provided with means for securing certain toilet articles.

The principal novel feature of my invention resides in the coöperative combination of the detachable and chambered parts or elements of the toilet-box.

Similar reference-numerals indicate like parts throughout the several views, in which—

Figure 1 is a side elevation of my invention, partly broken away to show the relative arrangement of the coöperative parts when in position for use. Fig. 2 is a perspective view of the removable tray broken away in part to show the arrangement of the concave bottom. Fig. 3 is a perspective view of the lid in an inverted position, showing the means for securing toilet articles therein.

The body 1 of my improved toilet-box of proper dimensions and made of any suitable material, preferably of pasteboard, has a transverse upright partition 2, which divides the same into two approximately equal compartments 3 and 4, the former being adapted

to contain the "puff-ball" or powder-brush 5 of the usual form and the latter for suitable toilet or talcum powder 6. The partition 2 is only about two-thirds as high as the depth of the box 1. The upper edges of the two opposite sides of the box 1 at or near the middle of its length are provided with the duplicate semicircular recesses 10 for the purpose hereinafter described. Upon this transverse partition 2 and within the upper portion of the sides of the box 1 is loosely mounted the pin-tray 7, preferably rectangular in contour and provided with a longitudinally-concave bottom 8, whose edges are rigidly fixed to the sides of the tray in any suitable manner.

By having the bottom 8 concave, as shown, the safety-pins 9 can more readily and conveniently be seized by the operator in use.

When the pin-tray 7 is in position in the box 1, its upper edge projects a proper distance, approximately about one-third of the width of its sides, above the upper edge of the box 1, as shown in Fig. 1, whereby it can more readily be removed therefrom and replaced therein when desired.

A removable lid 11 is surmounted upon the upper edge of the box 1 and incloses the upper edge of the pin-tray 7. This lid 11 has upon the inner face of its opposite ends a fixed strip 12 of any proper length, so arranged that its lower edge rests upon the respective upper edges of the ends of the tray 7 when this tray and the lid 11 are in their normal position, as shown in Fig. 1, whereby these fixed strips 12 are adapted to securely support the lid in position upon the pin-tray when they are together removed from the box 1. This lid 11 has a central opening 13 of proper size to snugly receive and firmly secure an inverted thimble 14 therein, Fig. 1. To the inner face of the lid 11 are arranged the longitudinal strips 15 and 16, of suitable soft and flexible material, preferably cloth or paper, the former being fixed in position and the latter being loosely secured and adapted to have its upper edge 17 readily folded outwardly when it is desired to insert or withdraw one of the bodkins 18, which are secured in position by passing them through the strip 15, as shown in Fig. 3. At or near the oppo-

site ends of the bodkin-strip 16 are arranged the flexible loops 19, adapted to receive and secure suitable linen tapes, (not shown,) such as are commonly used in the hems of infant's garments in a well-understood manner. While the lid 11 can be hinged either at one side or end, if desired, it is not necessary so to do. It is thus obvious that if the nurse or mother desires to use the talcum-powder and puff-ball 5 instead of removing the top and tray singly from the box 1 she seizes the tray 7 with the thumb and finger of one hand in the opposite recess 10, spanning the lid, and removes the tray and surmounted lid, together, the lateral strips 12 and the overhanging sides of the top 11 preventing any displacement of the same, after which they can in like manner be replaced. When it is desired to use either the safety-pins 9 or the bodkins and tapes, the removal of the lid 11 affords access to both of these compartments, and the thimble 14 can be conveniently removed or replaced without the removal of the lid.

By providing a concave-bottomed tray the operator can readily seize any of the pins 9 at pleasure, which is not the case in a flat-bottomed tray, as they are invariably inclined to lodge in corners and at the sides.

It is thus apparent that by the use of my invention a variety of necessary infant toilet articles can be conveniently secured in separate compartments in a very compact receptacle which is readily separable into three sections without the least derangement of the contents of the various compartments and that the two uppermost sections can be removed simultaneously and retained together when access to the compartments of the lowermost section is desired.

Having thus described my invention and the manner of employing the same, what I desire to secure by Letters Patent is—

1. A combination box for infants consisting of a box-body having a plurality of compartments separated by a transverse partition of a less height than that of the box sides, and provided at the upper edges of two of its opposite sides with a recess; a tray

loosely mounted in said body and supported by the said partition and having a concave bottom, and having its sides projecting above the top of the box-body; and a lid loosely mounted upon the box-body and inclosing the upper edge of the tray, whereby it is secured against lateral derangement, and provided with means for securing it in its relation with the tray when they are removed from the supporting box-body, and having a thimble opening or recess in the top thereof, all substantially as described.

2. A toilet-box for infants consisting of the following separable parts or sections; a chambered body having a transverse partition of a less height than that of the said body, and having opposite lateral recesses at its upper edge; a concave-bottomed tray loosely mounted on the said partition and within the said body but extending loosely above the same; and a removable lid mounted on the said body and provided with means for supporting the same in its relation to the said tray when these two parts are unitedly removed from the said body and having a compartment above the said tray adapted to contain toilet accessories, as described.

3. The combination in an infant's toilet-box of a body-section divided into compartments by one or more upright partitions of less height than its sides and having opposite recesses at its upper edge for the purpose described; a tray removably mounted upon the said partitions whose sides extend above the sides of the said body portions; and a lid having upon its inner face means for receiving toilet accessories, and provided with means for securing it in its relation to the tray when these two sections are removed from the supporting body portion.

Signed by me at Fort Wayne, Allen county, State of Indiana, this 14th day of March, A. D. 1905.

BELLE STUDY.

Witnesses:

WATTS P. DENNY,
AUGUSTA VIBERG.