

No. 793,826.

PATENTED JULY 4, 1905.

N. E. DAMICO.  
TELEPHONE ATTACHMENT.  
APPLICATION FILED JAN. 31, 1905.

Fig. 1.

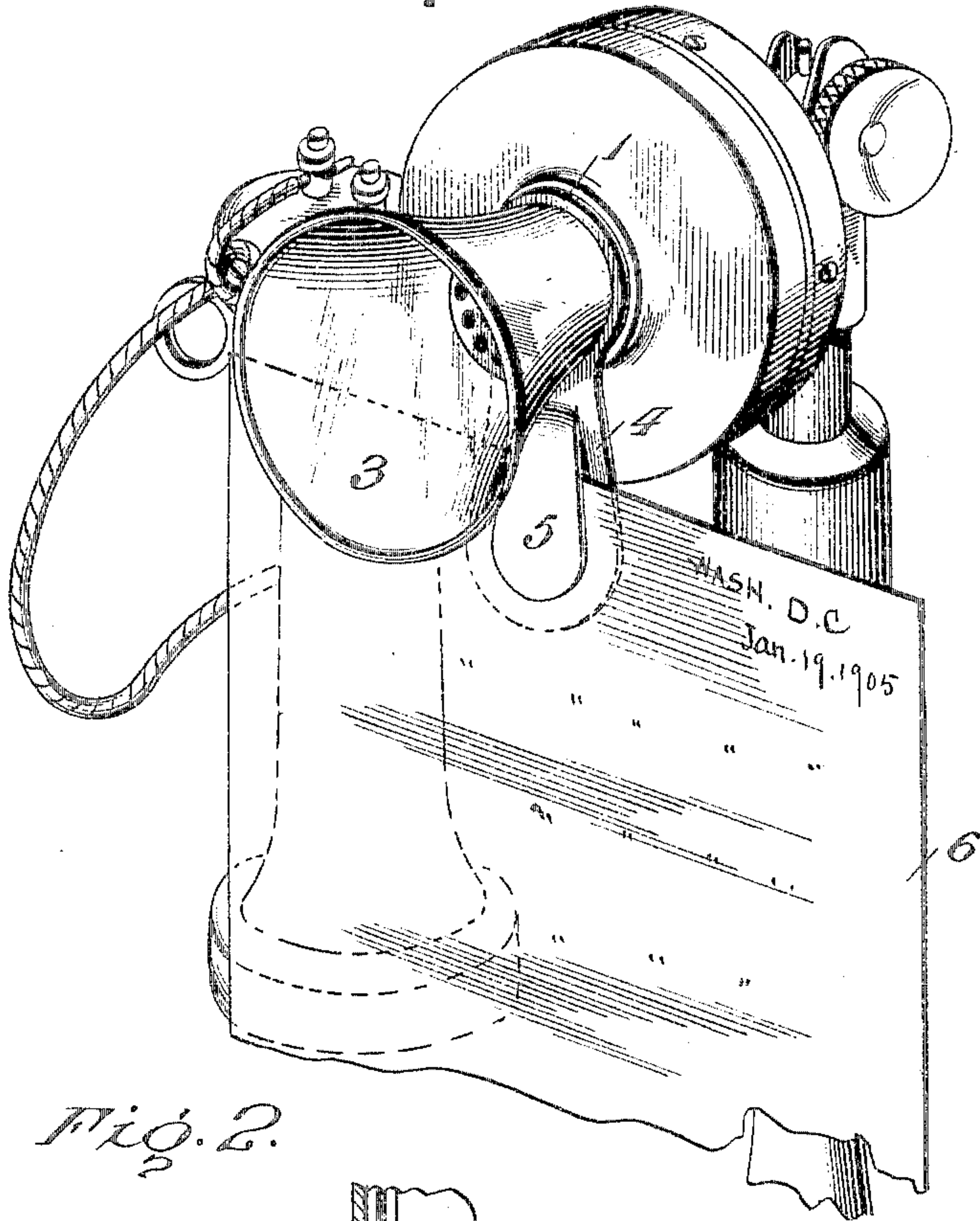


Fig. 3.

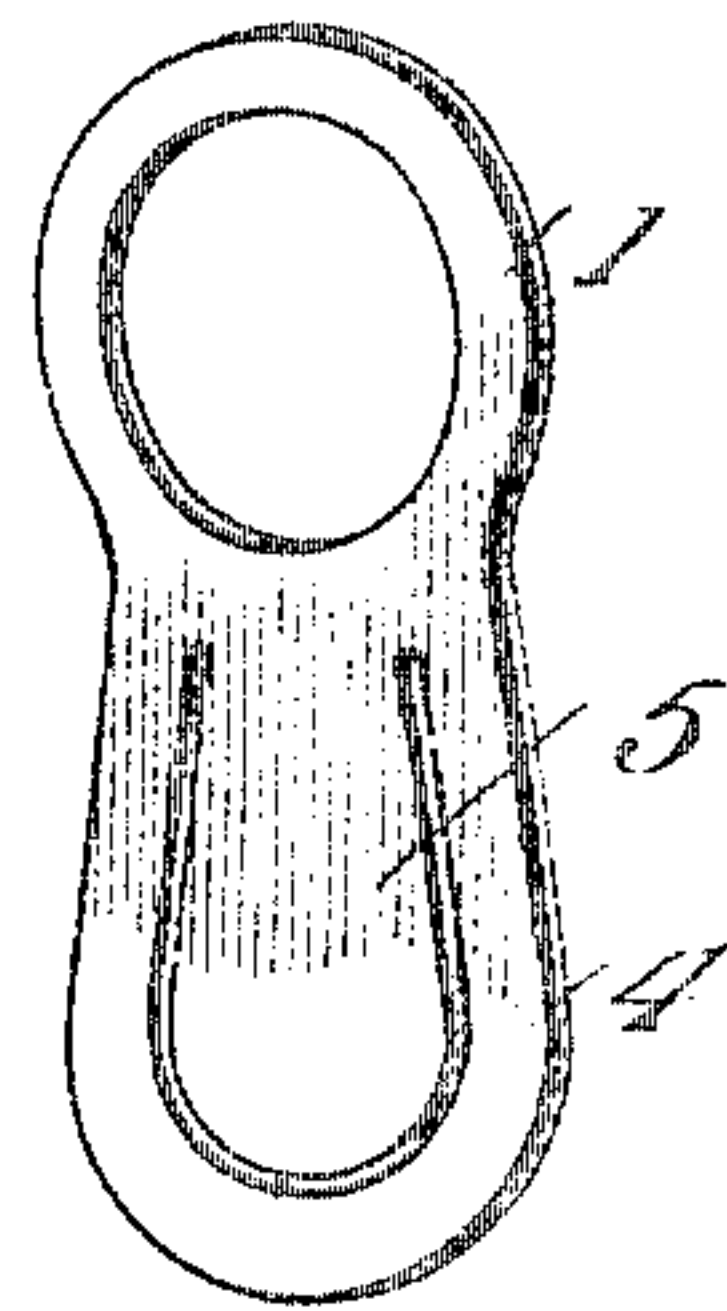


Fig. 4.

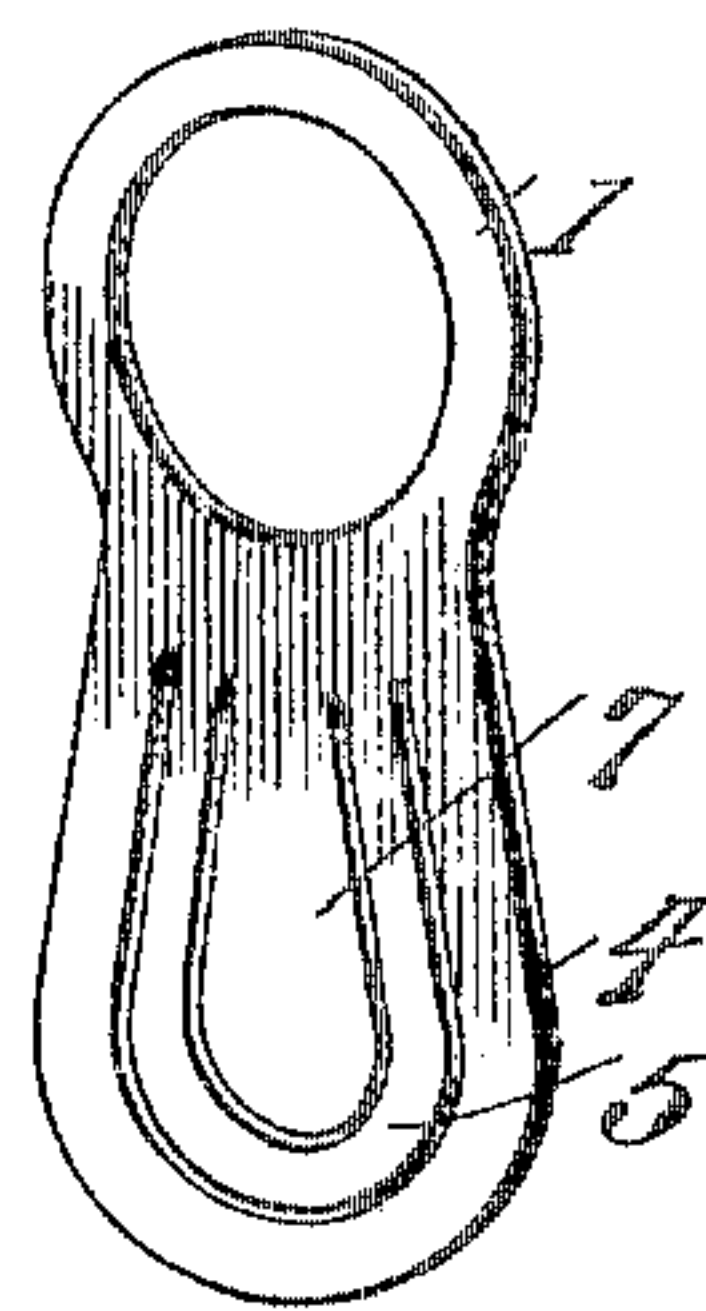
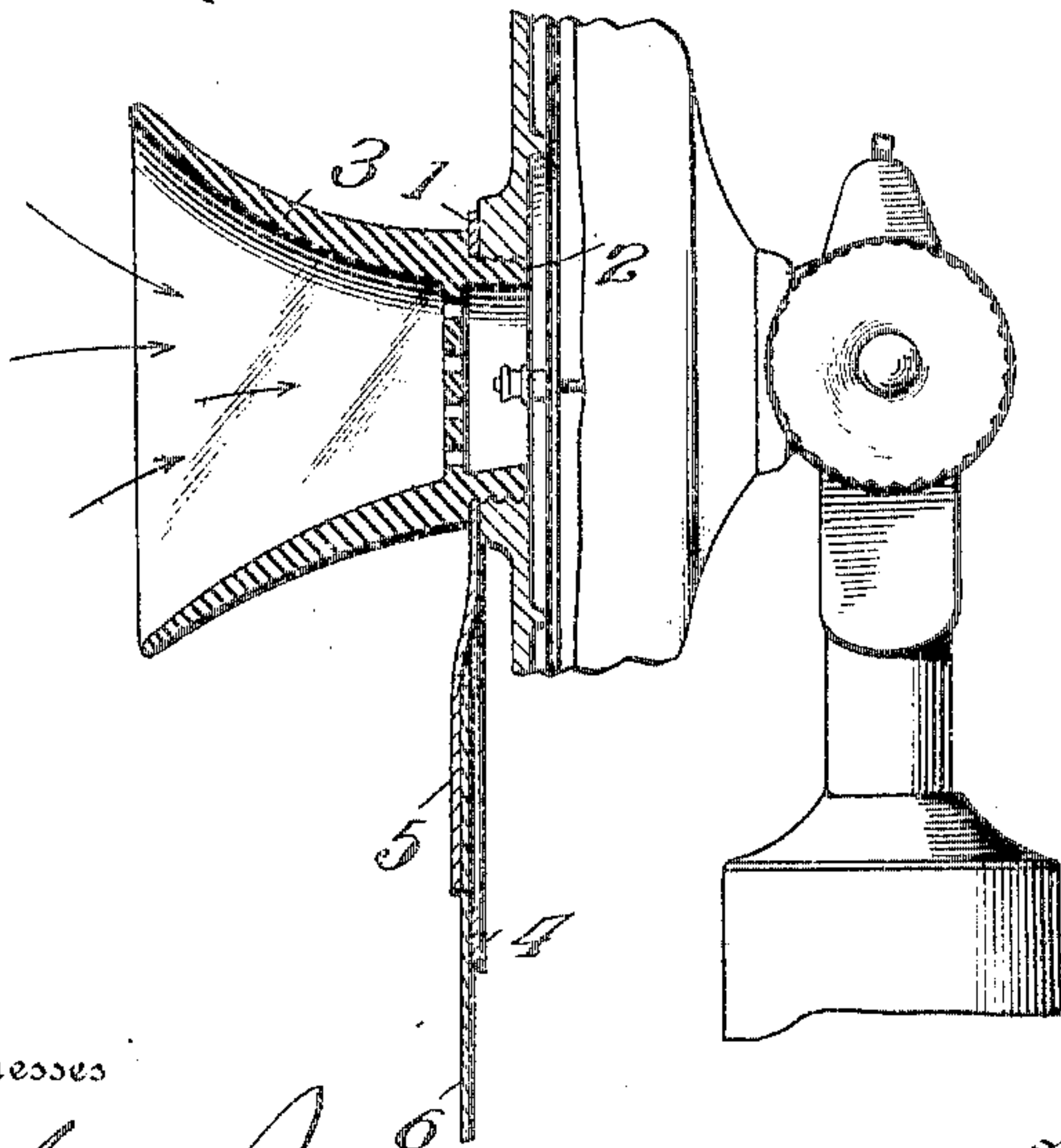


Fig. 2.



Witnesses

*Wm. H. Hudson*  
W. H. Hudson

Inventor

*N. E. Damico*

By

*Phos. Racy*, Attorneys



# UNITED STATES PATENT OFFICE.

NEBO E. DAMICO, OF REDLANDS, CALIFORNIA.

## TELEPHONE ATTACHMENT.

SPECIFICATION forming part of Letters Patent No. 793,826, dated July 4, 1905.

Application filed January 31, 1905. Serial No. 243,531.

*To all whom it may concern:*

Be it known that I, NEBO E. DAMICO, a citizen of the United States, residing at Redlands, in the county of San Bernardino and State of California, have invented certain new and useful Improvements in Telephone Attachments, of which the following is a specification.

The need of a device by means of which a ticket, slip, or like article bearing memoranda or other matter may be attached to the transmitter of a telephone has been experienced by users of such instruments to have at hand a ready reference or notice of important matters. This invention supplies a device to meet this need, said device being simple and of such construction as not to interfere in the least with the free and convenient use of the instrument or to detract from the appearance thereof when attached thereto.

For a full description of the invention and the merits thereof and also to acquire a knowledge of the details of construction of the means for effecting the result reference is to be had to the following description and accompanying drawings.

Figure 1 is a perspective view of a telephone-transmitter having the attachment fitted thereto. Fig. 2 is a side view of the transmitter, showing the mouthpiece and attachment in section. Fig. 3 is a detail perspective view of the attachment. Fig. 4 is a perspective view of a modification.

Corresponding and like parts are referred to in the following description and indicated in all the views of the drawings by the same reference characters.

The attachment consists of securing means whereby connection may be had with the mouthpiece of the transmitter and gripping members for holding a card, ticket, slip, or the like bearing reference or other matter. The securing means consists of an eye 1 of a size to receive the threaded end 2 of the mouthpiece 3 and adapted to be confined between the frame of the transmitter and the shoulder formed at the base of the threaded end 2, as shown most clearly in Fig. 2. The gripping members 4 and 5 are preferably integral parts of the attachment and are in the

same plane with each other and with the eye

1. The gripping member 4 appears as a loop and encircles the gripping member 5, which conforms to the shape of the outer gripping member 4, so as to firmly grip the ticket, slip, or the like inserted between the gripping members, as indicated in Figs. 1 and 2. In the preferable construction the attachment is formed of sheet material of sufficient strength to retain the ticket, slip, or the like 6, placed between the members 4 and 5. The lower portion of the loop 4 and member 5 is widened, with the result that casual downward displacement of the slip 6 is prevented. Either gripping member may come in front of the slip, ticket, or the like 6, as will be readily comprehended.

In the construction shown in Fig. 4 the attachment comprises a plurality of gripping members, the same being indicated at 4, 5, and 7, all lying in the same plane and having a like configuration, their gripping edges coming close together, so as to securely hold the ticket or slip passed between any two of the gripping members. The intermediate gripping member 5 is adapted to cooperate with either or both of the gripping members 4 and 7, this construction admitting of the special tickets, slips, or the like being kept separate from the remainder so as to receive immediate attention or to be given prominence for any reason.

The attachment may be finished in any manner, so as to present a neat and ornamental appearance, and is fitted to the transmitter of a telephone by removing the mouthpiece 3 and passing its threaded end 2 through the eye 1 and then placing the mouthpiece in position so as to confine the eye 1 between the frame of the instrument and the shoulder at the base of the threaded end 2 in the manner set forth. The device being of neat appearance and comparatively small does not detract from the looks of the instrument or interfere in any manner with its free and convenient use, while at the same time it provides for receiving a message and prominently displaying the same to insure its coming under the notice of the person when returning or next using the instrument and also having con-



veniently at hand a memoranda of any character for ready reference.

Having thus described the invention, what is claimed as new is—

5 1. A telephone attachment comprising an eye and companion gripping members of integral formation, said eye and gripping members being arranged about in the same plane, said eye adapted to be fitted to the mouth-  
10 piece of the transmitter and the gripping members adapted to receive a ticket, slip or the like containing memoranda for ready reference.

15 2. A telephone attachment comprising an eye to be fitted to the mouthpiece of the transmitter, and integral companion gripping members located in the same plane with one another and with said eye, the outer gripping member being in the form of a loop,  
20 and the inner gripping member conforming thereto.

25 3. A telephone attachment comprising an eye to be fitted to the inner end of the mouthpiece of the transmitter, and integral companion gripping members said eye and gripping members being located in the same

plane and widened at their outer ends to prevent casual displacement of the slip or the like placed between them and containing the reference matter.

30 4. A telephone attachment consisting of a piece of stiff sheet material to be fitted to the mouthpiece of the transmitter comprising an eye, and a plurality of gripping members to provide an independent series of holders, the  
35 said eye and gripping members being in the same plane.

40 5. A new article of manufacture consisting of a piece of stiff sheet material comprising an eye to be fitted to the mouthpiece of a telephone-transmitter, and gripping members of integral and like formation, the said eye and gripping members being in the same plane and the gripping members having their  
45 edges coming close together.

In testimony whereof I affix my signature in presence of two witnesses.

NEBO E. DAMICO. [L. s.]

Witnesses:

C. F. SIMMS,

JOHN P. HIGHT, Jr.