

No. 793,803.

PATENTED JULY 4, 1905.

H. E. PARSONS.
DISPLAY DEVICE.
APPLICATION FILED AUG. 8, 1904.

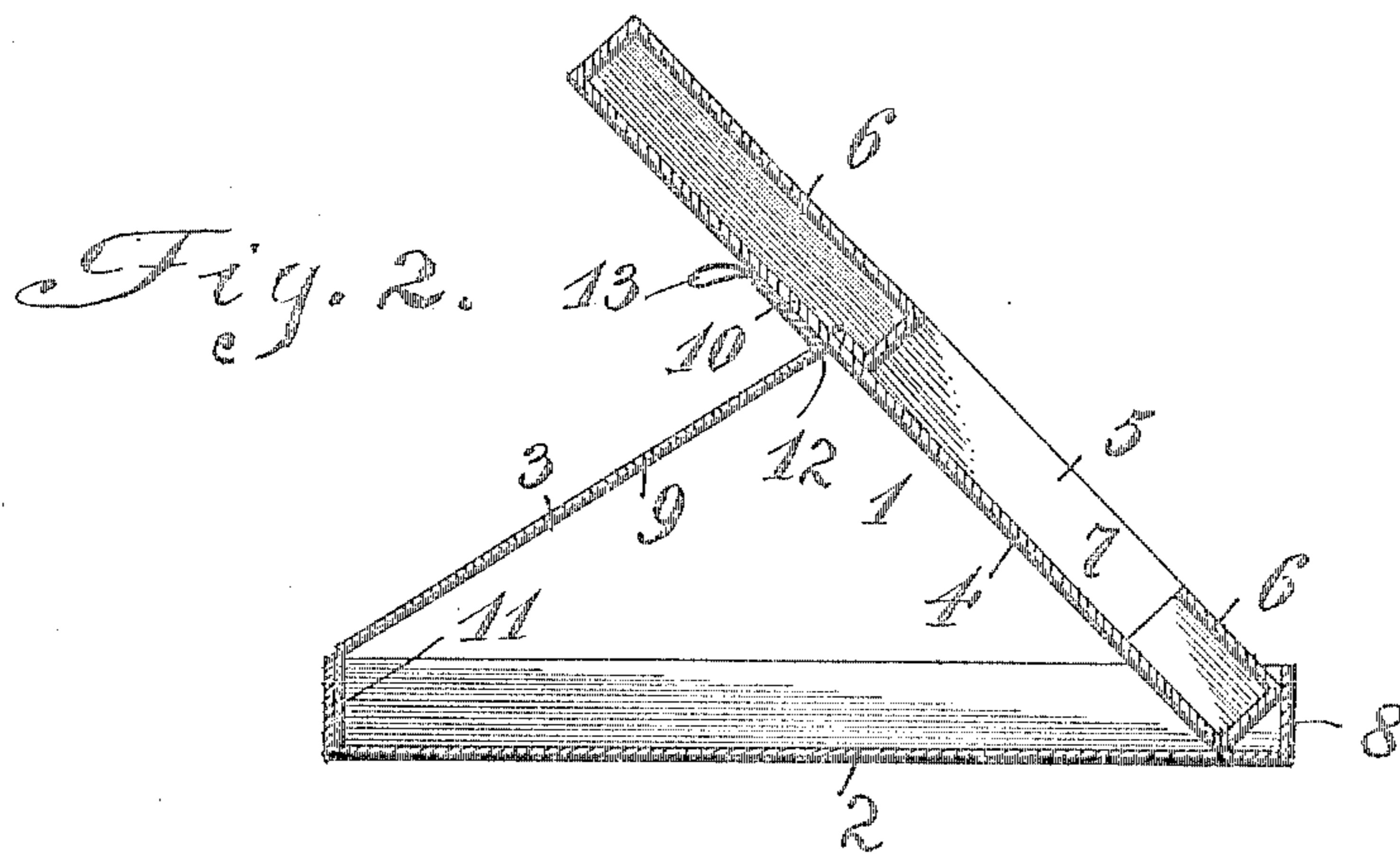
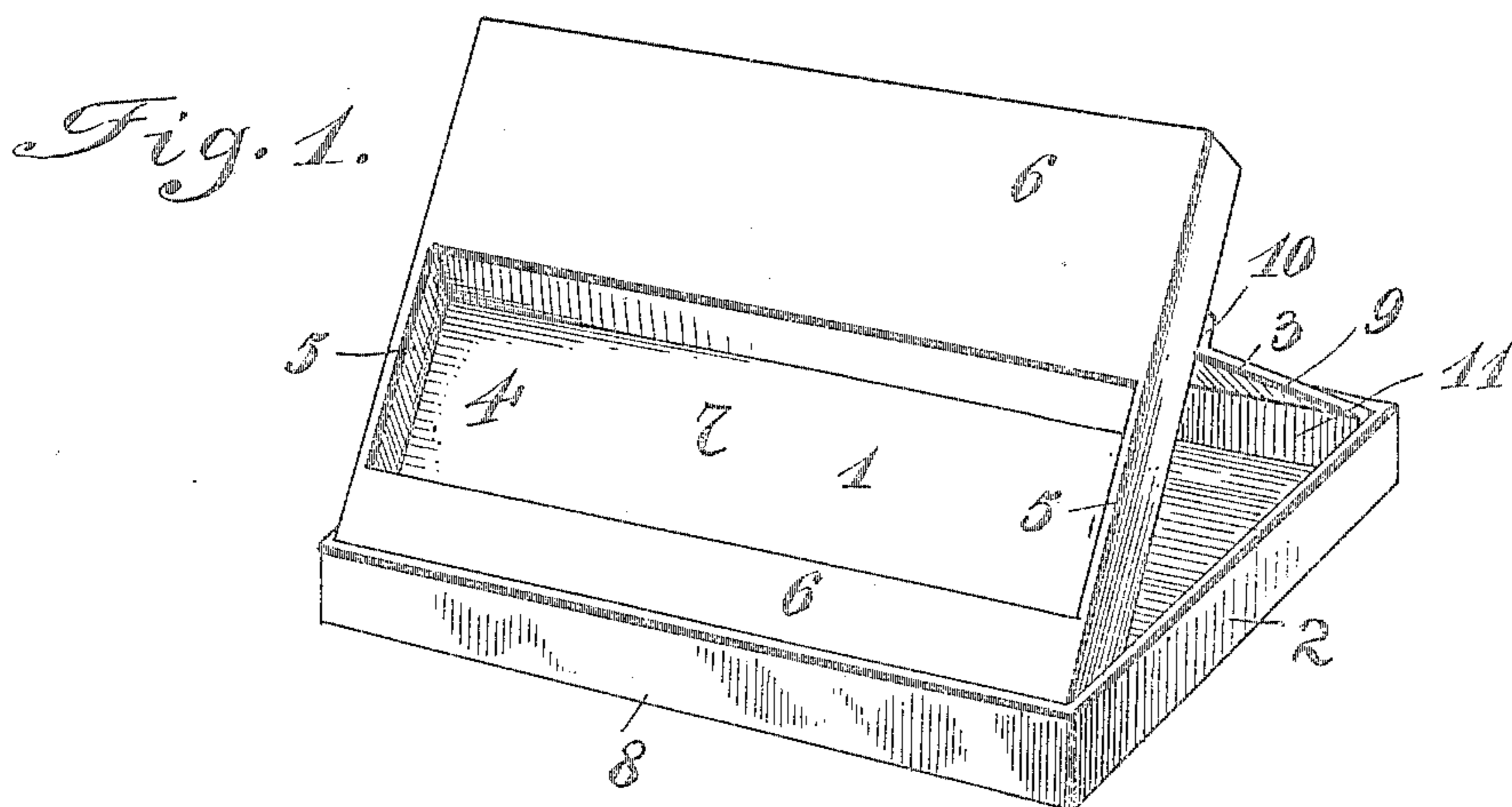
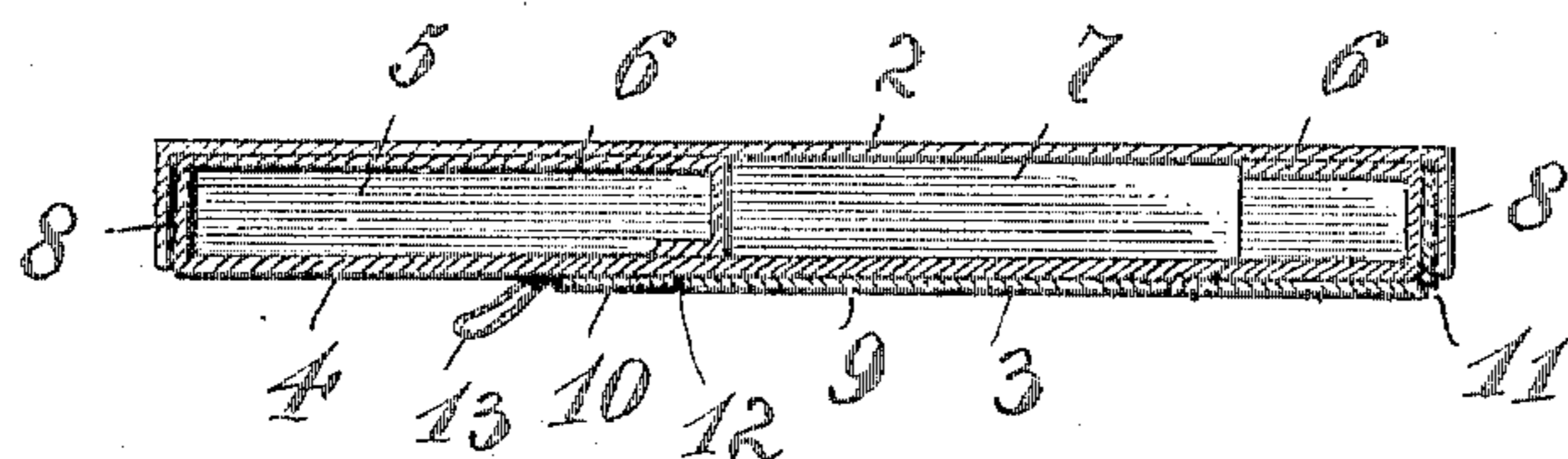


Fig. 3.



Witnesses
C. Munk
L. H. Griesbauer.

Inventor
Henry E. Parsons
by *H. E. Parsons*
Attorney

UNITED STATES PATENT OFFICE.

HENRY ELLSWORTH PARSONS, OF NORTH ADAMS, MASSACHUSETTS.

DISPLAY DEVICE.

SPECIFICATION forming part of Letters Patent No. 793,803, dated July 4, 1905.

Application filed August 8, 1904. Serial No. 219,995.

To all whom it may concern:

Be it known that I, HENRY ELLSWORTH PARSONS, a citizen of the United States, residing at North Adams, in the county of Berkshire and State of Massachusetts, have invented certain new and useful Improvements in Display Devices; and I do declare the following to be a full, clear, and exact description of the invention, such as will enable others skilled in the art to which it appertains to make and use the same.

My invention relates to improvements in display boxes, trays, cards, and the like and in supports therefor.

The object of my invention is to provide a simple, comparatively-inexpensive, durable, and efficient device of this character which may be opened and supported in an inclined position upon a table, show-case, or the like to display the goods or merchandise contained in it and which may be quickly and easily folded to its closed position without disturbing its contents.

With the above and other objects in view the invention consists of certain novel features of construction, combination, and arrangement of parts, as will be hereinafter more fully described, and particularly pointed out in the appended claim.

In the accompanying drawings, Figure 1 is a perspective view of my improved display device in its opened position. Fig. 2 is a vertical transverse sectional view through the same in the position shown in Fig. 1; and Fig. 3 is a similar view, the device being in its closed position.

Referring to the drawings by numeral, 1 denotes a container or holder, here shown in the form of a box, 2 a cover for the same, and 3 a support pivotally or hingedly connecting the two together.

The container or holder 1 may be in the form of a box, tray, card, or any other suitable device for holding or supporting goods or articles of merchandise of any description. As shown, the device 1 is in the form of a rectangular box and comprises a bottom 4, surrounding wall 5, and projecting top portions 6, which are adapted to contain suitable advertising matter and which form an opening 7 in the upper side of the box to receive

the articles of merchandise. It will be understood that any other suitable means may be provided for supporting or securing the goods or merchandise to be displayed in the box.

The cover 2 is rectangular in form and is provided with a surrounding side or flange 8, which is adapted to telescope over the surrounding side or wall 5 of the box 1 when placed upon the latter, as seen in Fig. 3 of the drawings.

The support 3, as shown, comprises a rectangular body 9, formed at one of its sides or ends with a flap 10, and at its opposite side or end with a similar flap 11, which extends parallel to the flap 10. These flaps are hingedly connected, as shown at 12, to the body portion 9, the flap 10 being secured to the box 1 and the flap 11 to the cover 2. As illustrated, the support 3 is constructed of cardboard, the flaps 10 and 11 being integral and the hinges 12 being formed by creasing the cardboard, as shown; but it will be understood that said support may be constructed of metal or any other suitable material. A tab 13 is secured between the flap 10 and the bottom 4 to facilitate the opening of the box.

The use, operation, and advantages of my invention will be readily understood from the foregoing description, taken in connection with the accompanying drawings. When the device is in its opened position, as shown in Figs. 1 and 2 of the drawings, one side or edge of the box 1 is engaged with one of the side flanges of the cover 2 when the latter is in an inverted position. The upper portion of the body is supported by the support 3 at any desired angle, according to the length of said support and the point at which it is attached to the box 1. By this construction it will be seen that the box will be held firmly and securely, the cover 2 forming a large base to prevent the body from being overturned. When it is desired to close the device, the box 1 is elevated to a horizontal position and the cover 2 then swung over upon the same, as shown in Fig. 3 of the drawings, the support 3 swinging up and engaging the under side of the body 1 and holding the cover in its closed position.

While I have shown and described the pre-

ferred embodiment of my invention, it will be understood that I do not wish to be limited to the precise construction herein set forth, since various changes in the form, proportion, 5 and the minor details of construction may be resorted to without departing from the principle or sacrificing any of the advantages of this invention.

Having thus described my invention, what 10 I claim as new, and desire to secure by Letters Patent, is—

The herein-described display-box comprising a rectangular box-body having projecting top portions flush with the surrounding wall

of said body and an opening between said projecting top portions, a rectangular cover for said box, a support hinged at one end to the box and at its opposite end to the cover, and a tab secured to the bottom of the box for opening the same, essentially as described. 15 20

In testimony whereof I have hereunto set my hand in presence of two subscribing witnesses.

HENRY ELLSWORTH PARSONS.

Witnesses:

WILLIAM GREGORY ETHELLE,
FRED E. WHITE.