

No. 791,692.

PATENTED JUNE 6, 1905.

H. E. HESSELTINE.

TAG HOLDER.

APPLICATION FILED OCT. 26, 1904.

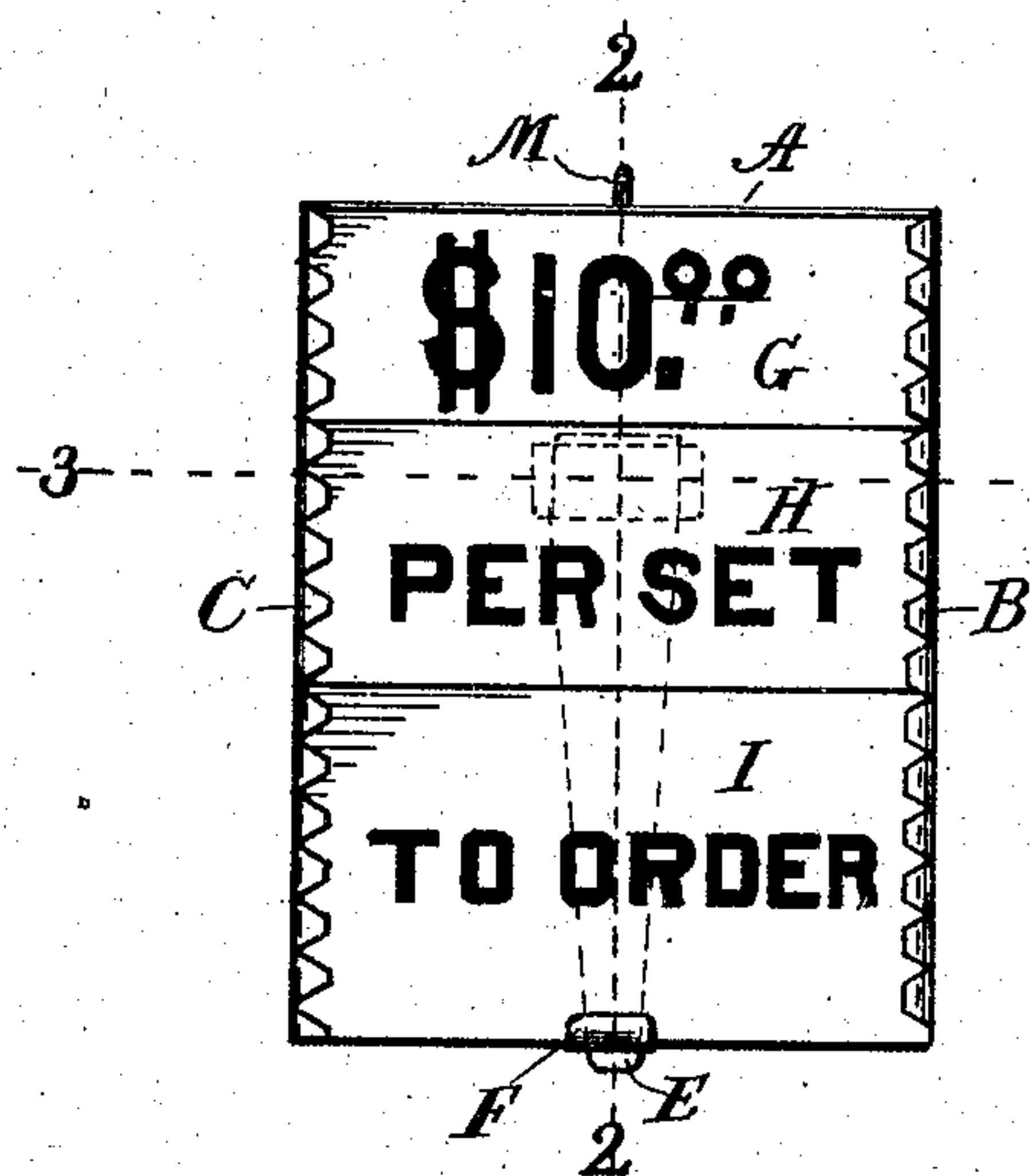


Fig. 1.

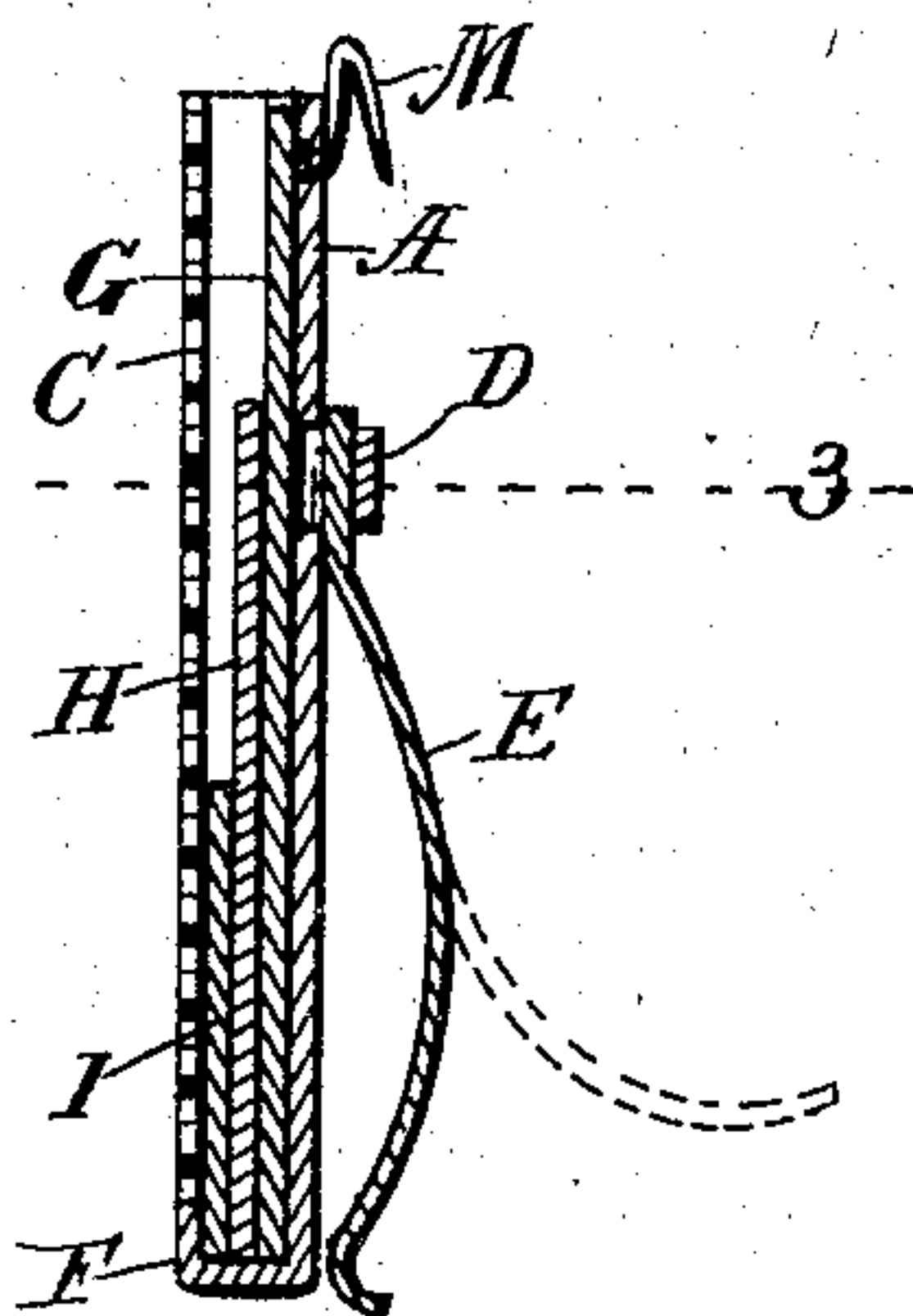


Fig. 2.

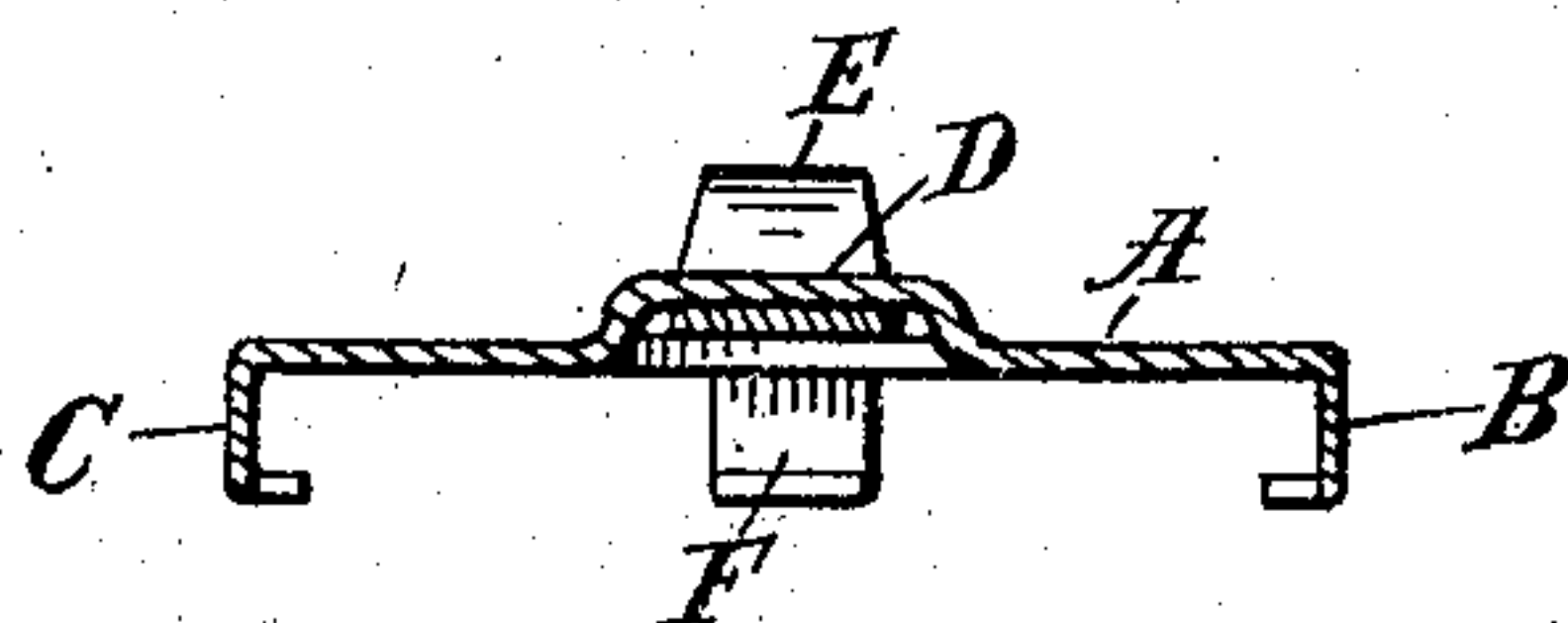


Fig. 3.

Witnesses

Edward R. Monroe.

Georgiana Chace.

Inventor

Herbert E. Hesseltine

By Luther V. Morilton,
Attorney

UNITED STATES PATENT OFFICE.

HERBERT E. HESSELTINE, OF CHICAGO, ILLINOIS, ASSIGNOR TO WINFIELD NAIRN MACQUEEN, OF MARSHALL, MICHIGAN.

TAG-HOLDER.

SPECIFICATION forming part of Letters Patent No. 791,692, dated June 6, 1905.

Application filed October 26 1904. Serial No. 230,138.

To all whom it may concern:

Be it known that I, HERBERT E. HESSELTINE, a citizen of the United States, residing at Chicago, in the county of Cook and State of Illinois, have invented certain new and useful Improvements in Tag-Holders; and I do hereby declare the following to be a full, clear, and exact description of the invention, such as will enable others skilled in the art to which it appertains to make and use the same.

My invention relates to improvements in tag-holders; and its object is to provide a convenient means for holding price tags or cards having thereon any marks or other matter to be displaced on various goods; and it consists of the combination and arrangement of various elements and features, as hereinafter more fully described, and particularly pointed out in the claim, reference being had to the accompanying drawings, in which—

Figure 1 is a front elevation of the holder proper with various display-cards therein; Fig. 2, a vertical section of the same on the line 2 2 of Fig. 1 and with a flexible strip attached; Fig. 3, a transverse section on the line 3 3 of Figs. 1 and 2.

Like letters refer to like parts in all of the figures.

The holder proper consists of a substantially rectangular plate A, of suitable material, preferably of sheet metal, such as tin, and having its edges folded, as at B C, to form vertical grooves to receive suitable cards G, H, and I, which may be of different vertical widths, with the upper parts exposed, as shown, or a single larger card, as convenient.

A bottom stop F is provided, which consists of a forwardly-projecting portion of the plate. To support this plate or to attach it to articles, I provide various means, as follows: I form a clip D in the plate by severing two sides of a rectangular portion of the plate and pressing the severed part backward to engage the back side of the spring-clip hereinafter described, the other side of which is engaged by

the back of the plate A. To secure the device to the edge of an article, I provide a spring-clip formed of a flexible strip of material, as at E, having an abrupt bend near the upper end to form a shoulder to engage the under edge of the clip and having a broad upper end above the bend adapted to be inserted between the clip and the back of the plate. The lower end of the strip E is bent toward the back of the plate and yieldingly engages the same, and thus the edge of an article may be thrust between the clip and plate, and the plate thus supported thereon. By bending the strip E away from the plate at the bottom, as indicated by dotted lines in Fig. 2, it may be used to support the plate in an inclined position upon any plane surface. I also provide a hook, as at M, whereby the plate may be suspended from or upon an article by inserting the hook therein. I am thus able to use the device to support and display a suitable tag or tags upon a great variety of articles and in a great variety of situations.

Having thus fully described my invention, what I claim, and desire to secure by Letters Patent, is—

In a tag-holder a plate adapted to support a tag and having a portion severed at opposite sides and pressed out of the plane of the rest of the plate to form a clip, and a strip of flexible material bent near one end to form a shoulder to engage the under edge of the clip and having its other end curved toward the back of the plate and yieldingly engaging the same and also adapted to be bent away from the plate to form a brace or support for the same.

In testimony whereof I affix my signature in presence of two witnesses.

HERBERT E. HESSELTINE.

Witnesses:

W. N. MACQUEEN,
AGNES E. YELL.