

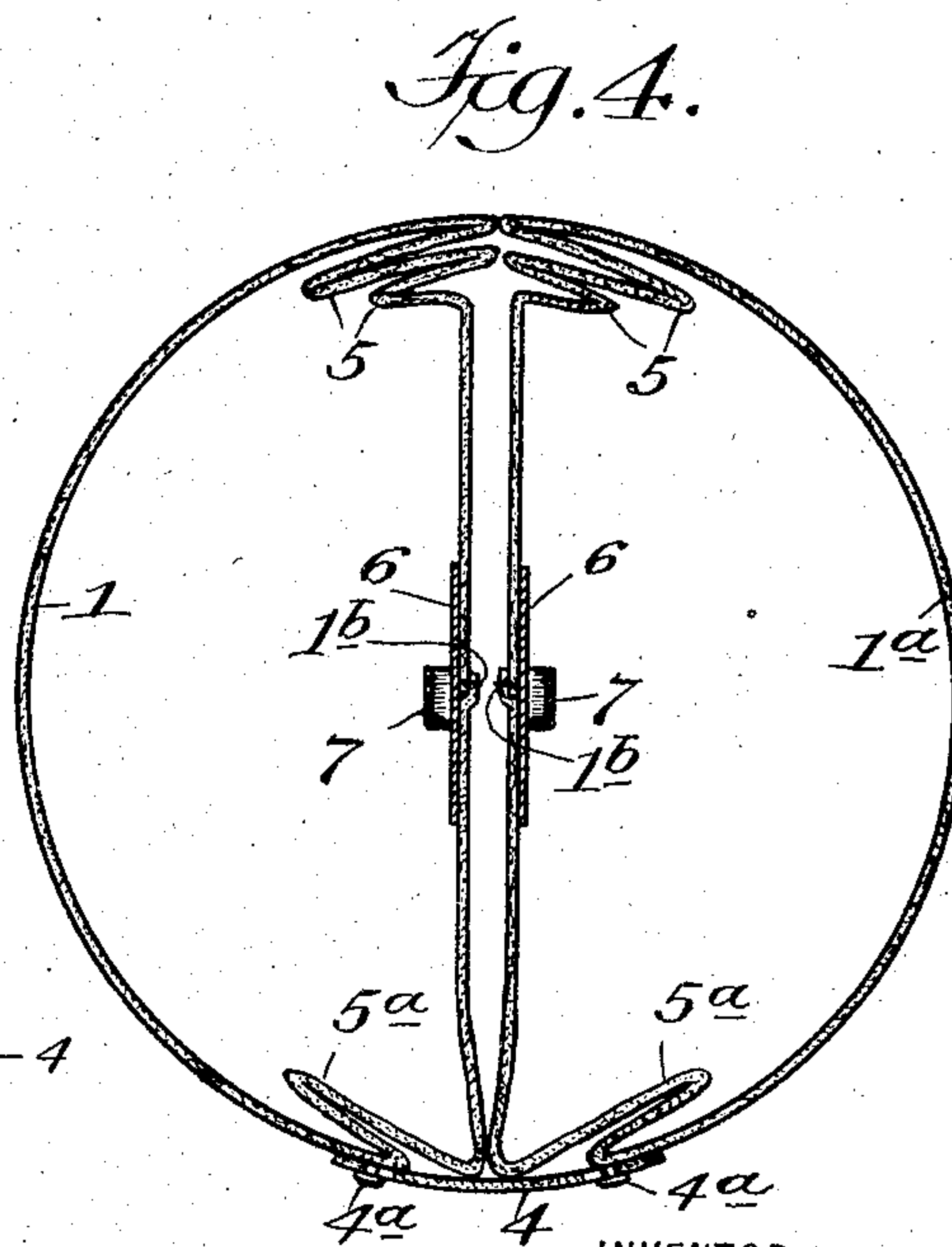
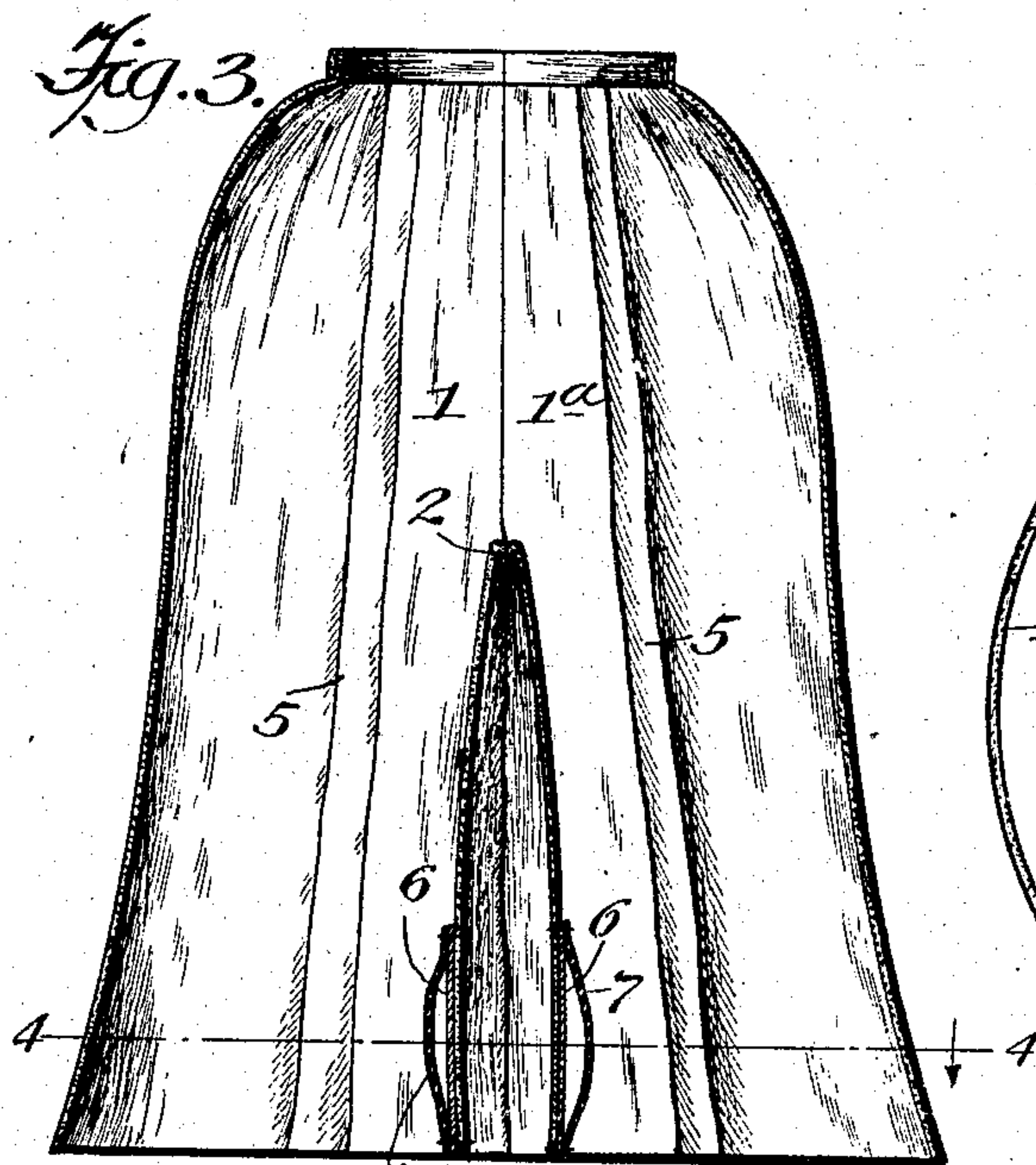
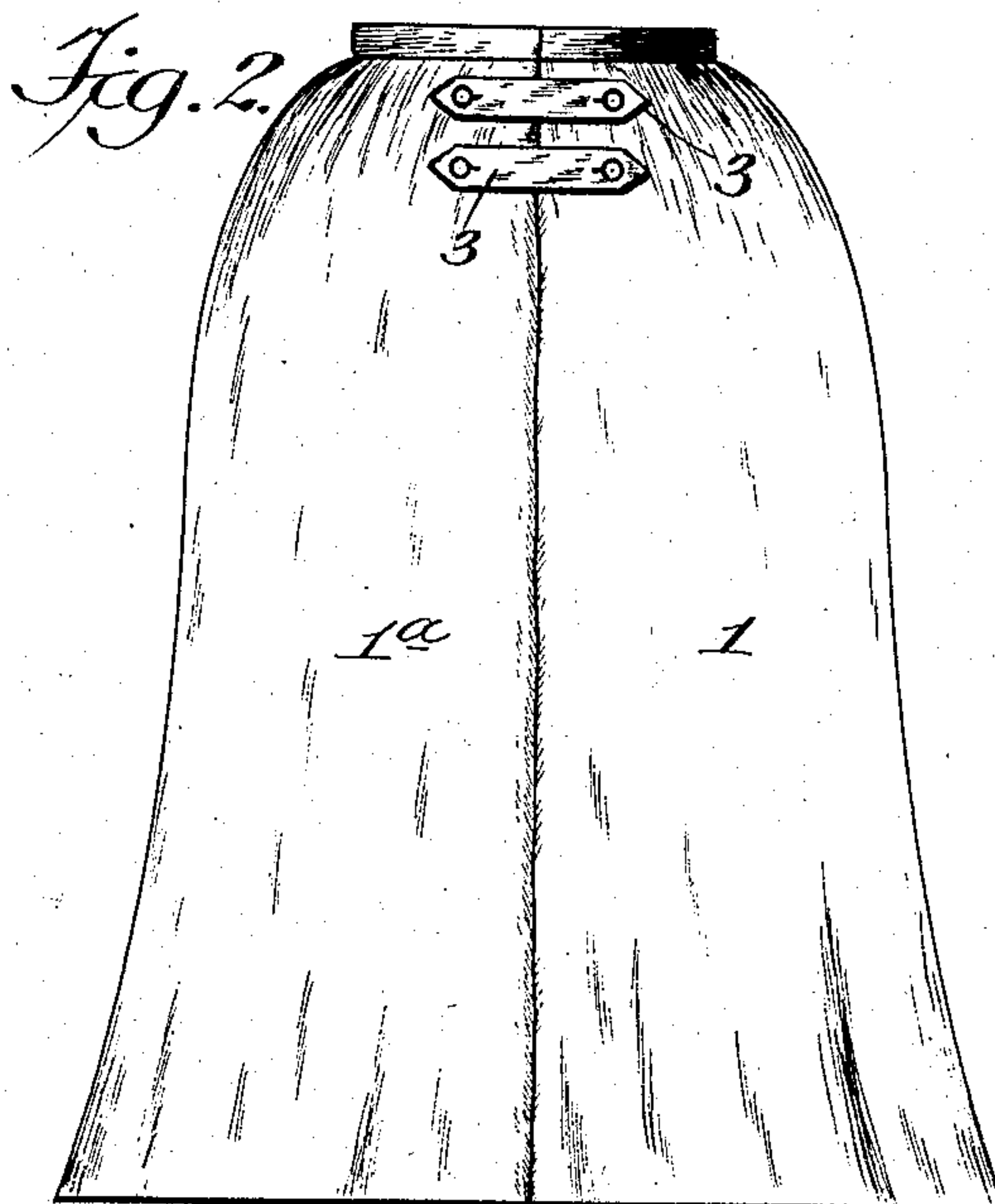
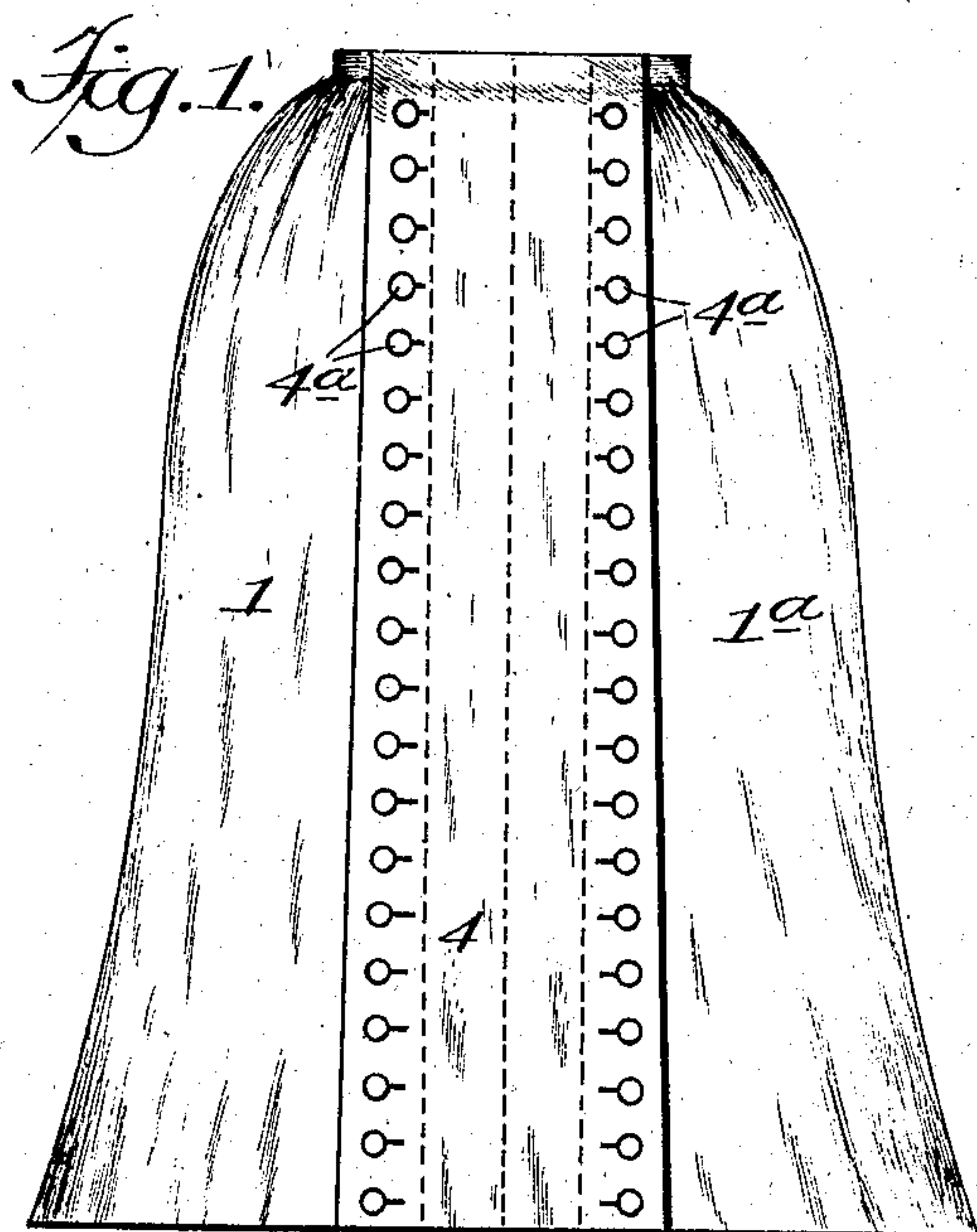
No. 791,620.

PATENTED JUNE 6, 1905.

J. M. GOLDBERG.
COMBINED RIDING AND WALKING SKIRT.

APPLICATION FILED NOV. 14, 1903.

2 SHEETS—SHEET 1.



WITNESSES:

A. Appelman
Henry Storck

INVENTOR

Joseph M. Goldberg
BY
Wm. Block
his ATTORNEY.

No. 791,620.

PATENTED JUNE 6, 1905.

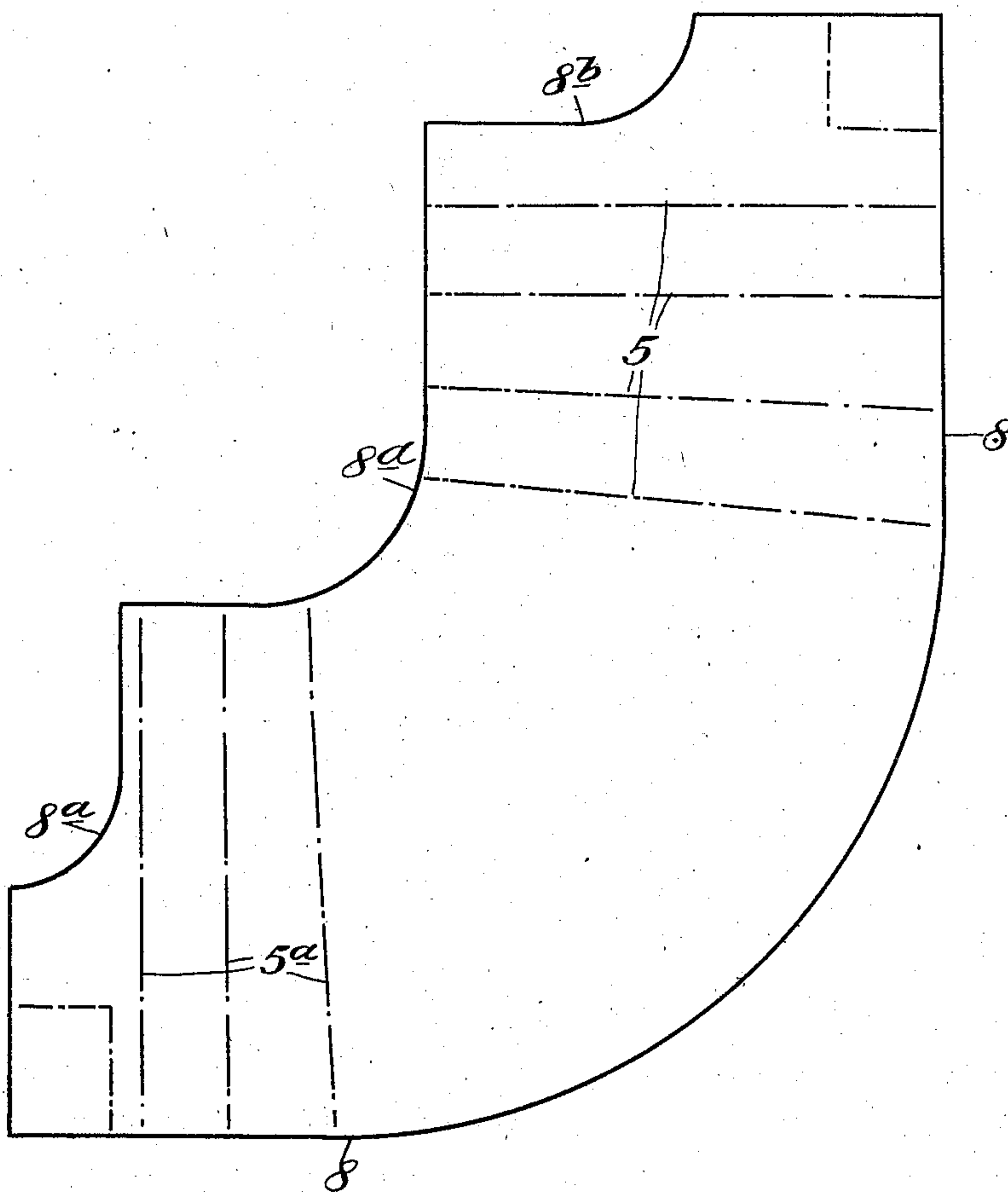
J. M. GOLDBERG.

COMBINED RIDING AND WALKING SKIRT.

APPLICATION FILED NOV. 14, 1903.

2 SHEETS—SHEET 2.

Fig. 5.



WITNESSES:

A. Appelman
Henry Storch

INVENTOR

Joseph M. Goldberg

BY

Maxwell Beach
his ATTORNEY.

UNITED STATES PATENT OFFICE.

JOSEPH M. GOLDBERG, OF NEW YORK, N. Y.

COMBINED RIDING AND WALKING SKIRT.

SPECIFICATION forming part of Letters Patent No. 791,620, dated June 6, 1905.

Application filed November 14, 1903. Serial No. 181,230.

To all whom it may concern:

Be it known that I, JOSEPH M. GOLDBERG, a citizen of the United States, residing in the city of New York, borough of Manhattan, in the county and State of New York, have invented certain new and useful Improvements in a Combined Riding and Walking Skirt, of which the following is a specification.

My invention relates to skirts adapted both for riding and walking, and has for its object to provide a skirt of this character which will be neat in appearance and which will readily adapt itself either for riding or walking purposes.

To these and other ends, which will hereinafter appear, my invention consists in the novel details of improvement and arrangement of parts presently to be described, and summarized in the appended claim.

Reference is to be had to the accompanying drawings, forming part of this specification, wherein—

Figure 1 is a front view of a skirt embodying my invention. Fig. 2 is a rear view thereof. Fig. 3 is a central vertical section thereof. Fig. 4 is a horizontal section taken on the line 4 4 in Fig. 3, and Fig. 5 is a face view of the blank or pattern constituting one of the skirt-sections.

Similar numerals of reference indicate corresponding parts in the several views.

Referring to the accompanying drawings, 1 1^a indicate two independent sections or members of the skirt, each composed of a single piece of fabric whose edges 1^c 1^d are lapped or otherwise joined by stitching 1^b, Figs. 4 and 5, and the two sections 1 1^a are united at the crotch, as at 2, by stitching or the like, Fig. 3. The said two skirt-sections are united or joined at the rear, near the top thereof, by flaps or strips 3 3, removably secured thereto by buttons and buttonholes or analogous fastening means, as shown in Fig. 2, and at the front the skirt-sections are united by what I term a "body" strip or portion 4 of suitable design and outline overlapping and removably securing the two skirt-sections together by vertical rows of buttonholes or the like, 4^a, engaging buttons or the like registering therewith on the skirt-

sections. Each of the said sections is provided with suitable plaits or folds 5, vertically disposed at the rear thereof at or near the line of junction with its adjoining section, and at the front thereof at or near the point or line of junction the same are also provided with vertically-disposed plaits or folds 5^a, Fig. 4, thus allowing lateral extension and contraction of the skirt to permit the skirt to be gathered around the legs of the wearer when employed as a riding-skirt and to hang in symmetrical folds when used as a walking-skirt. Upon the inner side of each section, at or near the bottom thereof, at the right and left of each section, respectively, I provide a reinforcing strip or portion 6, of leather or other strong material, to protect the fabric proper of the skirt-sections against abrasion by the shoes of the wearer, and I also provide at or near the bottom of the skirt-sections, attached to the reinforcing-strips, vertically-disposed loops or the like 7 for insertion of the feet to hold the skirt-sections in proper position when utilized as a riding-skirt.

In Fig. 5 I have shown an outline of the fabric or pattern constituting one of the sections of the skirt, 8 indicating the bottom line or edge of the skirt-section, 8^a the curved edge or waist-line, and 8^b the crotch-line or edge, 5^a indicating the front plait-lines or creases, and 5 the rear plait-lines or creases. To shape one of the skirt-sections from the pattern shown in Fig. 5, it is only necessary to crease the plaits along the lines 5 and 5^a at the rear and front, respectively, which is accomplished by first bending the pattern inwardly along the innermost plait-lines 5 and 5^a and then bending the pattern outwardly and inwardly at each successive plait-line until the last plait-line is creased. The free ends of the section are then brought together and fastened along their vertical edges, as at 1^b in Fig. 4. It will be noted that the number of plaits may be varied to suit the wearer.

Having now described my invention, what I claim, and desire to secure by Letters Patent, is—

A skirt of the character described, comprising two independent integral leg-sections,

each of said sections having its ends formed of a straight and a curved edge, the straight edges being secured together to complete the leg-section and the curved edges of one leg-section being secured to the curved edges of the other leg-section to form the crotch, a plurality of plaits formed at the front and rear of the inner side of each leg-section lying normally within the outline described by
10 each leg-section, a straight vertical portion lying between the plaits of each section extending from the base of the skirt to the crotch, and oppositely - disposed loops upon the inner side of the respective straight vertical portions of each section near the base
15 thereof, as and for the purpose described.

JOSEPH M. GOLDBERG.

Witnesses:

A. R. APPLEMAN,
HENRY HORCK.