

No. 790,882.

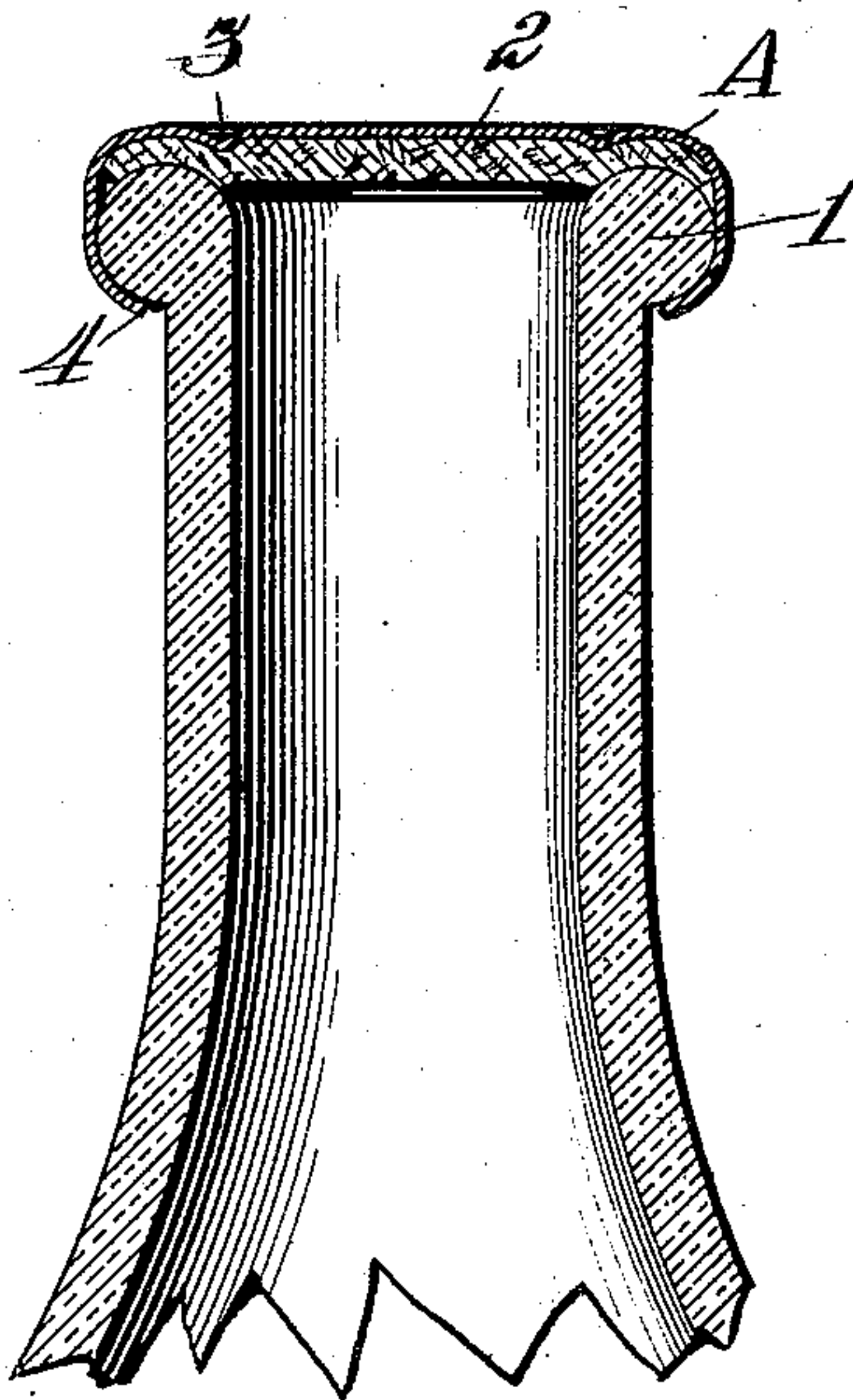
PATENTED MAY 30, 1905.

H. S. BREWINGTON.

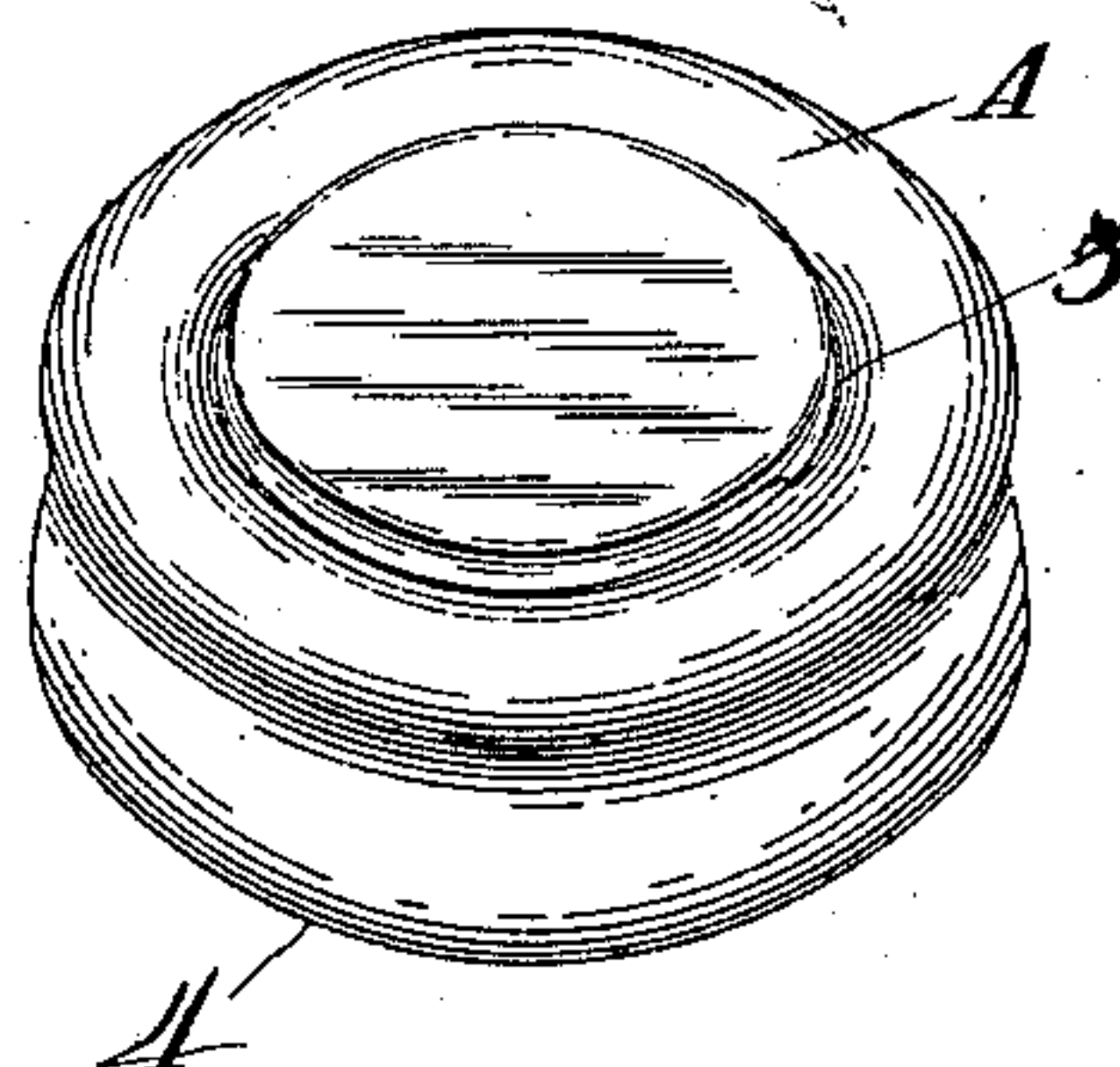
BOTTLE CLOSURE.

APPLICATION FILED DEC. 17, 1904.

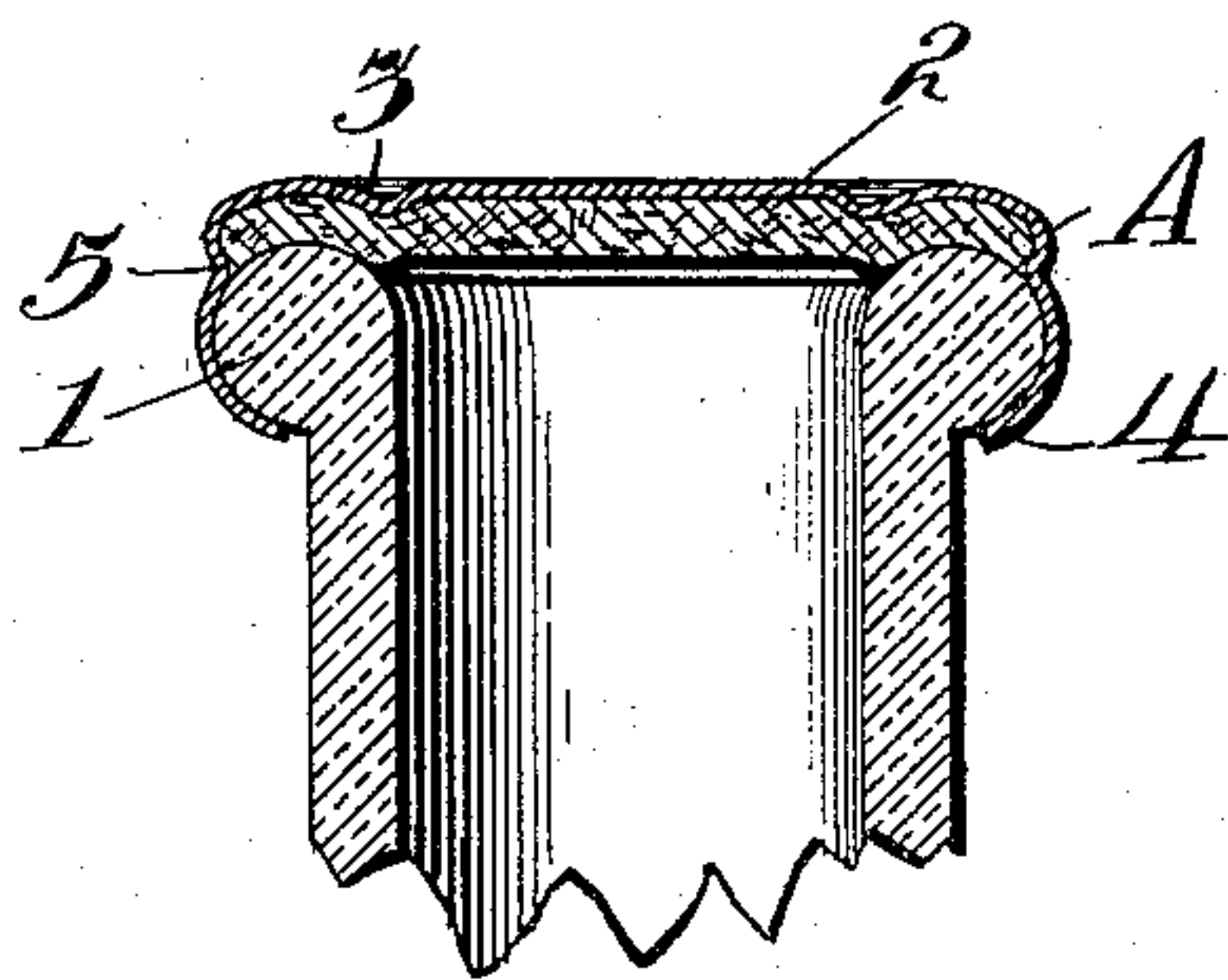
*FIG. 1.*



*FIG. 3.*



*FIG. 2.*



Witnesses  
*Milton L. Lenoir.*  
*Watts T. Estabrook*

Inventor  
*Henry S. Brewington*

# UNITED STATES PATENT OFFICE.

HENRY S. BREWINGTON, OF BALTIMORE, MARYLAND.

## BOTTLE-CLOSURE.

SPECIFICATION forming part of Letters Patent No. 790,882, dated May 30, 1905.

Application filed December 17, 1904. Serial No. 237,209.

*To all whom it may concern:*

Be it known that I, HENRY S. BREWINGTON, a citizen of the United States, residing at Baltimore city, State of Maryland, have invented

5 new and useful Improvements in Bottle-Closures, of which the following is a specification.

My invention relates to an improvement in bottle-caps; and the object is to provide a cap having increased sealing contact or area, whereby an effectual seal is formed; and it consists in a metal cap adapted to embrace the bead at the mouth of the bottle and be spun around the latter, said cap having cork or other soft sealing substance therein and a

10 circumferential groove formed in the top, whereby an internal bead results, which compresses the cork inwardly by bearing down upon it to form a pressure and give additional sealing power by forcing the cork down

20 tightly on top of the mouth of the bottle and also preventing the pressure on the inside of the bottle and the consequent raising of the cap from breaking the sealing contact, thus destroying the sealing efficiency between the

25 cork and the glass, and in this way a double sealing contact is provided on both the inner and outer surfaces of the bottle-mouth, as well as a bracing for the top by making it less resilient when under pressure, as the packing

30 by the use of the bead forms itself on both the inside and outside of the bottle-mouth.

In the accompanying drawings, Figure 1 is a sectional view of one form of my invention. Fig. 2 shows a slightly-modified form, and

35 Fig. 3 is a view of the cap.

A represents the metal cap, which is made large enough to embrace the bead 1 at the mouth of the bottle. Inside of the cap is a packing or sealing material 2, of cork or other

40 sealing substance, which bears upon the outer edge of the bottle-mouth. A circumferential bead 3 is formed in the top and has the combined function of increasing the bearing contact of the packing upon the bottle-mouth

45 and also prevents the raising of the cap from breaking the sealing contact. With a pressure on the bottom of a flat surface as thin as tin, for instance, there is liable to take place

some distortion of the same, and the idea of this bead is that when the disturbance takes

50 place that part of the flat top which is immediately over the neck of the bottle will remain in place in which it is put by the machine and the disturbance will take place entirely

55 within the circumference of the bead, thus preserving the seal which is made by the cork cap and the top of the bottle. When

60 the cap is placed in position on the bottle, the outer flange 4 is spun around the bead or enlargement at the mouth of the bottle.

In the form shown in Fig. 2 an additional circumferential groove 5 is formed in the flange, whereby to cause the latter to embrace the bead on the bottle-mouth more securely,

65 while at the same time assisting in holding and retaining the cork within the cap.

Other slight changes might be resorted to in the form and arrangement of the parts described without departing from the spirit and scope of my invention, and hence I do not

70 wish to be limited to the precise constructions herein set forth; but,

Having fully described my invention, what I claim as new, and desire to secure by Letters Patent, is—

75

The combination with a bottle-neck having a rounded bead at the upper end, of a cap of sheet metal fitted to and spun around the outer and lower edge of the bead, a packing contained within the cap and held down upon

80 the upper edges of the bead, the cap having a circumferential groove indented therein immediately over the inner edge of the bead whereby the portion of the cap above the

85 bead approximately conforms to the curvature thereof and reaches into the mouth thus compressing the packing over and upon a more extended surface, thus lessening the liability of the gas or liquid to escape.

In testimony whereof I affix my signature in

90 presence of two subscribing witnesses.

HENRY S. BREWINGTON.

Witnesses:

J. ALEX. HILLEARY, Jr.,

E. WALTON BREWINGTON.