

No. 789,779.

PATENTED MAY 16, 1905.

M. G. WRIGHT.
CHALK HOLDER.

APPLICATION FILED APR. 21, 1904.

Fig. 1

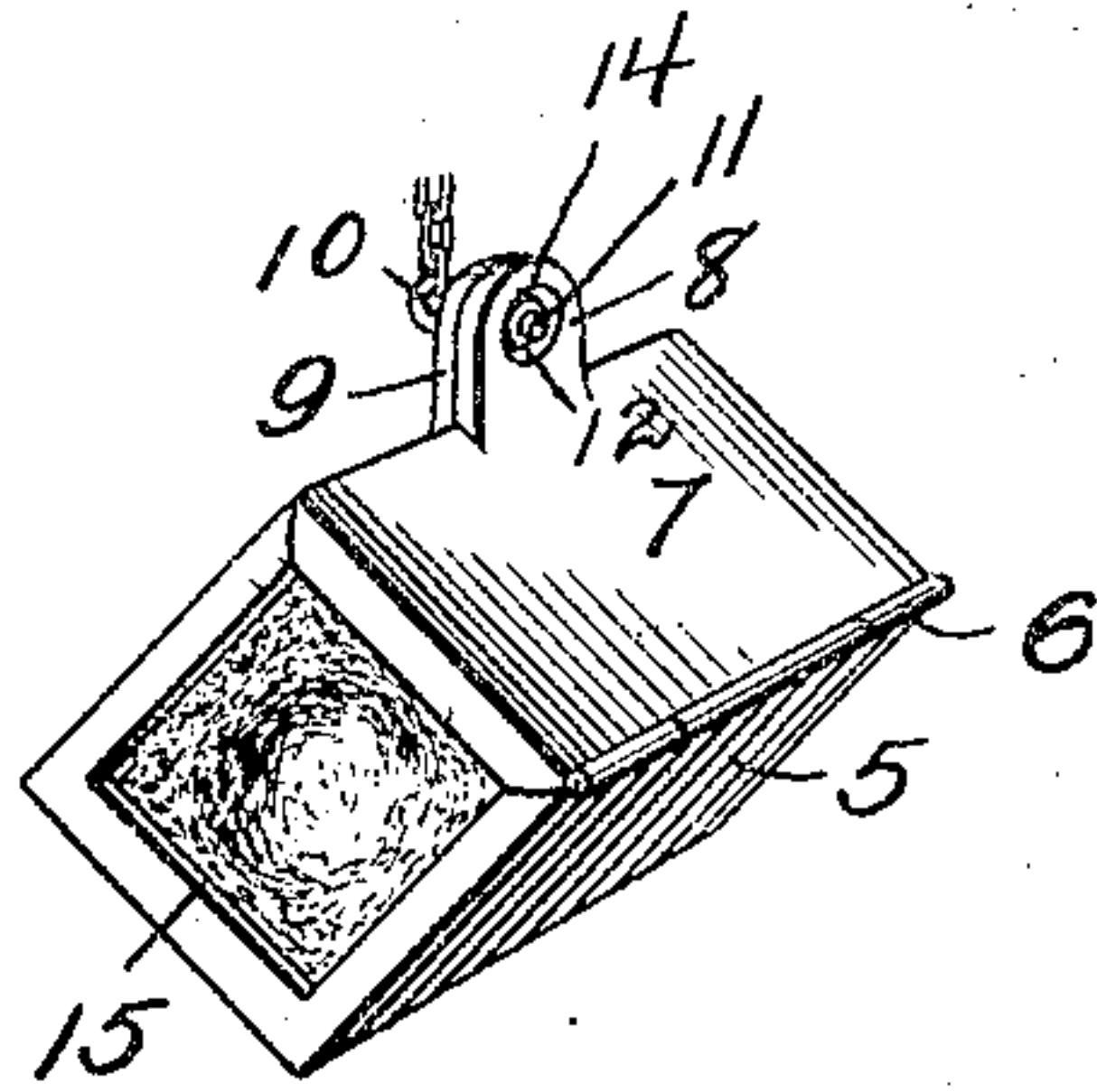


Fig. 3.

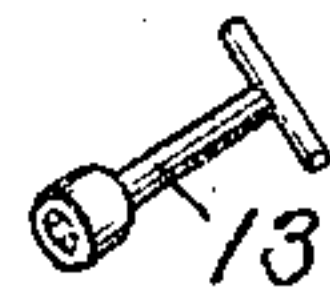
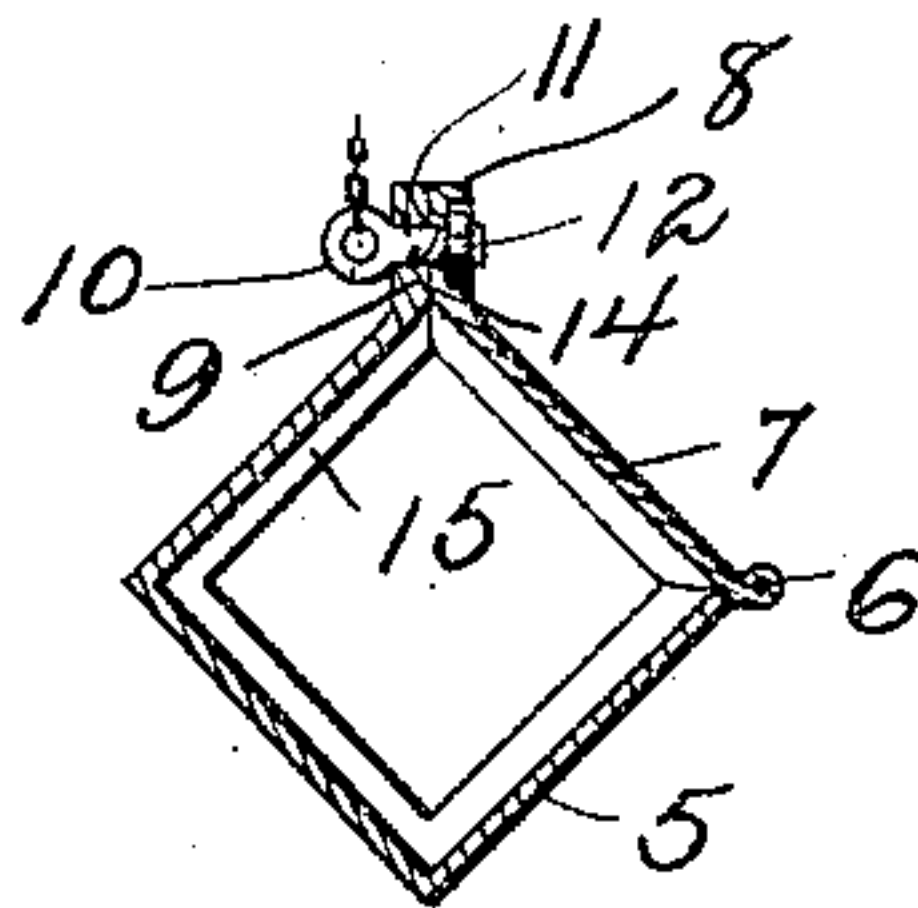


Fig. 2.



Witnesses:

Cora G. Stearns.

Josiah H. Peck

Inventor:

Mortimer G. Wright.

By his Attorney

Frank J. Campbell

UNITED STATES PATENT OFFICE.

MORTIMER G. WRIGHT, OF HARTFORD, CONNECTICUT.

CHALK-HOLDER.

SPECIFICATION forming part of Letters Patent No. 789,779, dated May 16, 1905.

Application filed April 21, 1904. Serial No. 204,205.

To all whom it may concern:

Be it known that I, MORTIMER G. WRIGHT, a citizen of the United States, residing at Hartford, in the county of Hartford and State of Connecticut, have invented certain new and useful Improvements in Chalk-Holders, of which the following is a specification.

My invention relates to chalk-holders for use in connection with pool or billiard tables, and has for its object the provision of a device of this character so constructed that the chalk may be locked therein in such a manner that while it is accessible for the purpose of chalking the tips of cues it will be impossible for the users of the table to remove the chalk therefrom.

A further object of the invention is the provision of a chalk-holder which may be very cheaply made, into which the chalk may be readily inserted, and one provided with a fastening device of such nature that a particular form of tool will be required for its operation.

Further objects and advantages of the invention will be set forth in the detailed description which now follows.

In the accompanying drawings, Figure 1 is a perspective view of a chalk-holder constructed in accordance with my invention. Fig. 2 is a transverse vertical section of the same, and Fig. 3 is a detailed perspective view of a tool used in connection with the fastening device.

Like numerals designate similar parts throughout the several views of the drawings.

Referring to the drawings, the numeral 5 represents a casing open at its ends and at one side. Hinged to said casing at 6 is a closure 7. A perforated ear or lug 8, carried by the closure 7, rests when the device is closed against a corresponding ear or lug 9, carried by casing 5. The fastening device comprises an eyelet 10, having a shank 11 threaded to receive a nut 12.

When it is desired to secure a piece of chalk in the chalk-holder, the nut 12 is removed by means of the tool 13. It is necessary to use a tool of the form shown, because the nut 12

is seated in a recess 14, formed in ear 8. The purpose of recessing the ear in this manner is to prevent the removal of nut 12 except by the use of some such tool as that shown. After the nut has been removed the eyelet 10, which passes through perforations of the ears 8 and 9, is removed. The closure may then be thrown back upon its hinge for the insertion of the chalk. Member 7 is then returned to the position illustrated in Fig. 1, after which the fastening devices are secured in position, as shown. Flanges 15 serve to prevent longitudinal movement of the chalk.

It has been found by proprietors of pool-rooms that very little chalk is used in comparison with that carried away by the players, and for this reason it has long been a desideratum to provide a chalk-holder which will hold the chalk in such a manner that while the cue may be readily chalked it will be impossible to remove the chalk from the holder except by some person authorized to do so and having a tool peculiarly adapted to remove the fastening devices of the chalk-holder.

From the foregoing description it will be seen that these objects have been accomplished in the present invention. As the majority of chalk-holders now in use are very simple in form, it is essential that a device which seeks to supplant them be capable of being constructed cheaply.

The device herein shown and described may be stamped from sheet metal at a very slight cost.

While the form herein shown is well adapted to serve the purpose for which it is intended, it is to be understood that my invention is not limited thereto, for changes may be made in the minor details thereof without departure therefrom.

Having described my invention, what I claim is—

1. In a chalk-holder, the combination, with a casing open at its ends and at one side, of a closure adapted to close the open side of said casing and means for fastening said closure in its closed position.

2. In a chalk-holder, the combination, with a casing open at its ends and at one side, of a closure hinged to the open side of said casing and means for fastening said closure in its
5 closed position.

3. In a chalk-holder, the combination with a receptacle having flanges, of a flanged closure for said receptacle hinged thereto, ears

carried by said receptacle and said closure and means for locking said ears together. 10

In testimony whereof I affix my signature in presence of two witnesses.

MORTIMER G. WRIGHT.

Witnesses:

CORA A. STEIN,
HORACE S. HOWE.