

No. 788,448.

PATENTED APR. 25, 1905.

L. WOLFERMANN.
COMBINED KEY RING AND NAME PLATE.

APPLICATION FILED MAY 21, 1904.

FIG. I.

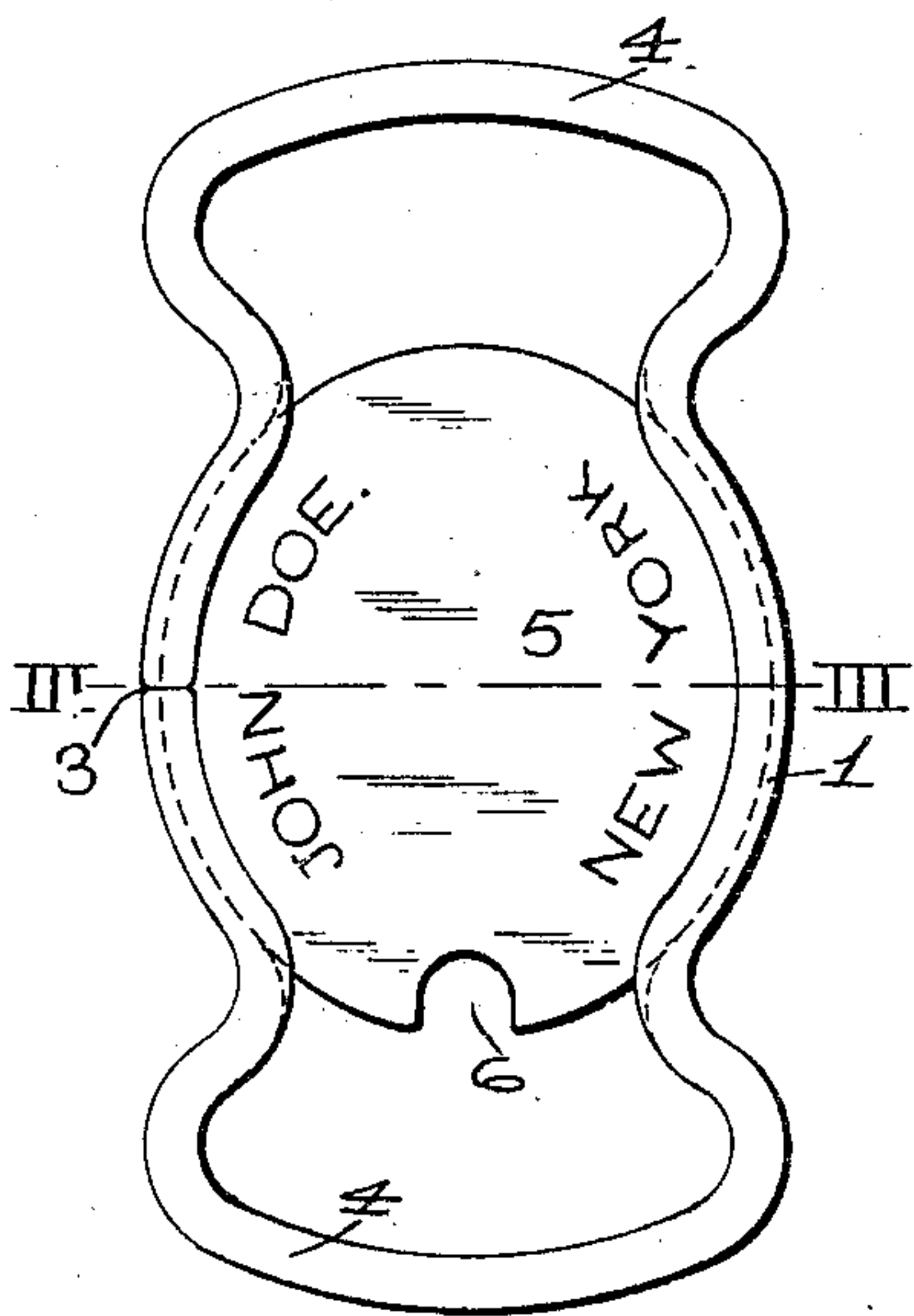


FIG. II.

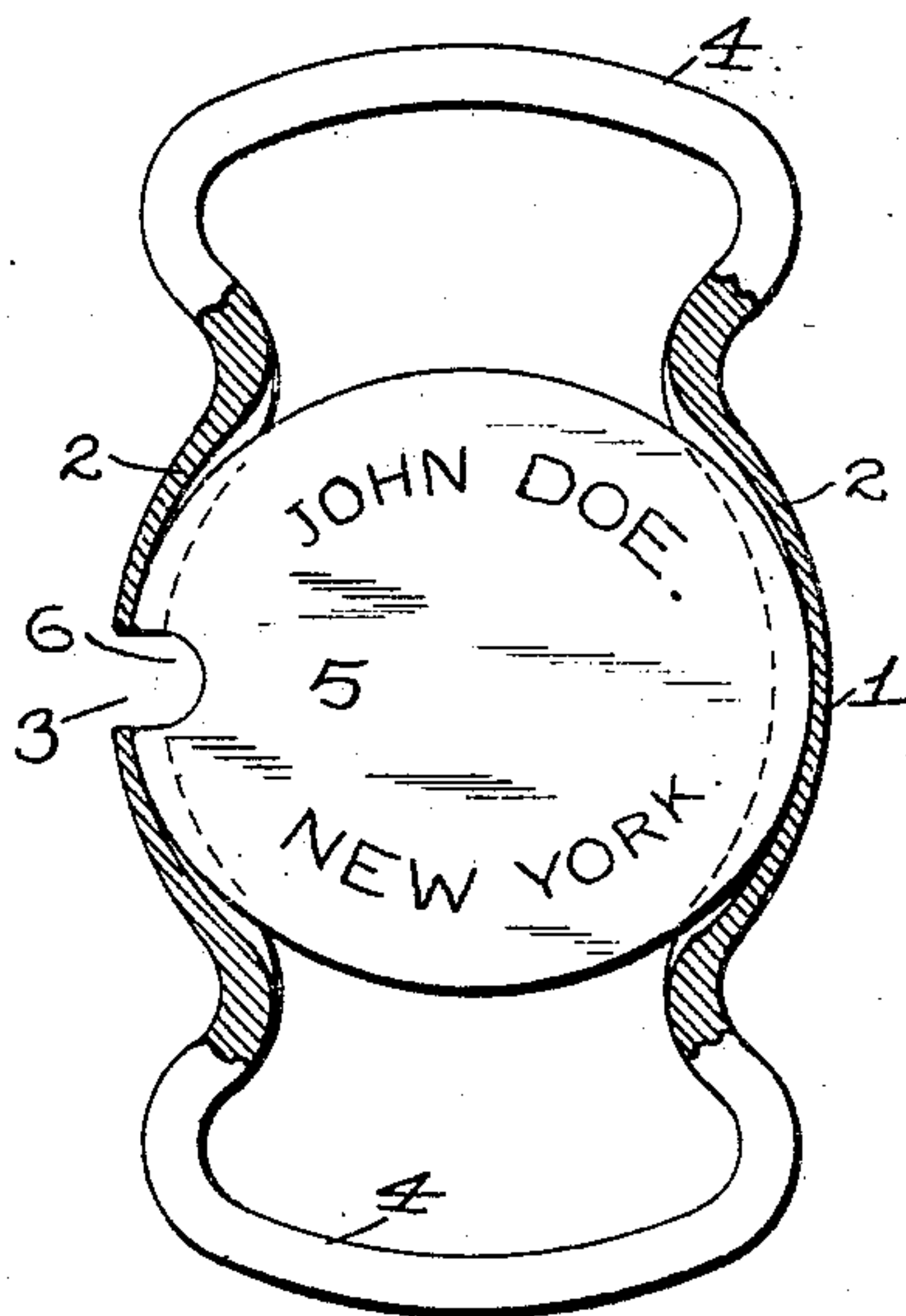


FIG. III.



FIG. IV.





FIG. V.



ATTEST.

L. G. Fletcher
Blanche Hogan

INVENTOR.

L. WOLFERMANN.

BY *Wright Bros*
ATTYS.

UNITED STATES PATENT OFFICE.

LEON WOLFERMANN, OF ST. LOUIS, MISSOURI.

COMBINED KEY-RING AND NAME-PLATE.

SPECIFICATION forming part of Letters Patent No. 788,448, dated April 25, 1905.

Application filed May 21, 1904. Serial No. 209,065.

To all whom it may concern:

Be it known that I, LEON WOLFERMANN, a citizen of the United States, residing in the city of St. Louis, in the State of Missouri, have invented certain new and useful Improvements in a Combined Self-Locking Key-Ring and Name-Plate, of which the following is a full, clear, and exact description, reference being had to the accompanying drawings, forming part of this specification.

My invention relates to a key-ring having associated therewith and forming a part thereof a name-plate by which the ring may be sprung open for the introduction and removal of keys.

Figure I is a view of my key-ring and name-plate in closed condition. Fig. II is a view of the key-ring and name-plate, partly in longitudinal section, in open condition. Fig. III is a transverse section taken on line III-III, Fig. I. Fig. IV is a view illustrating a modification of the key-ring and name-plate in closed condition. Fig. V is a view, partly in section, showing a modified form of key-ring and name-plate in open condition.

1 designates a spring-ring that is grooved interiorly at its central portion at 2 and is separated at 3, so that it may be sprung open at the last-mentioned point. At each end of the ring is an eye 4, into which the bows of keys may be passed when strung onto the ring.

5 designates a name-plate of non-circular shape that fits within the interior grooves of the ring 1 and which when its narrow portion extends transversely of the ring permits contraction of the ring, so that it is closed, as seen in Fig. I. When the name-plate is turned in the grooves in the ring so that its greatest diameter extends transversely of the ring, the ring is spread to separate its ends at 3, as seen in Fig. II. In the name-plate at one of its ends is a notch 6, that is adapted to register with the space between the spread ends of the ring 1 when the name-plate is shifted into the position last mentioned and into which the bows of keys may be introduced, subsequent to which the name-plate is

rotated into its previous position to discharge the key-bow into one of the ring-eyes 4.

I prefer to make the non-circular name-plate of oval shape; but it may be of any other shape that will occasion spreading of the ring 1 when rotated within said ring.

In Figs. IV and V, I have illustrated a ring 1^a, consisting of two semispherical portions or eyes, one of which is adapted to receive the bows of keys introduced into the ring and the other of which is provided with a separation at 3^a and is grooved interiorly to receive a name-plate 5^a. This name-plate is provided with a key-receiving notch 6^a and is rendered non-circular by a protuberance 7, projecting from its edge and adapted to engage the eye of the ring 1^a, in which the name-plate is seated, to spread said eye for the introduction and removal of key-bows at the point 3^a and into the notch 6^a when said notch is brought to the position illustrated in Fig. V.

The name-plates of my key-rings may serve to receive names and addresses of the owners of the key-rings and may, if desired, be otherwise ornamented.

I claim as my invention—

1. A key-ring and name-plate comprising an open ring grooved interiorly and having eyes at each end thereof, and a non-circular notched name-plate rotatably seated in the groove of said ring, substantially as set forth.

2. The combination of an open ring, and a plate rotatably fitted within said ring and embraced by the ring throughout its edge; said plate being constructed to spread the ring into open condition to separate its ends when rotated, substantially as set forth.

3. The combination of an open ring, and a rotatable plate fitted within said ring and having a key-receiving notch therein; said plate being adapted to be rotated within said ring and constructed to spread the ends of the ring apart when the notch in the plate is brought thereto, substantially as set forth.

L. WOLFERMANN.

In presence of—

E. S. KNIGHT,
BLANCHE HOGAN.