

No. 788,418.

PATENTED APR. 25, 1905.

E. J. MILLIGAN.

TOILET CASE.

APPLICATION FILED JUNE 11, 1904.

Fig. 1.

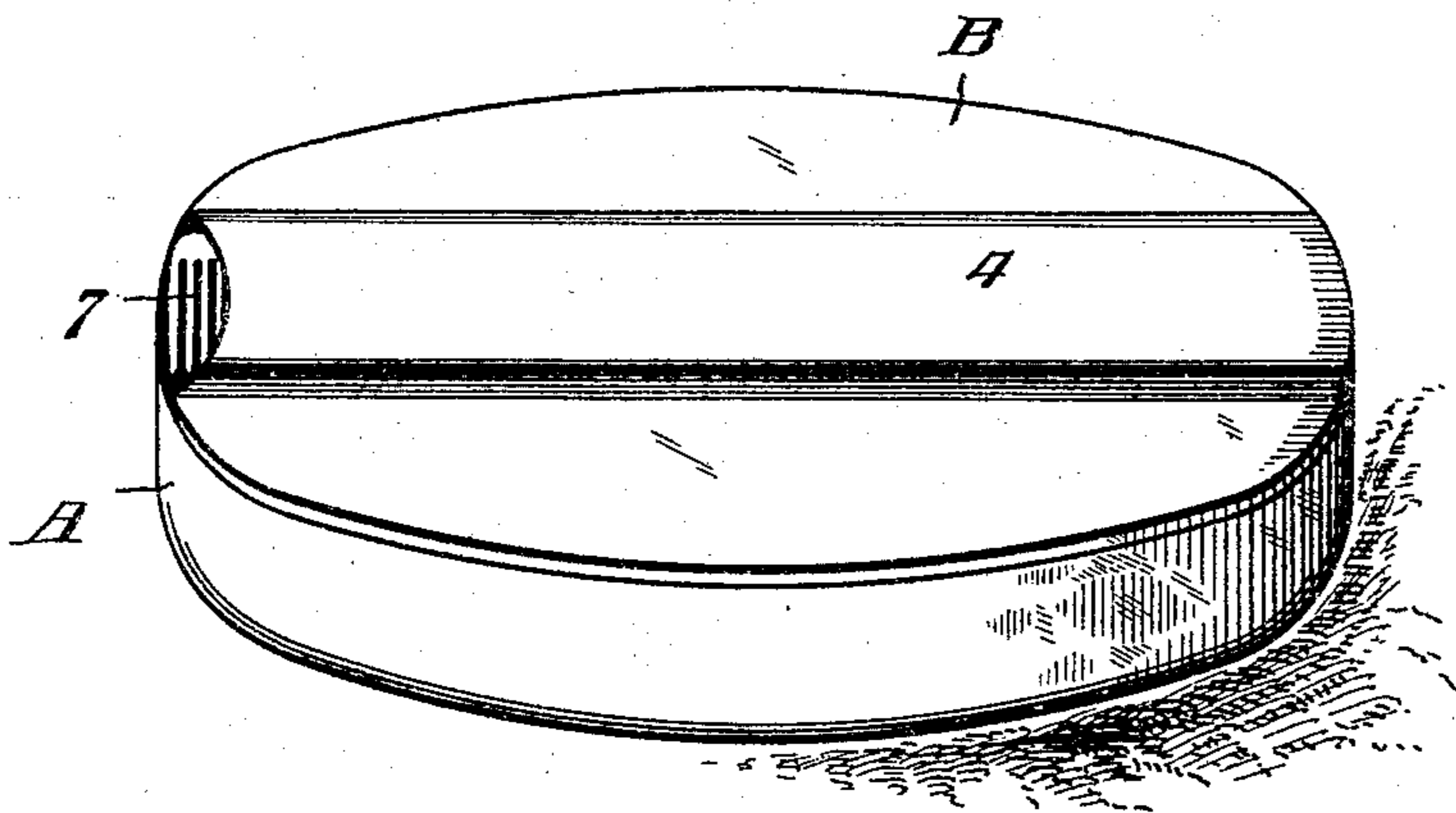


Fig. 2.

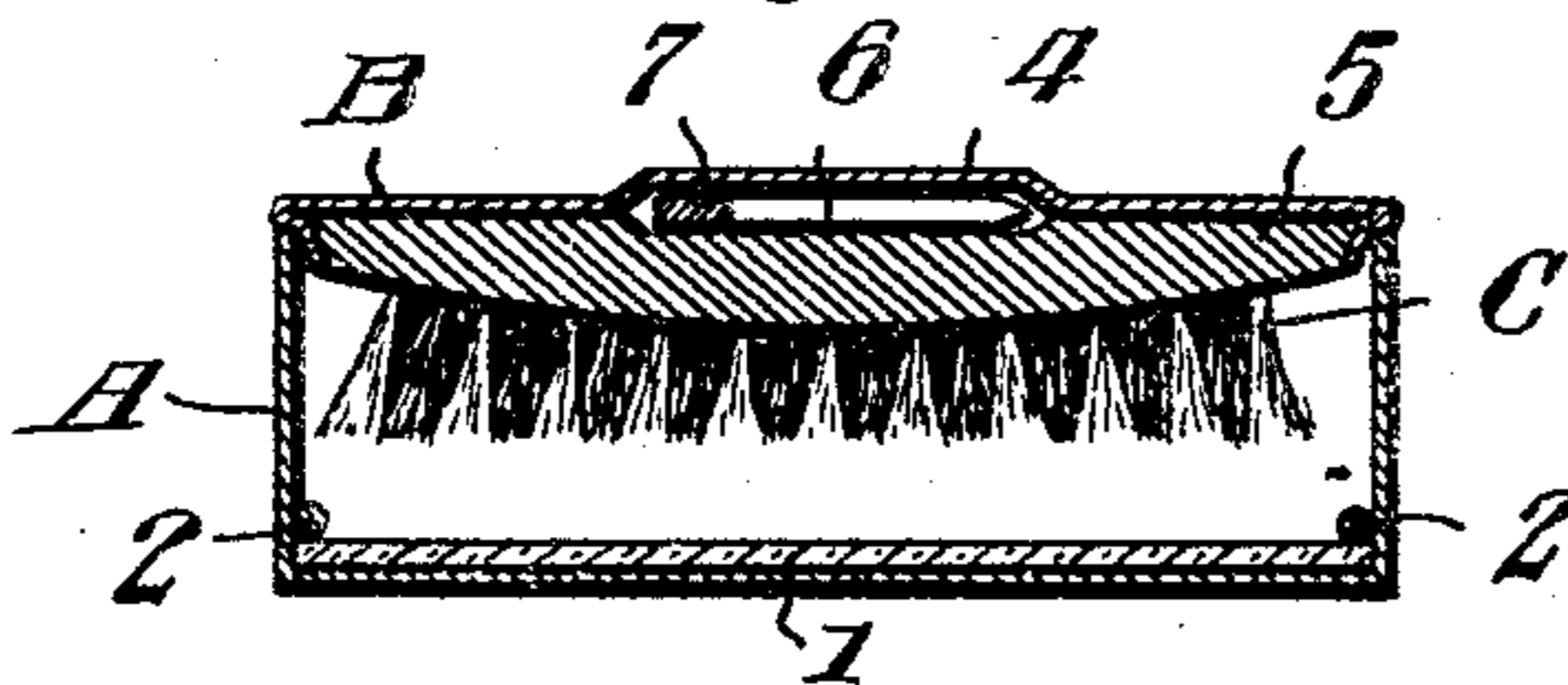
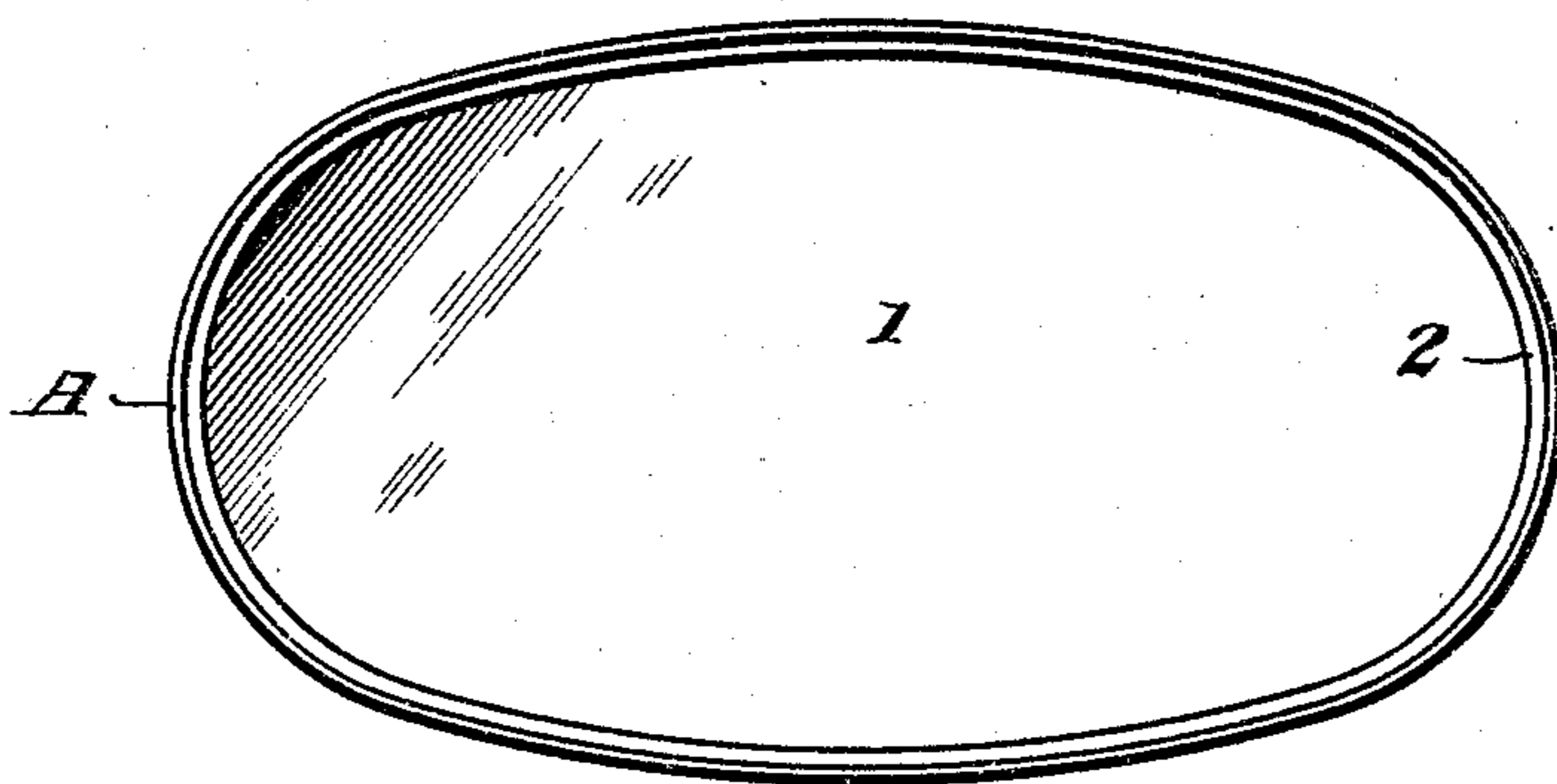


Fig. 3.



E. J. Milligan. ^{Inventor}

^{Witnesses}
J. W. Ciley.
A. G. Heylman.

^{By} *Victor J. Evans*
^{Attorney}

UNITED STATES PATENT OFFICE.

EDWARD J. MILLIGAN, OF SALT LAKE CITY, UTAH, ASSIGNOR OF ONE-HALF TO HERBERT J. COOK, OF SALT LAKE CITY, UTAH.

TOILET-CASE.

SPECIFICATION forming part of Letters Patent No. 788,418, dated April 25, 1905.

Application filed June 11, 1904. Serial No. 212,204.

To all whom it may concern:

Be it known that I, EDWARD J. MILLIGAN, a citizen of the United States, residing at Salt Lake City, in the county of Salt Lake and State of Utah, have invented new and useful Improvements in Toilet-Cases, of which the following is a specification.

My invention relates to improvements in toilet-cases, such as combine means for holding conveniently and for ready use a variety or number of toilet implements and articles; and the object is to provide a receptacle and combined implement of the kind named and for the purpose intended which is of simple construction, slightly in appearance, and durable in use.

The invention resides in a box or casing, a mirror positioned within the box, a lid or cover for the box, and a brush held in the lid.

The invention also embodies the novel construction of parts and their aggroupment in combination, all as will be hereinafter fully specified and then the asserted novelty particularly pointed out and distinctly claimed.

I have fully and clearly illustrated the improvements in the annexed drawings to be taken as a part of this specification.

Reference being had to the drawings, Figure 1 is a perspective view of the complete case with the lid placed thereon and indicating the sheath for the comb, which is partially exposed to view. Fig. 2 is a transverse vertical section through all the parts included in the improved device. Fig. 3 is a plan view of the box with the mirror therein.

In the drawings the same parts appearing in the several illustrations are denoted by like reference notations.

A designates a box preferably made of metal spun up or made of any suitable material and is of such size as may be determined upon. I prefer to make the box of oval form and of such depth as to receive and accommodate a brush, as shown. To the inner face of the bottom of the box is secured and fitted a mirror 1, the securement of which may be accomplished by proper cementation or, as indicated, by a wire 2, fixed thereon about the edges of the glass.

B designates the lid or cover, which is fitted

to the box by having its edges turned down to engage within the box, substantially as shown. Longitudinally of the lid is formed a rabbet 4, constituting one-half of the comb sheath or receptacle.

C designates the brush having its head firmly gripped and held by the turned-down edges of the lid, substantially as seen in the drawings, Fig. 2. In the upper face of the brush-head is formed a rabbet 6, coincident with the one formed in the lid, and the two together forming the receptacle for a comb 7, as indicated in the drawings.

The device is made of such size as to be conveniently carried in pocket of the owner and may be readily brought into use by removing the lid and applying it to its purpose, the person observing in the mirror the progress of the dressing and its completion. If the comb is to be used, it may be withdrawn from its sheath and used and replaced when the work has been done. The device is very handy to have in instances where the conveniences or accommodations of stopping-places do not afford or supply such needed luxuries.

Having thus described my invention, what I claim, and desire to secure by Letters Patent, is—

1. A toilet-case comprising a box, a lid therefor having turned-down edges and a longitudinal rabbet, and a brush having its head secured between the turned-down edges of the lid, and formed with a longitudinal rabbet coincident with the one in the lid to form a comb-receptacle.

2. A toilet-case comprising a box, a lid therefor having turned-down edges and a longitudinal rabbet, a brush having its head secured between the turned edges of the lid and formed with a longitudinal rabbet coincident with the one in the lid to form a comb-receptacle, and a mirror secured on the inner face of the bottom of the box.

In testimony whereof I affix my signature in presence of two witnesses.

EDWARD J. MILLIGAN.

Witnesses:

C. R. EPPERSON,
J. E. DARMER.