

No. 788,311.

PATENTED APR. 25, 1905.

D. FROEHLICH.
COMBINATION FURNITURE.
APPLICATION FILED JAN. 30, 1905.

3 SHEETS—SHEET 1.

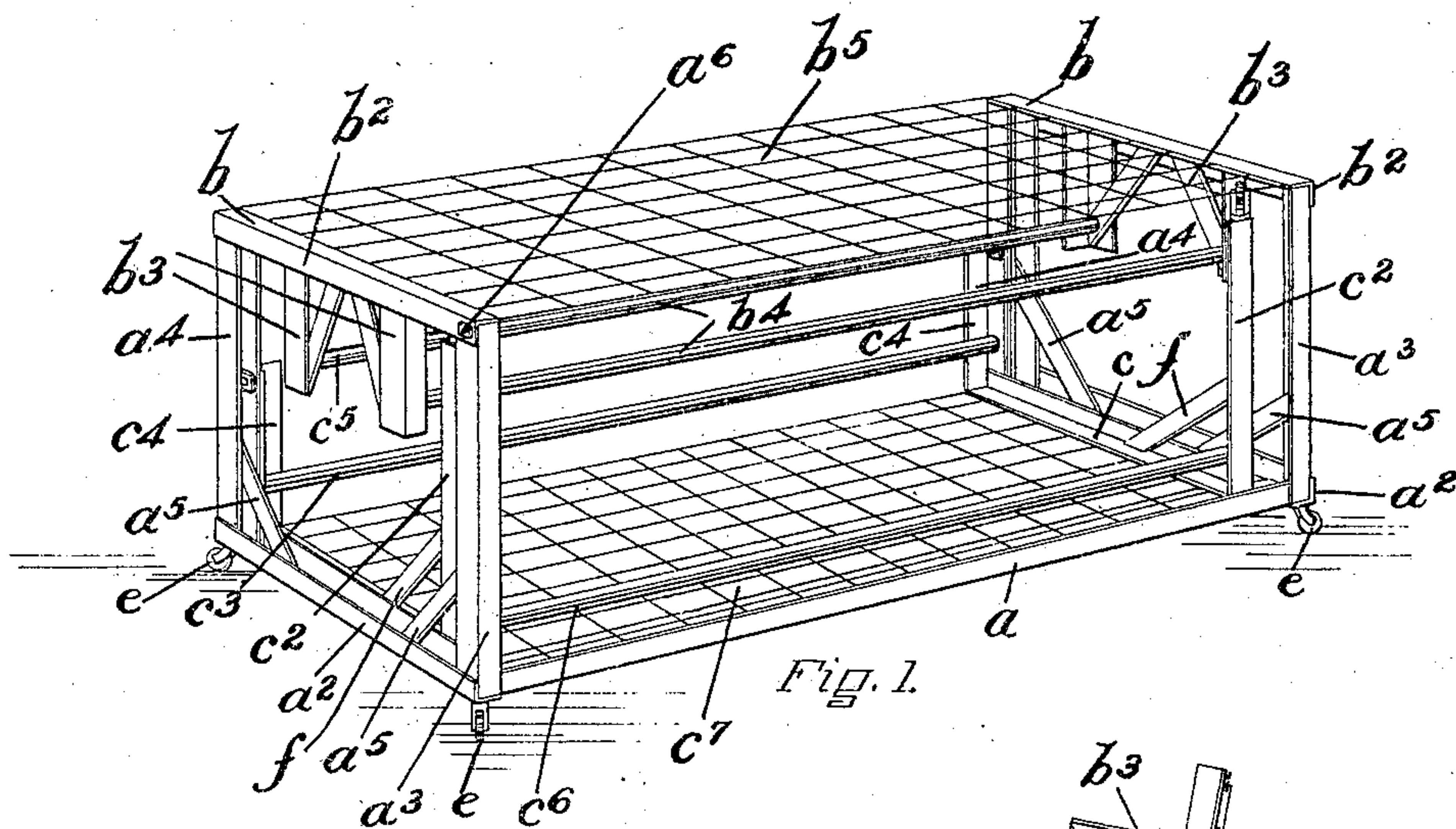


Fig. 1.

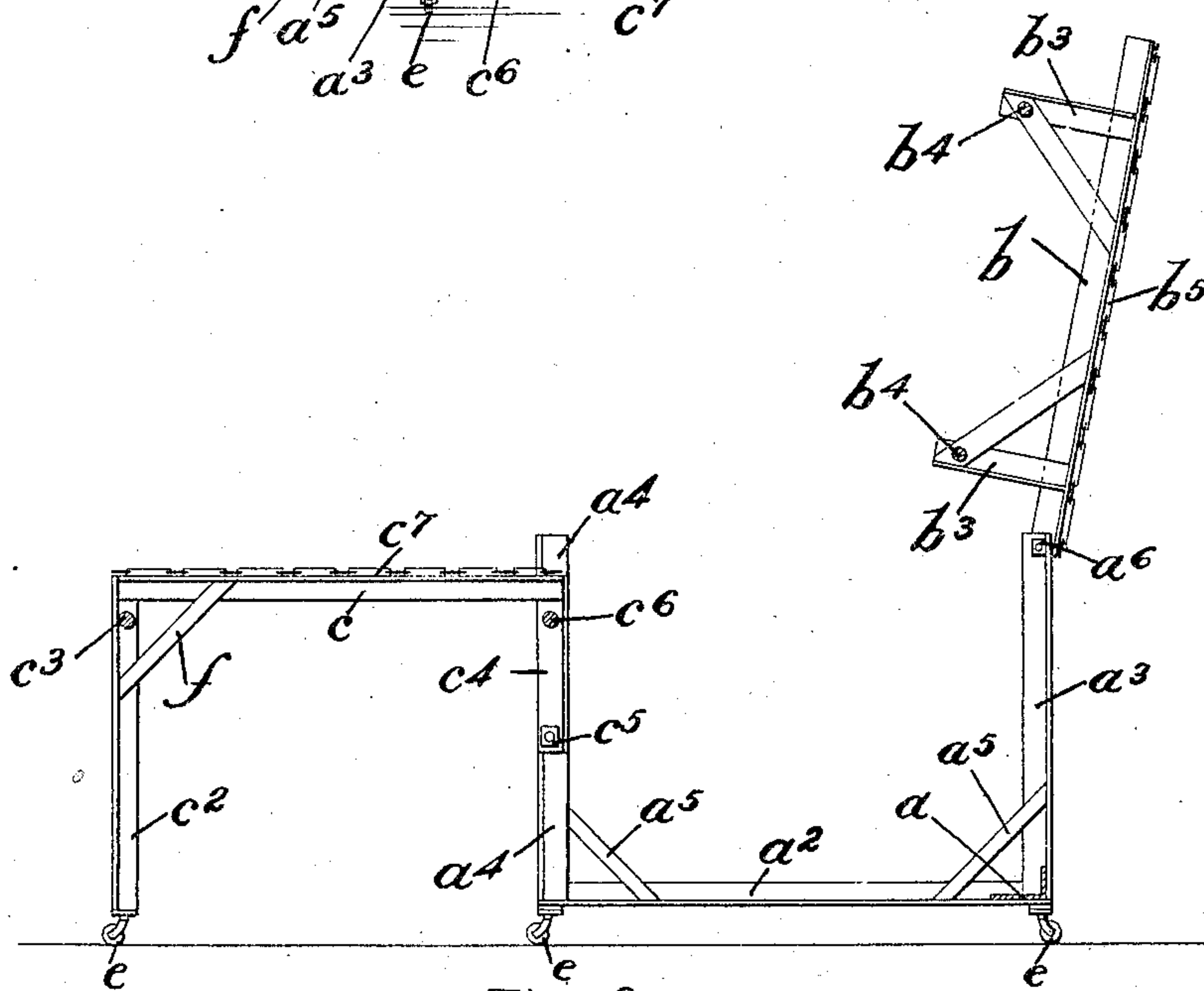


Fig. 2.

WITNESSES

J. C. Larkin
F. A. Stewart

INVENTOR

David Froehlich

BY

Edgar Tate & Co

ATTORNEYS

No. 788,311.

PATENTED APR. 25, 1905.

D. FROEHLICH.
COMBINATION FURNITURE.
APPLICATION FILED JAN. 30, 1905.

3 SHEETS—SHEET 2.

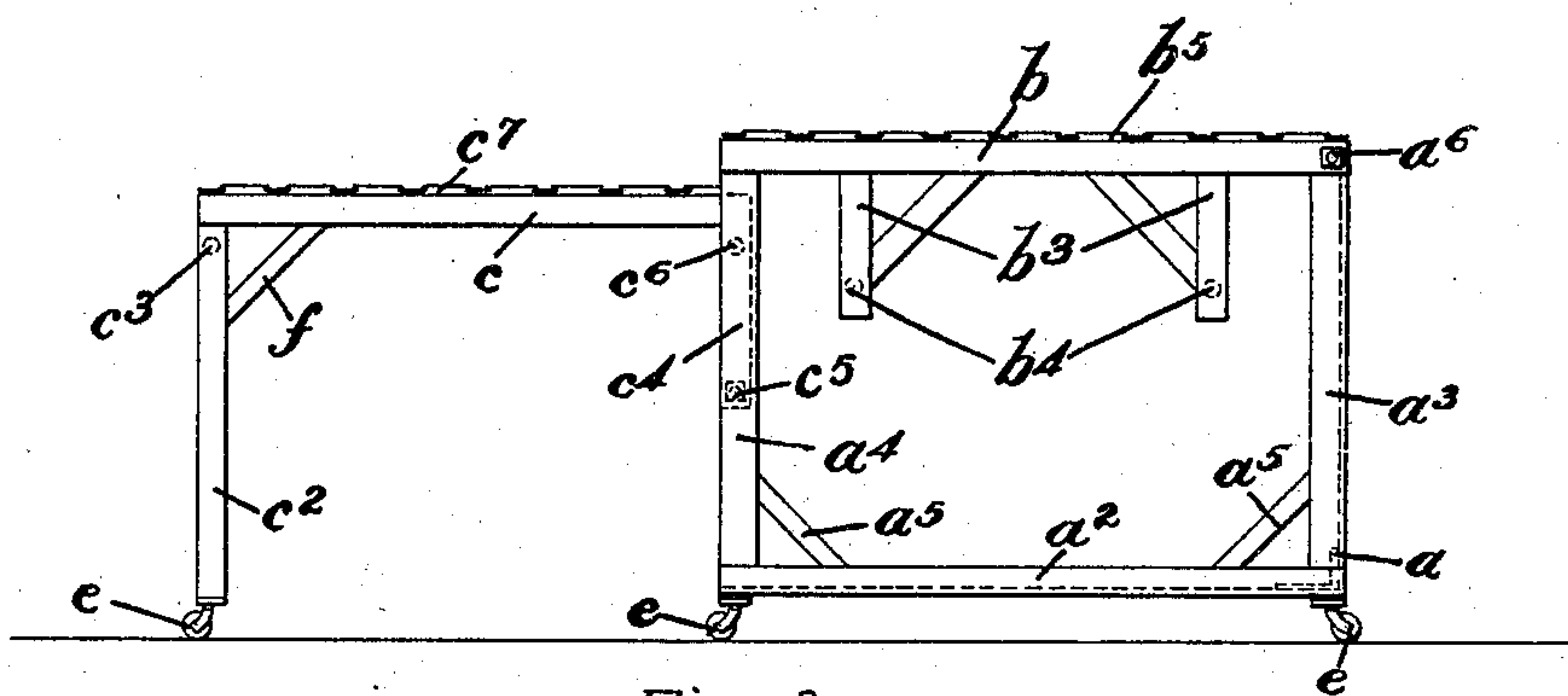


Fig. 3.

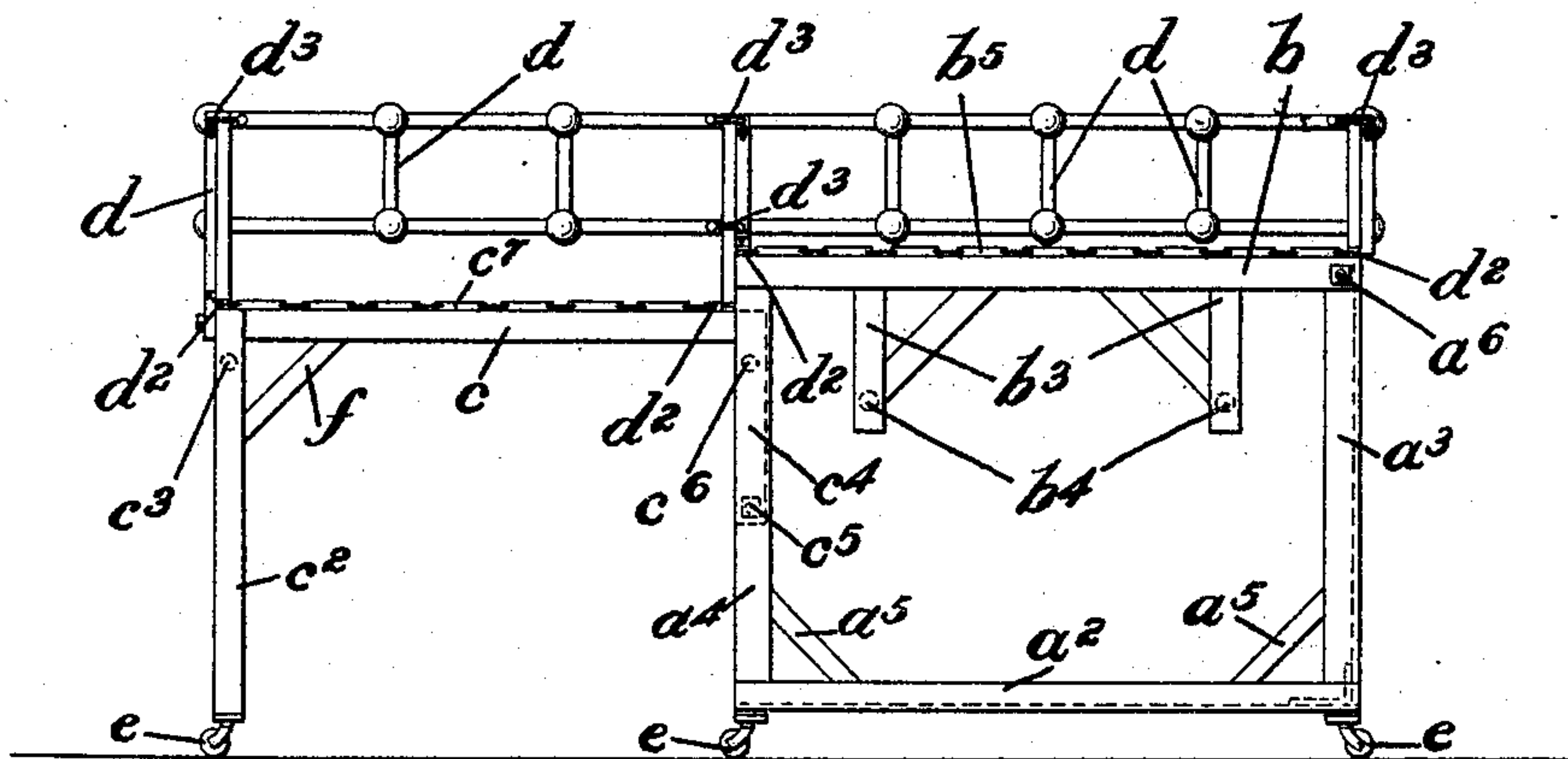


Fig. 4.

WITNESSES

J. C. Hansen
J. A. Stewart

INVENTOR

David Froehlich
Edgar S. Sater

BY

ATTORNEYS

No. 788,311.

PATENTED APR. 25, 1905.

D. FROELICH.
COMBINATION FURNITURE.
APPLICATION FILED JAN. 30, 1905.

3 SHEETS—SHEET 3.

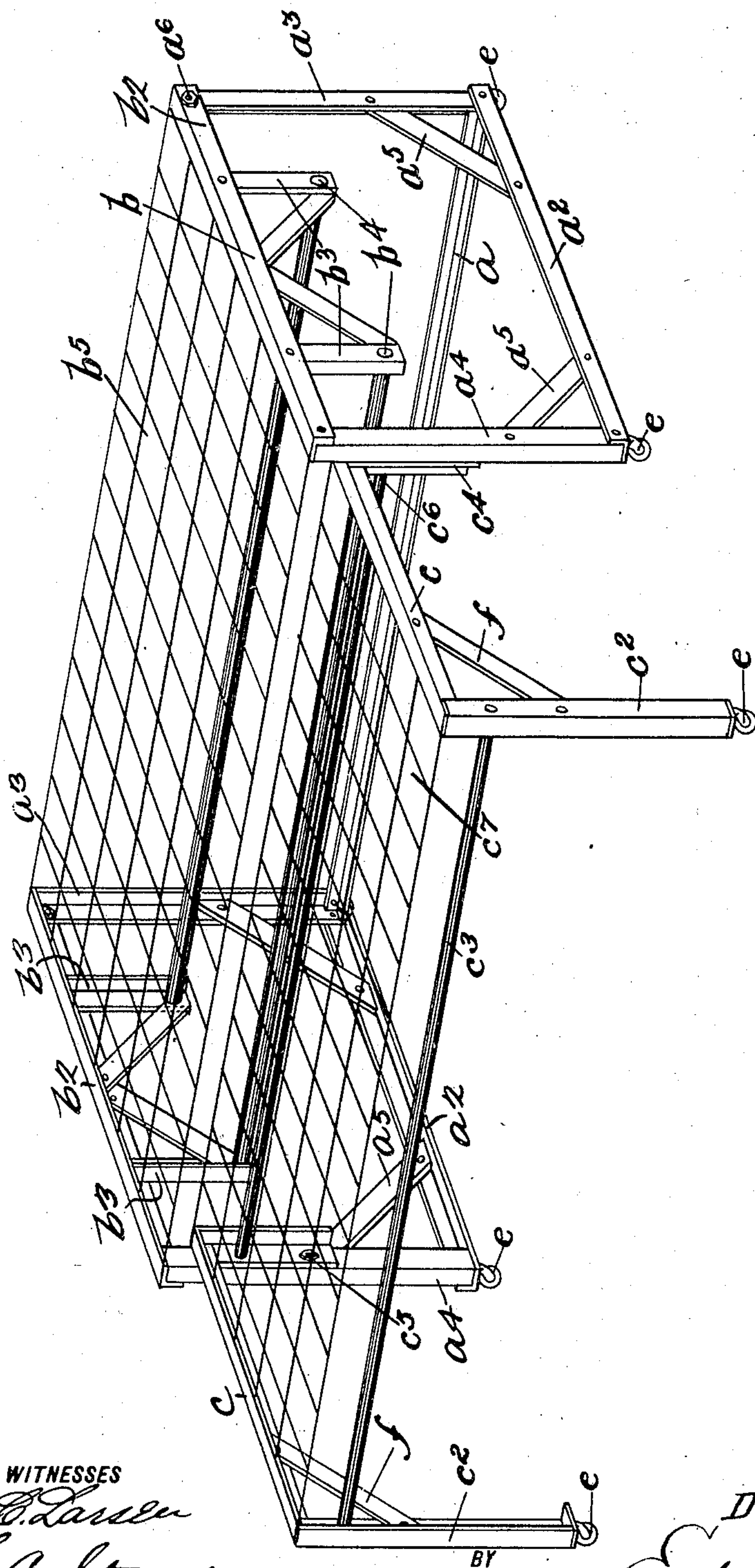


Fig. 5

WITNESSES

J. B. Larsen
F. A. Stewart

INVENTOR

David Froelich

Edgar Tate & Co.

ATTORNEYS

UNITED STATES PATENT OFFICE.

DAVID FROEHLICH, OF NEW YORK, N. Y.

COMBINATION FURNITURE.

SPECIFICATION forming part of Letters Patent No. 788,311, dated April 25, 1905.

Application filed January 30, 1905. Serial No. 243,218.

To all whom it may concern:

Be it known that I, DAVID FROEHLICH, a citizen of the United States, residing at New York, in the county of New York and State of New York, have invented certain new and useful Improvements in Combination Furniture, of which the following is a specification, such as will enable those skilled in the art to which it appertains to make and use the same.

This invention relates to combination furniture of the class known as "beds," "cribs," "couches," "lounges," and the like; and the object thereof is to provide an improved article of this class which may be used as a wardrobe-couch, as a bed, or as a combination bed and crib, the said bed and crib when so used being provided, if desired, with railings; and with this and other objects in view the invention consists in an article of the class specified constructed as hereinafter described and claimed.

The invention described and claimed herein is an improvement on that described and claimed in United States Letters Patent No. 534,258, granted to me February 19, 1895, and No. 542,759, granted to me July 16, 1895, and is fully disclosed in the following specification, of which the accompanying drawings form a part, in which the separate parts of my improvement are designated by suitable reference characters in each of the views, and in which—

Figure 1 is a perspective view of an article of the class specified involving my invention and showing the parts folded into position for use as a couch or as a bed or as a wardrobe-couch; Fig. 2, a cross-section showing the process of extending the parts into such position that the article may be used both as a bed and crib or as a main bed and a supplemental bed, the latter being intended for children; Fig. 3, an end view, but showing the parts ready for use both as a bed and a supplemental bed or crib; Fig. 4, a view similar to Fig. 3, showing the main bed and the supplemental bed or crib provided with railings; and Fig. 5, a perspective view of the open position shown in Fig. 3.

In the practice of my invention I provide a main-bed frame comprising a bottom hori-

zontal back bar a , bottom end bars a^2 , connected therewith at right angles thereto, upright back corner-posts a^3 , connected with the bars a and a^2 , and upright front corner-posts a^4 , connected with the front ends of the bottom end bars a^2 , and all these posts and bars are preferably composed of angle-iron except the front corner-posts, which are preferably composed of parallel connected plates or U-shaped in cross-section and the bottom corners are also provided with braces a^5 .

Hinged to the tops of the back corner-posts a^3 , by means of pivot pins or bolts, as shown at a^6 , is a main frame top member b , composed of end bars b^2 , having hangers b^3 , connected by longitudinally-arranged rods b^4 , and the top member of the main frame is provided with the usual bed-spring b^5 , which in the form of construction shown is connected with the end bars b^2 of said top member of the main frame and on which may be placed a mattress in the usual manner.

The supplemental-bed frame or crib member is composed of top end bars c , provided at one end with legs c^2 , connected near the top thereof by a rod c^3 and at the opposite ends thereof with short legs c^4 , which are hinged to the front corner-posts a^4 of the main-bed frame at about the middle thereof, as shown at c^5 , and the legs c^4 are connected near the cross end bars c by a horizontal rod c^6 , and the top end bars c of the supplemental-bed frame are connected by a bed-spring c^7 .

The supplemental-bed frame, as will be understood, is free to turn on its pivotal or hinge connection at c^5 in a vertical plane, and when the parts are in the position shown in Figs. 3 and 4 both the main bed and the supplemental bed or crib may be used, as will be readily understood, and with the construction shown the supplemental bed or crib is of slightly less height than the main bed or crib, and in practice a thicker mattress may be placed thereon, if desired, so as to raise the same to a height equal to the main bed.

In Fig. 1 the parts are folded together, or in the position which they occupy when it is desired to use the main bed or couch only, and in this position of the parts the supplemental bed or crib frame is folded over into the

main-bed frame, the top portion of the main-bed frame being turned backwardly, as shown in Fig. 2, in order to permit of its operation, after which the said top portion of the main-bed frame is swung down into its proper position and the free or front edge thereof or the free ends of the end bars thereof rest on the corner-posts a^4 of the main-bed frame.

When the parts are in the position shown in Fig. 1, it will be observed that they form an intermediate space in which all the bedclothing, including the mattress, may be placed, if desired, or may be used for other articles the same as a wardrobe-couch, or one of the mattresses may be left on the main-bed frame to form a cushion, couch, or bed, and the entire article when so folded together may be provided with suitable drapery and a suitable cover, the covering and the drapery forming no part of this invention; but it will be understood that said drapery, together with the cover, may be connected with or applied to the bed or article in the usual or any desired manner.

In Fig. 4 I have shown the main-bed frame and the supplemental-bed frame provided with railings d , and these railings may be hinged to or connected with the main and supplemental bed frames at d^2 in any desired manner and are provided at their tops with pivoted hooks and corresponding catches, staples, or similar devices, as shown at d^3 , whereby the separate parts of the railing may be connected, as will be readily understood. My invention, however, is not limited to any particular railing nor to any particular means of connecting the same with the main and the supplemental beds or the main and the supplemental bed frames. It will also be observed that the said frames are both provided with rollers or casters e when in position for use, and the corners of the supplemental bed or crib frame are also provided with braces f , and as herein shown and described the main-bed frame and the supplemental bed or crib frame have no horizontally-arranged top or side bars when in position for use, and the bed-springs e^7 and b^5 form the only supports for the mattresses which are placed thereon.

It will be understood that my invention is not limited to any particular material to be used in the construction of the separate frames, although I prefer to use angle-iron in order to give the various parts the required strength, and various changes in and modifications of the construction herein described may be made without departing from the spirit of my invention or sacrificing its advantages.

Having fully described my invention, what I claim as new, and desire to secure by Letters Patent, is—

1. An article of furniture of the class described, comprising a main-bed frame having upright corner-posts, a top member hinged to

the back corner-posts and adapted to rest on the front corner-posts, a supplemental bed or crib frame composed of end bars and long and short legs connected with the opposite ends thereof, said legs being connected below the end bars by horizontal rods, and the short legs being hinged to the front corner-posts of the main frame midway thereof, whereby the supplemental bed or crib frame may be folded into the main-bed frame and the cover of the main-bed frame may be folded thereover, substantially as shown and described.

2. An article of furniture of the class described, comprising a main-bed frame having upright corner-posts, a top member hinged to the back corner-posts and adapted to rest on the front corner-posts, a supplemental bed or crib frame composed of end bars and long and short legs connected with the opposite ends thereof, said legs being connected below the end bars by horizontal rods, and the short legs being hinged to the front corner-posts of the main frame midway thereof, whereby the supplemental bed or crib frame may be folded into the main-bed frame and the cover of the main-bed frame may be folded thereover, said cover of the main-bed frame and the supplemental bed or crib frame being also provided with bed-springs, substantially as shown and described.

3. An article of furniture of the class described, comprising a main-bed frame having corner-posts, a top member for the main-bed frame hinged to the top of the back corner-posts and adapted to rest on the top of the front corner-posts, a supplemental bed or crib frame hinged to the front corner-posts of the main frame and adapted to be folded into the main frame or extended for use as a supplemental bed or crib frame, said supplemental bed or crib frame and the top hinged part of the main-bed frame being provided with bed-springs, substantially as shown and described.

4. In an article of furniture of the class described, a main-bed frame having a top member hinged to the back top portion thereof and composed of end bars having hangers connected by horizontal rods and provided with a bed-spring, said top member being adapted to rest on the front corner portion of the main-bed frame, and a supplemental bed or crib frame hinged centrally to the corner front portions of the main-bed frame and adapted to fold into the latter and form a wardrobe-couch thereby, substantially as shown and described.

In testimony that I claim the foregoing as my invention I have signed my name, in presence of the subscribing witnesses, this 27th day of January, 1905.

DAVID FROEHLICH.

Witnesses:

F. A. STEWART,
C. J. KLEIN.