

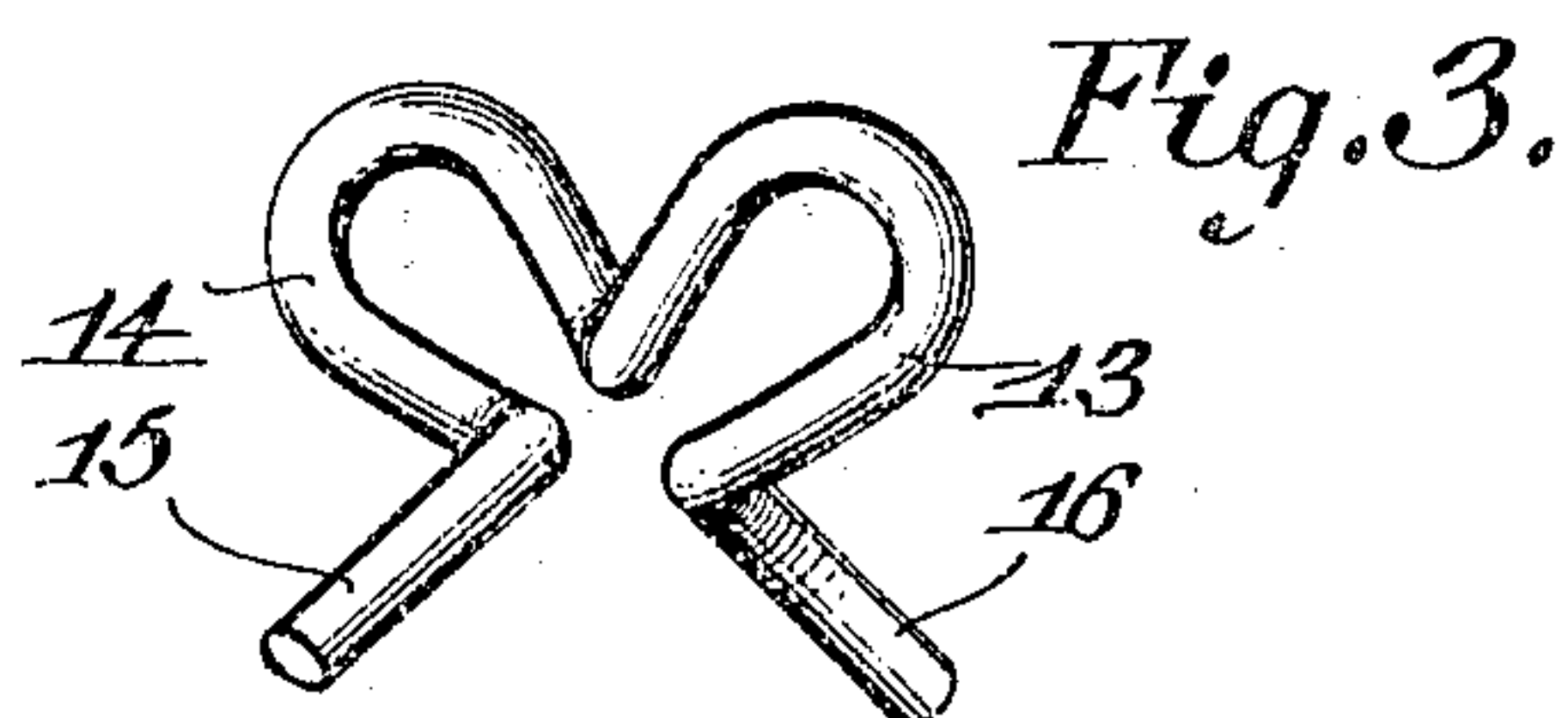
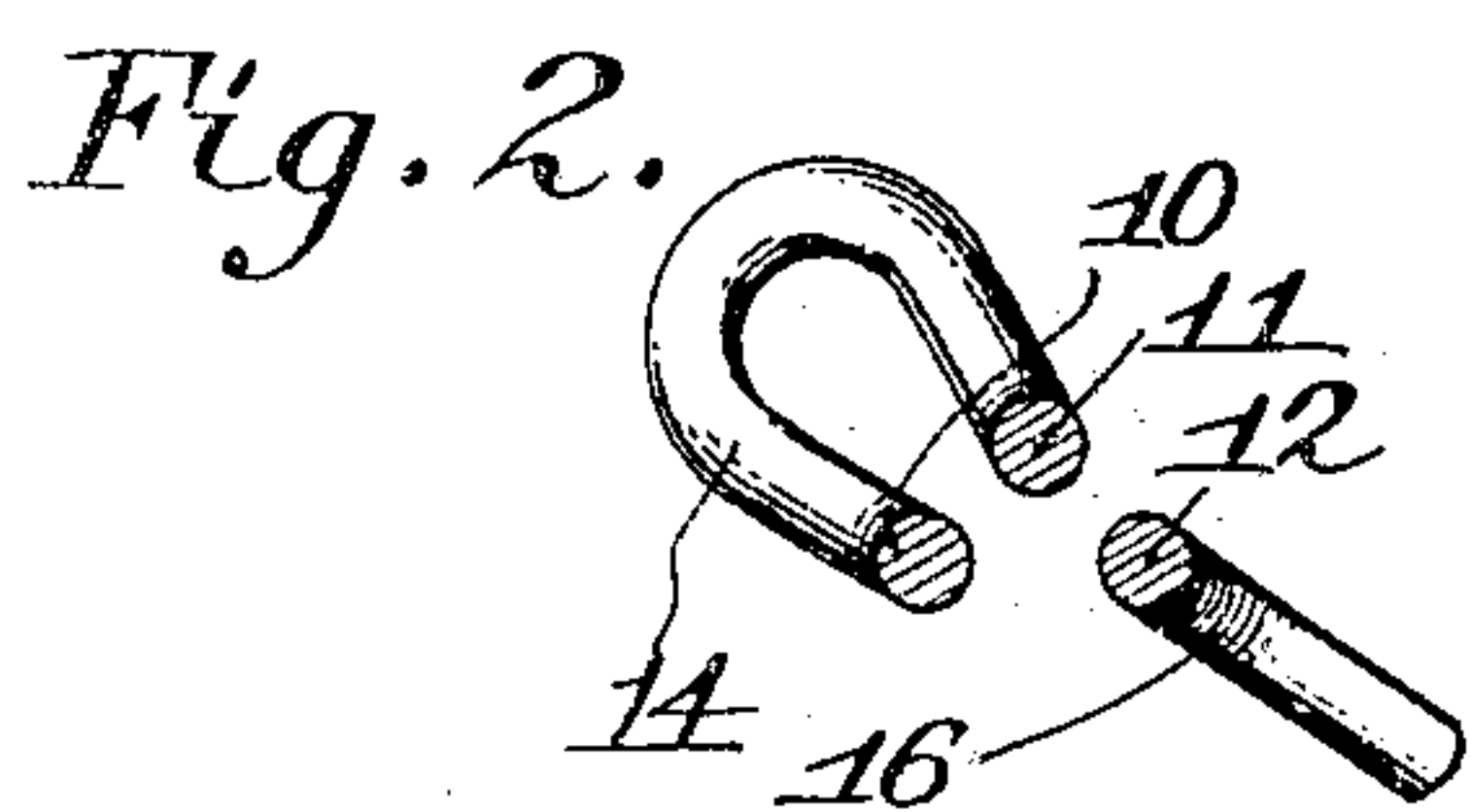
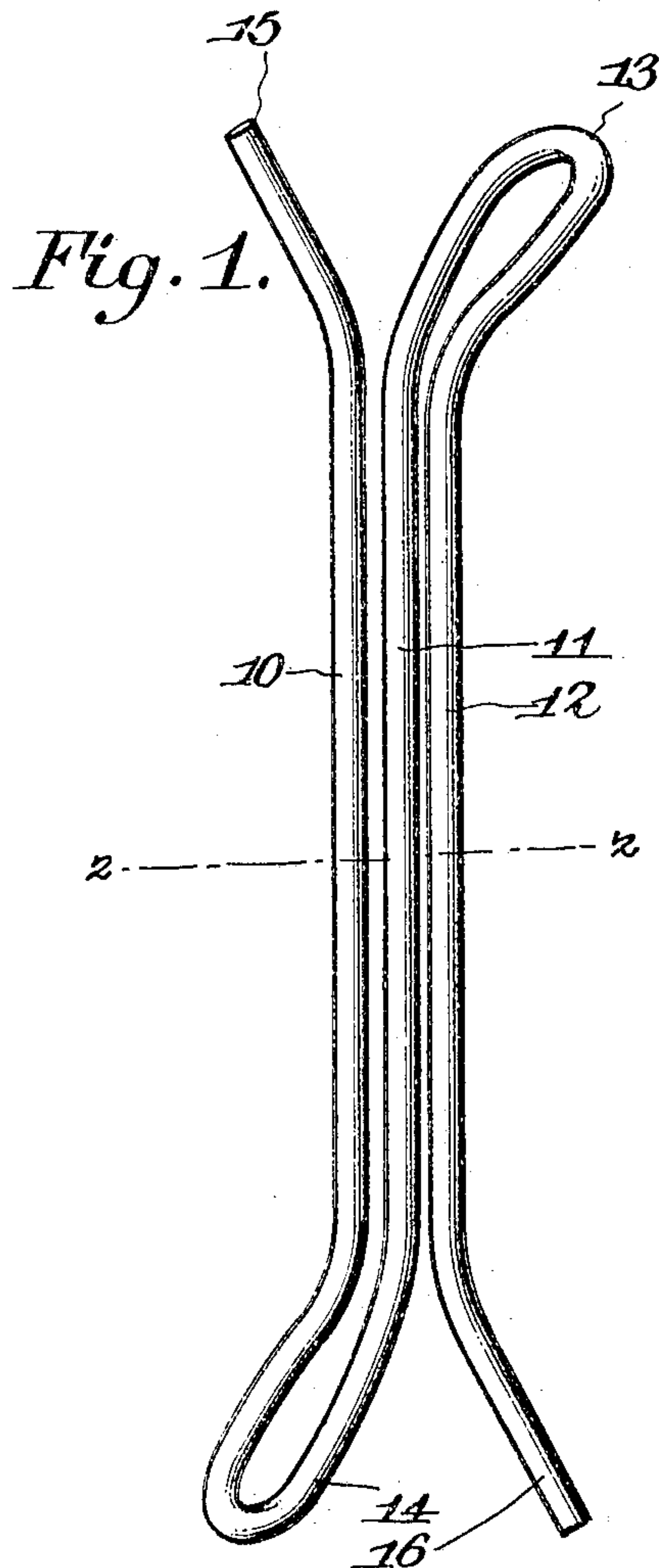
No. 787,987.

PATENTED APR. 25, 1905.

A. W. KRIEGER.

CLOTHES PIN.

APPLICATION FILED MAY 11, 1904.



Witnesses

E. H. Stewart
John E. Parker

Alfred W. Krieger, Inventor.

by

Chas. H. Snow & Co.

Attorneys

UNITED STATES PATENT OFFICE.

ALFRED W. KRIEGER, OF SANTA ROSA, TERRITORY OF NEW MEXICO.

CLOTHES-PIN.

SPECIFICATION forming part of Letters Patent No. 787,987, dated April 25, 1905.

Application filed May 11, 1904. Serial No. 207,426.

To all whom it may concern:

Be it known that I, ALFRED W. KRIEGER, a citizen of the United States, residing at Santa Rosa, in the county of Leonard Wood and Territory of New Mexico, have invented a new and useful Clothes-Pin, of which the following is a specification.

This invention relates to wire clothes-pins, and has for its principal object to provide a novel form of pin in which either end may be employed as a clamping member and in which a hook-like portion will be exposed for the reception of additional articles when the pin is in clamping position.

With these and other objects in view, as will more fully hereinafter appear, the invention consists in certain novel features of construction and arrangement of parts hereinafter fully described, illustrated in the accompanying drawings, and particularly pointed out in the appended claim, it being understood that various changes in the form, proportions, size, and minor details of the structure may be made without departing from the spirit or sacrificing any of the advantages of the invention.

In the accompanying drawings, Figure 1 is a perspective view of a clothes-pin constructed in accordance with the invention. Fig. 2 is a sectional plan view of the same on the line 2 2 of Fig. 1. Fig. 3 is a plan view of the clothes-pin.

Similar numerals of reference are employed to indicate corresponding parts throughout the several figures of the drawings.

In constructing a clothes-pin in accordance with the invention a short piece of wire is bent to form three parallel arms 10, 11, and 12, said arms being parallel for the greater portion of their length, and in bending two loops 13 and 14 are formed, said loops being disposed at opposite ends of the clothes-pin. The loop 13 and the adjacent projecting end 15 of the wire are outwardly flared to permit the more convenient passage of the clothes-pin over the line and article to be held there-

to, and said loop is slightly spread in order to prevent the formation of a short turn, that would be likely to lessen the strength of the pin. At the opposite end of the clothes-pin the loop 14 and the adjacent end 16 of the wire are arranged in a manner similar to the loop 13 and end 15, but are disposed in a direction at right angles thereto.

In using the device either end is passed over the clothes-line and the article, and as the arms are disposed in parallel relation the clamping effect will be increased in proportion to the extent to which the pin is moved downward over the line, this being due, of course, to the fact that the arms will spread more readily at their spaced ends.

A further and important advantage found in the use of pins of this type is that when in position on the line the end 15 or the end 16, as the case may be, will be in position to receive an additional article of clothing without interfering with the use of the pin for its original purpose, and it may further be employed as an additional support for another clothes-line crossing the line of the one on which the pin is clamped.

Having thus described the invention, what is claimed is—

A wire clothes-pin bent to form three arms of approximately equal length, all of said arms being disposed in parallel relation throughout the greater portion of their length, the wire end and the loop constituting one end of the pin being outwardly flared, and the similar portions of the opposite end of the pin being likewise flared, but in directions at right angles to the first, and the loops at each end of the pin being slightly spread.

In testimony that I claim the foregoing as my own I have hereto affixed my signature in the presence of two witnesses.

ALFRED W. KRIEGER.

Witnesses:

HENRY KRIEGER,
L. M. SHELLEY.