

No. 786,271.

PATENTED APR. 4, 1905.

J. S. DESMARAIS.
ALBUM OR BOOK AND STAND THEREFOR.

APPLICATION FILED NOV. 29, 1904.

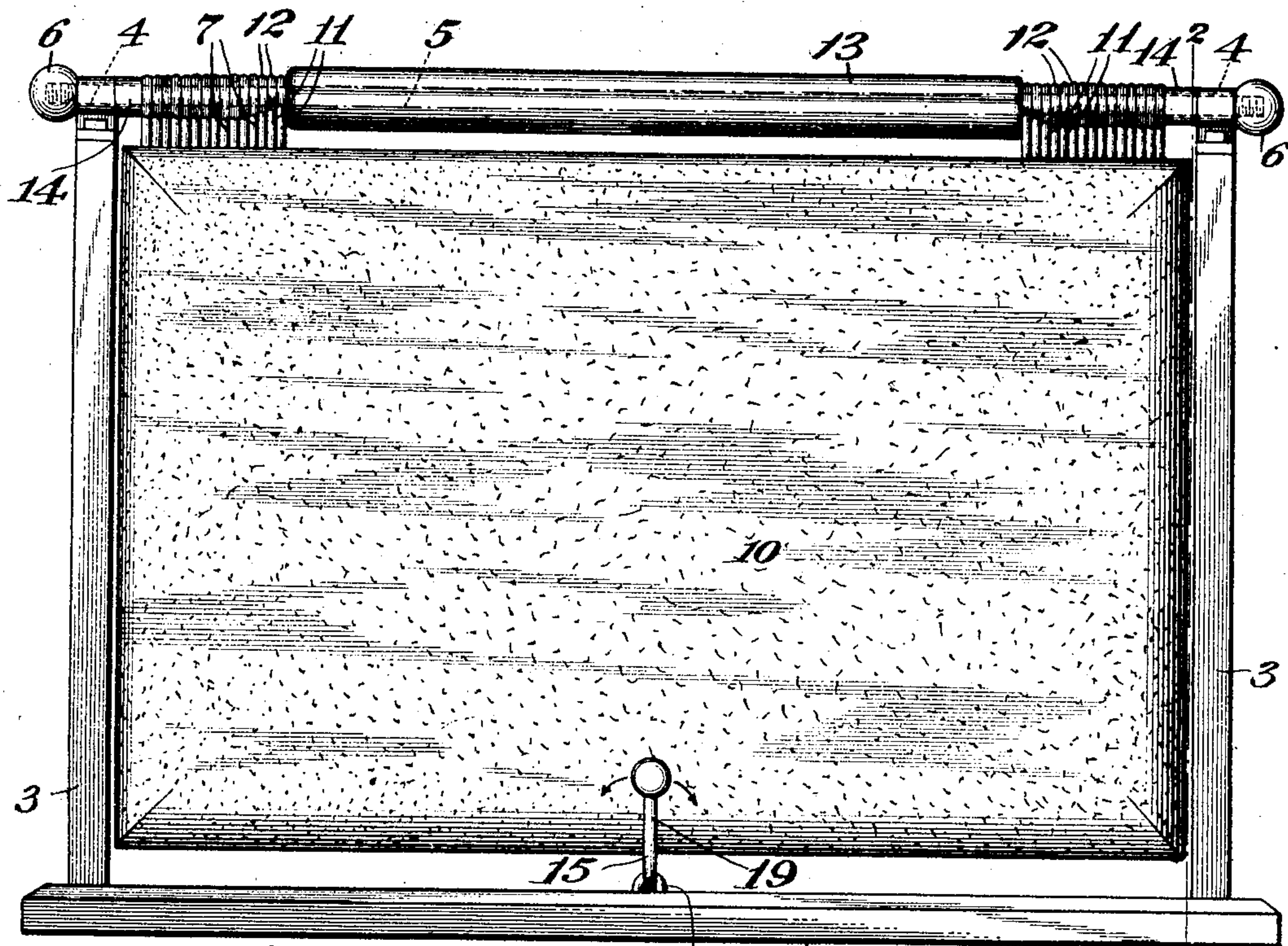


Fig. 1.

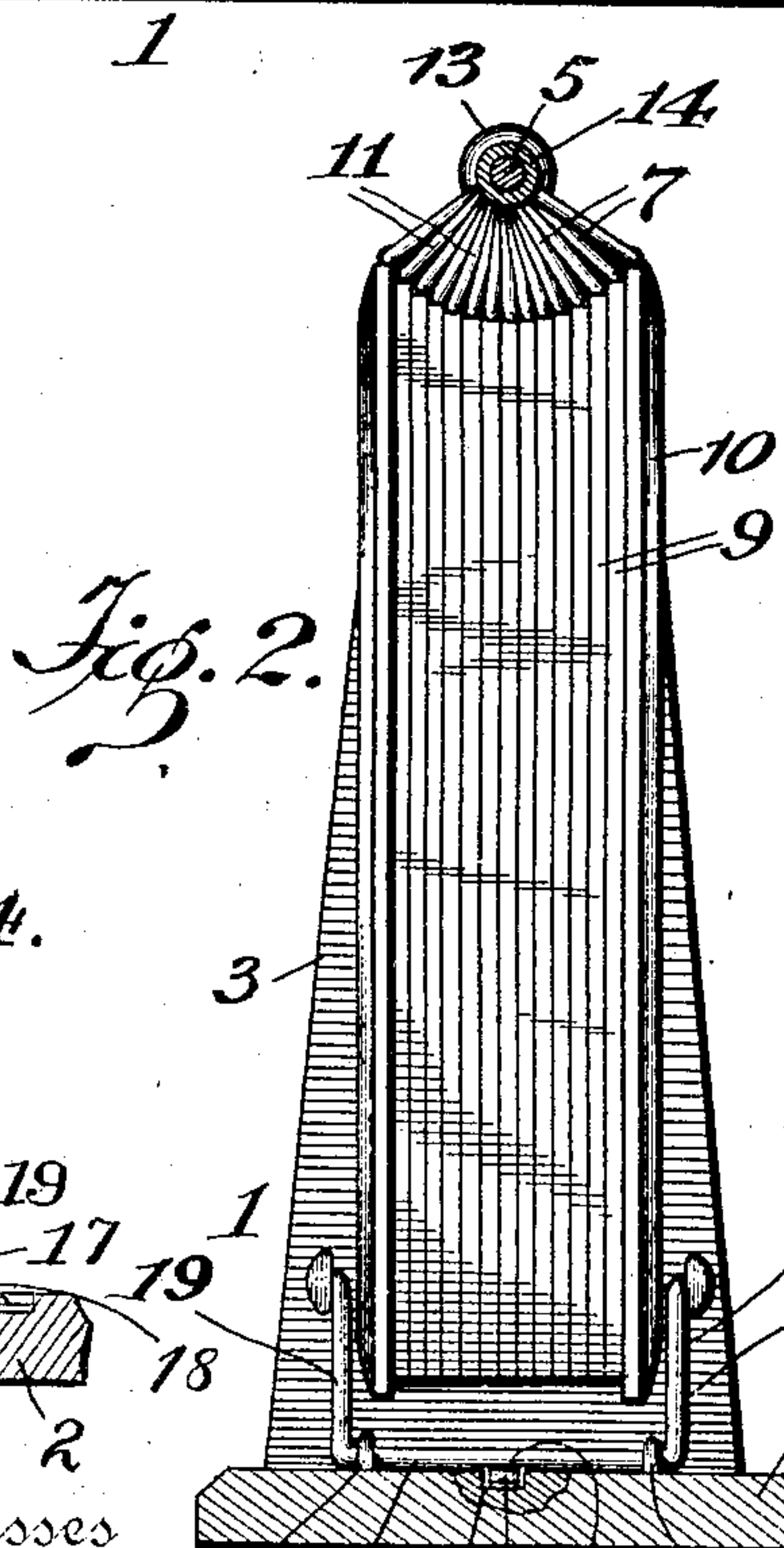


Fig. 2.

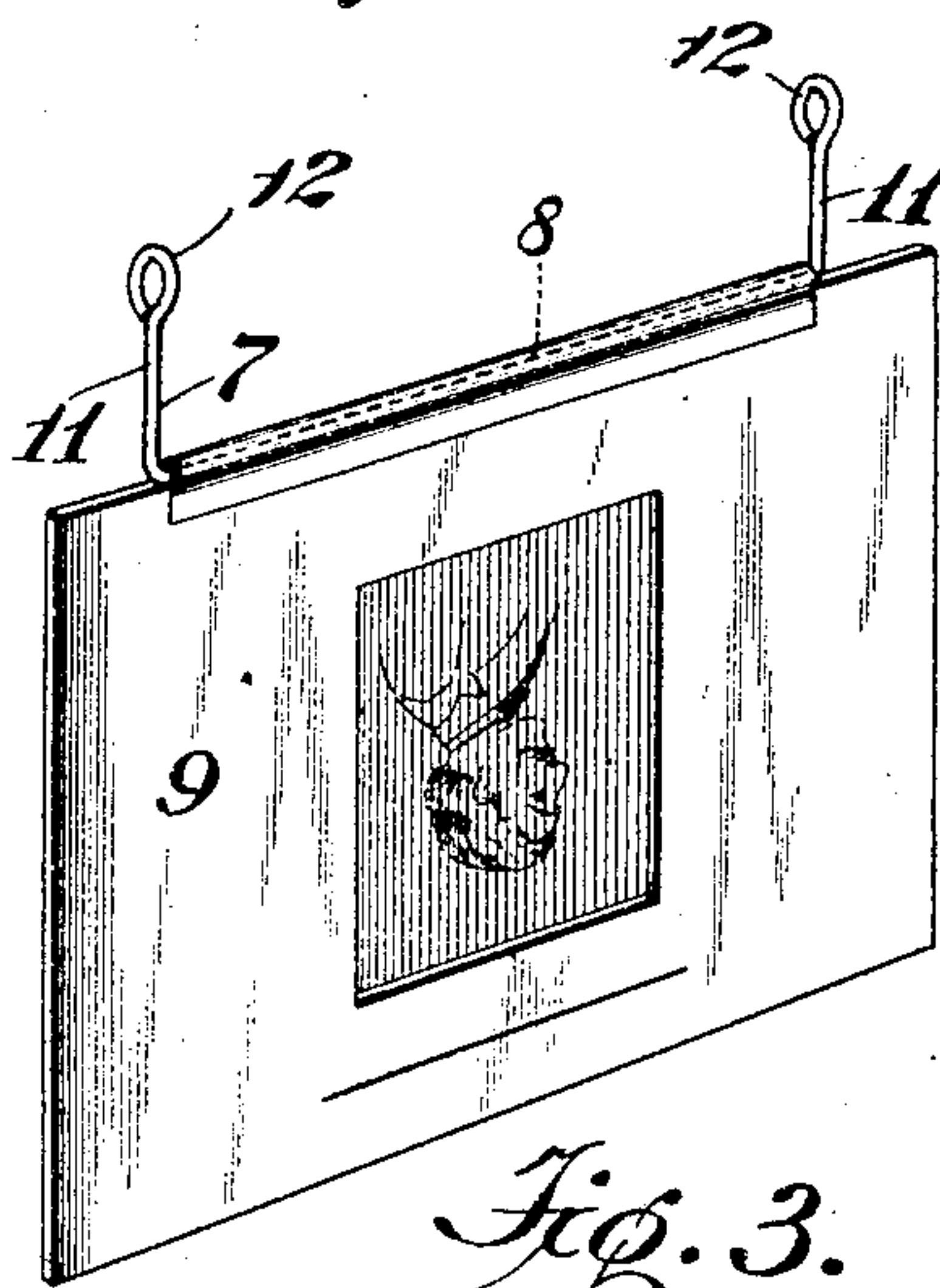


Fig. 3.

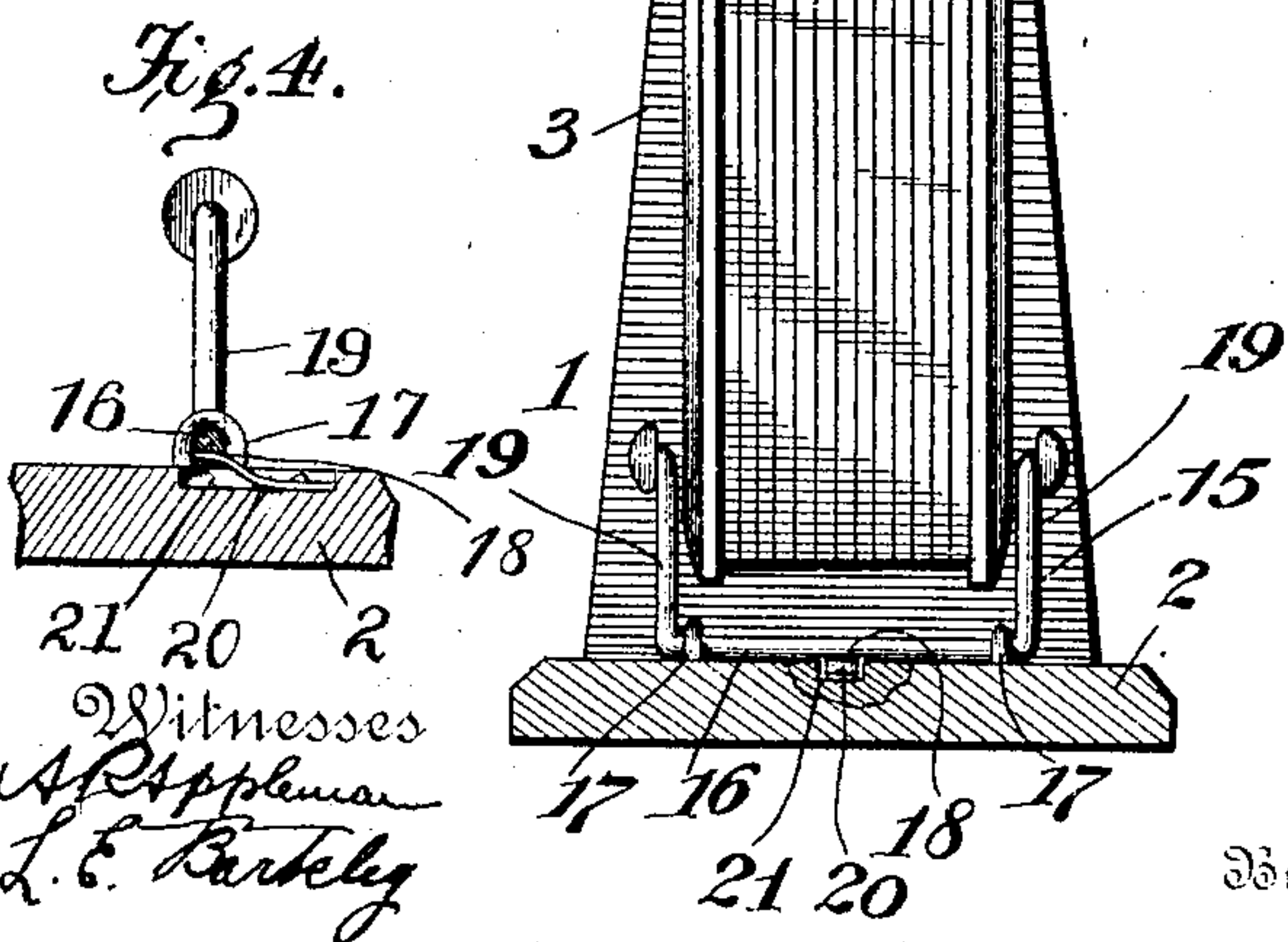


Fig. 4.

Witnesses
A. Appleman
L. E. Bartley

Inventor
John S. Desmarais
Attorney James Appleman

UNITED STATES PATENT OFFICE.

JOHN S. DESMARAIS, OF BROOKLYN, NEW YORK.

ALBUM OR BOOK AND STAND THEREFOR.

SPECIFICATION forming part of Letters Patent No. 786,271, dated April 4, 1905.

Application filed November 29, 1904. Serial No. 234,808.

To all whom it may concern:

Be it known that I, JOHN S. DESMARAIS, a citizen of the United States, and a resident of Brooklyn, in the county of Kings and State of New York, have invented certain new and useful Improvements in Albums or Books and Stands Therefor, of which the following is a specification.

My invention relates to improvements in albums or books and stands therefor.

It has for its object to provide an album or book and stand for supporting it so that the leaves may be turned over independently in either direction to display the pictures or matter and so that when all are turned over in one direction the album or book will be in its normal closed condition.

A further object is to provide a device of the character set forth embodying advantages in point of perfect operation, simplicity, inexpensiveness, and general utility.

It consists in the construction, combination, and arrangement of parts, as more fully hereinafter described.

In the drawings, Figure 1 is a side elevation of my improved album and stand therefor. Fig. 2 is a sectional view on the line 2-2, Fig. 1, looking in the direction of the arrow. Fig. 3 is a detail of a leaf and its supporting-link. Fig. 4 is a detail sectional view.

Corresponding parts in all the figures are denoted by the same reference characters.

Referring to the drawings, 1 designates the stand, comprising a base 2, having uprights 3, provided with holes 4 in their upper ends, receiving the screw-threaded ends of a rod 5, said ends projecting out of said holes and having nuts 6 thereon, which bear against the uprights and lock said bar.

Graduated links 7 are rotatably supported on the rod 5, each comprising a horizontal portion 8, on which a leaf 9 of a book or album 10 is pivotally mounted, and arms 11 projecting at right angles thereto and provided with eyes 12, loosely engaging the rod 5.

A sleeve 13 is supported on the rod 5, its ends bearing against the arms of the inside link and serving as a handhold to lift the album or book stand, and sleeves 14 are supported on the ends of the rod 5 and bear against

the arms of the outside link and the uprights spacing said links therefrom and holding them in position on said bar.

For the purpose of locking the leaves together and restraining the album from rotation an oscillatory confining member 15 is provided, comprising a horizontal portion 16, mounted in bearings 17, and having a central flat surface 18 and end portions 19 at right angles thereto, adapted to engage and disengage the outside leaves of the book or album.

A leaf-spring 20 is secured to the base in a slot 21 beneath the confining member and engages and disengages the flat surface 18 thereof to lock or unlock said member.

The operation is as follows: It being assumed that the album or book is in its locked condition, to unlock it the arms of the restraining member are turned down, thereby releasing the leaves, and they may then be grasped and turned over to display the pictures or matter thereon, and to lock the album or book again it is only necessary to turn the arms of the restraining member up, so as to confine the leaves between them.

I do not desire to be understood as limiting myself to the details of construction and arrangement as herein described and illustrated, as it is manifest that variations and modifications may be made in the features of construction and arrangement in the adaptation of the device to various conditions of use without departing from the spirit and scope of my invention and improvements. I therefore reserve the right to all such variation and modification as properly fall within the scope of my invention and the terms of the following claims.

Having thus described my invention, I claim and desire to secure by Letters Patent—

1. A device of the character set forth comprising a stand having uprights, a rod supported thereby, links rotatably supported on said rod and an album or book having leaves pivotally supported on said links, substantially as described.

2. A device of the character set forth comprising a stand having uprights, a rod supported thereby, links having eyes loosely engaging said rod and an album or book having

leaves pivotally supported on said links, substantially as described.

3. A device of the character set forth comprising a stand, an album or book rotatably supported thereon, a U-shaped restraining member pivotally secured to the stand and adapted to engage and disengage the album or book and means for locking the restraining member, substantially as described.

4. A device of the character set forth comprising a stand, an album or book rotatably supported thereon, a U-shaped restraining member pivotally secured to the stand and adapted to engage and disengage the album or book and a spring also secured to the stand and adapted to lock the restraining member, substantially as described.

5. A device of the character set forth comprising a stand having uprights, a rod supported thereby, graduated U-shaped links rotatably supported on said rod and an album or book having leaves pivotally supported on said links, substantially as described.

6. In a device of the character described, a stand having uprights, a rod supported by the uprights, links rotatably supported by the rod and leaves supported by the links, each of the links comprising a horizontal portion to which a leaf is attached and arms formed therewith at right angles thereto, said arms terminating in eyes adapted to engage the rod.

7. In a device of the character described, a stand, leaves rotatably supported thereby, a retaining member for the leaves pivotally secured to the stand, an under portion of the member being flattened, and a spring secured to the stand and adapted to bear against the flattened portion of the member.

Signed at New York, in the county of New York and State of New York, this 9th day of November, A. D. 1904.

JOHN S. DESMARAIS.

Witnesses:

J. HENRY MACHOLD,
GUS. A. KLIMEK.