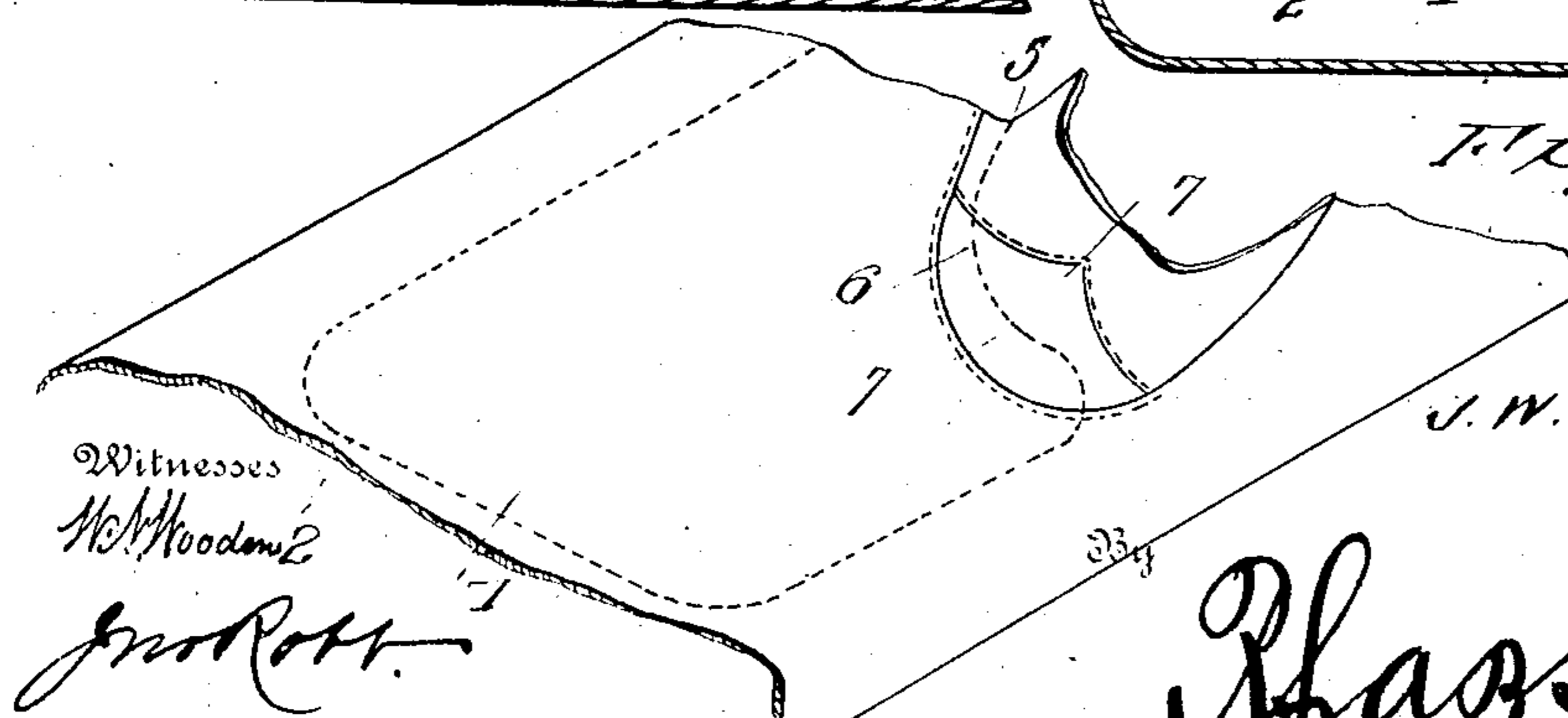
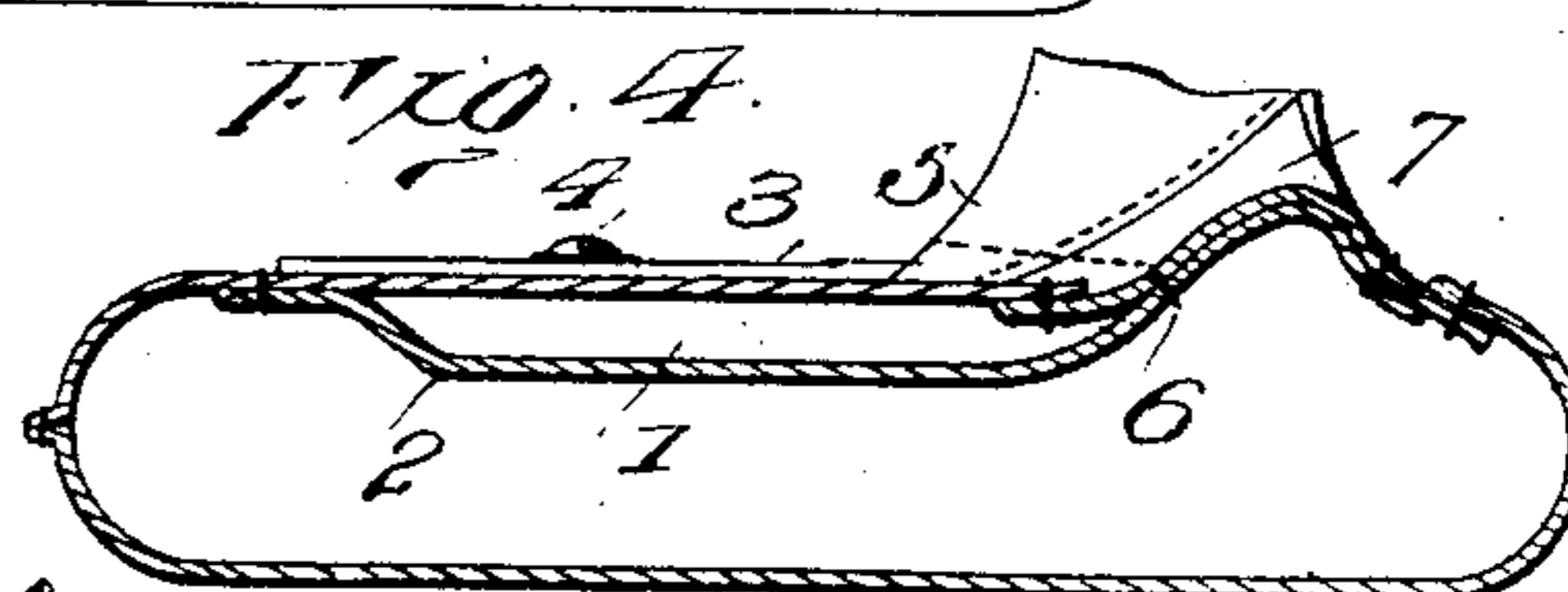
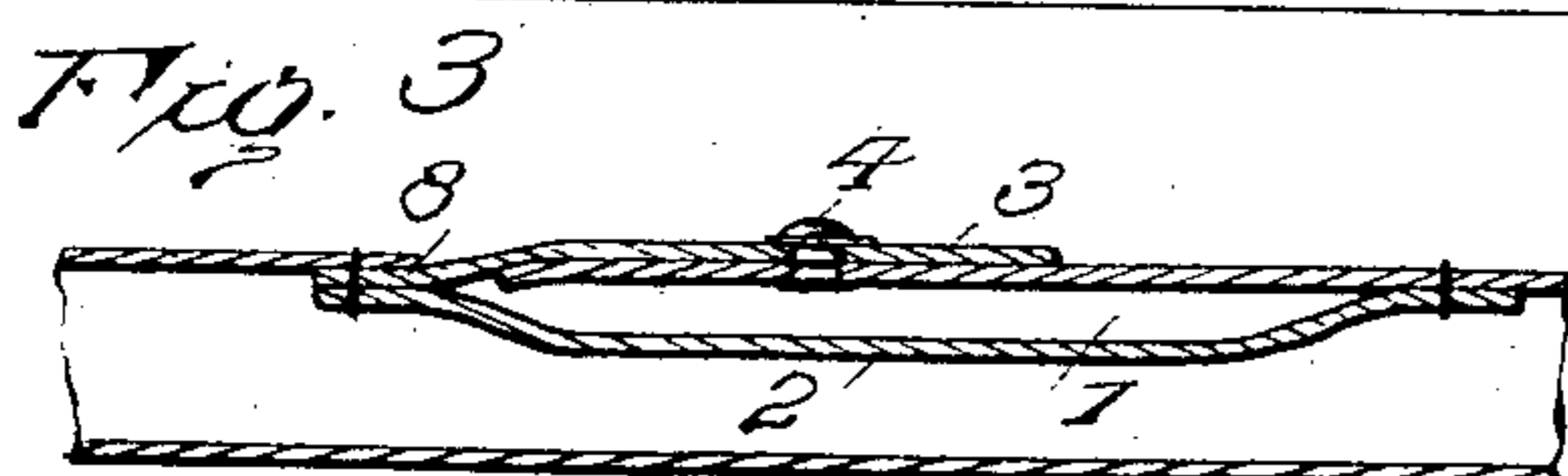
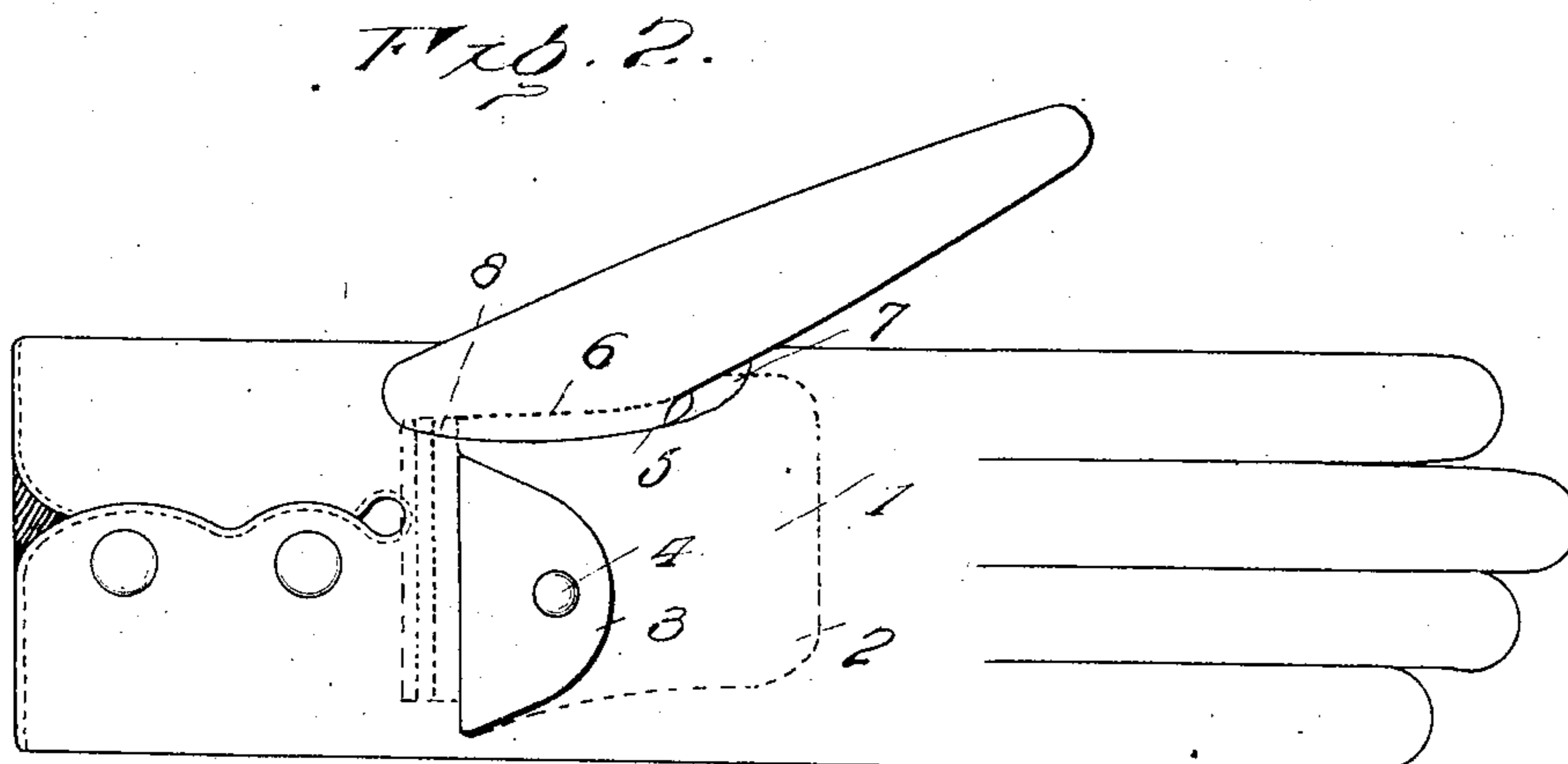
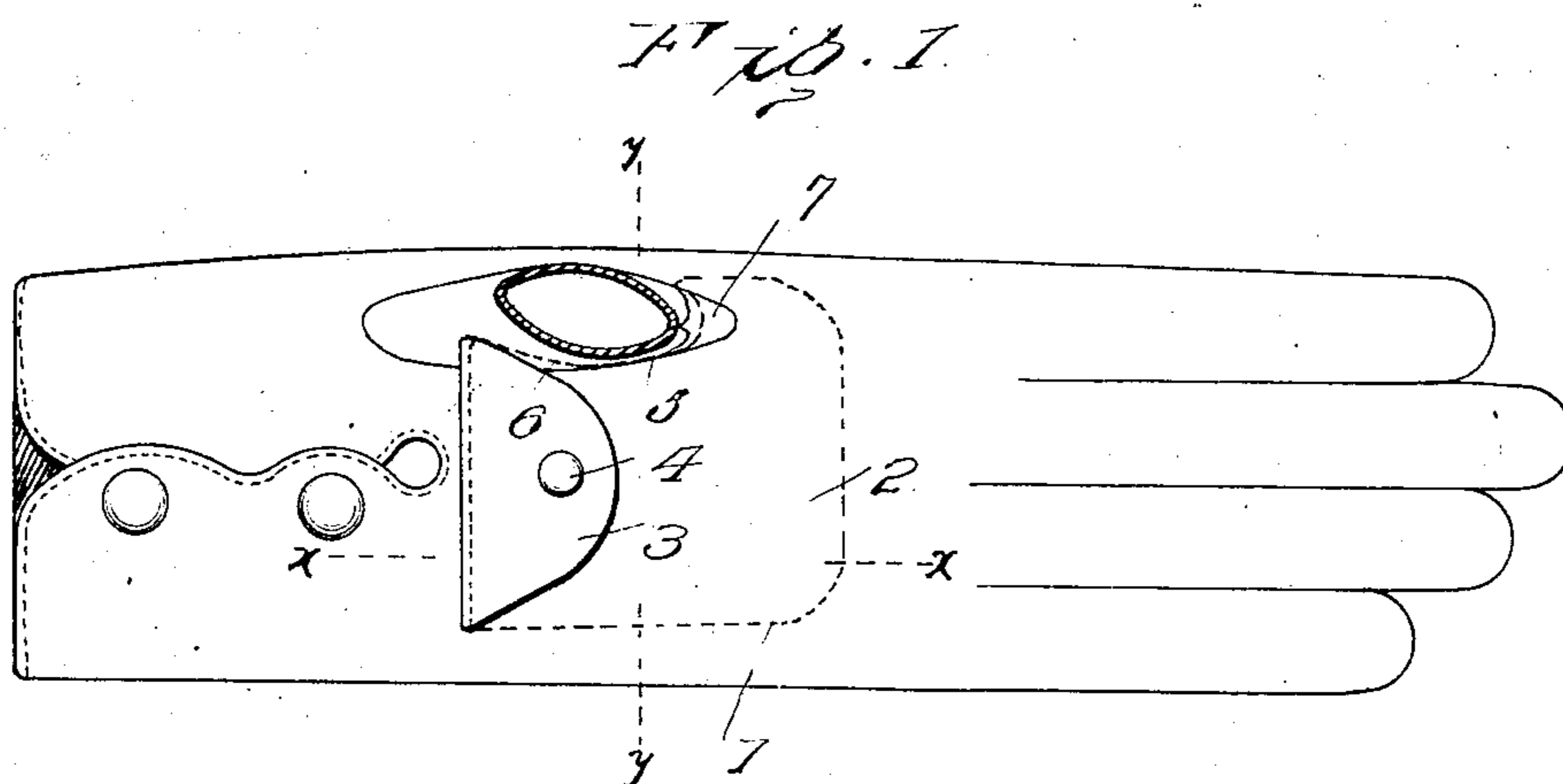


No. 786,006.

PATENTED MAR. 28, 1905.

J. W. COOPER.
POCKETED GLOVE.
APPLICATION FILED NOV. 17, 1904.



Inventor

J. W. Cooper

Witnesses

W. W. Woodcock

Geo. Rott.

Phar. Racy, Attorneys

UNITED STATES PATENT OFFICE.

JOHN W. COOPER, OF BOSTON, MASSACHUSETTS.

POCKETED GLOVE.

SPECIFICATION forming part of Letters Patent No. 786,006, dated March 28, 1905.

Application filed November 17, 1904. Serial No. 233,181.

To all whom it may concern:

Be it known that I, JOHN W. COOPER, a citizen of the United States, residing at Boston, in the county of Suffolk and State of Massachusetts, have invented certain new and useful Improvements in Pocketed Gloves, of which the following is a specification.

This invention relates to gloves and mittens, and has for its object to combine therewith a receptacle, such as a pocket or purse, which will not only afford convenient means for carrying money, car-tickets, and sundry small articles, but which will materially strengthen the glove and reinforce it at a point subjected to great strain and wear. The pocket is formed by means of an extra piece stitched to the palm of the glove or mitten and extended beyond the seam formed between the thumb-cot and palm and stitched to the thumb-piece in such a manner and relative position as to reinforce the said seam, the entrance to the pocket being closed by means of a flap or other form of closure commonly employed in pocket-books, satchels, or the like, as fastening means.

For a full description of the invention and the merits thereof and also to acquire a knowledge of the details of construction of the means for effecting the result reference is to be had to the following description and accompanying drawings.

While the invention may be adapted to different forms and conditions by changes in the structure and minor details without departing from the spirit or essential features thereof, still some of the preferred embodiments are shown in the accompanying drawings, in which—

Figure 1 is a view of a glove as seen from the inner or palm side, the thumb being in section, the same embodying the invention. Fig. 2 is a front view of a glove having the pocket and closure differently arranged. Fig. 3 is a longitudinal section on the line *xx* of Fig. 1. Fig. 4 is a transverse section on the line *yy* of Fig. 1. Fig. 5 is a detail perspective view showing more clearly the connection between the thumb and body of the glove.

Corresponding and like parts are referred to in the following description and indicated

in all the views of the drawings by the same reference characters.

The invention is adapted for every style of hand-covering, such as a glove or mitten provided with a thumb. The receptacle forming the pocket or purse is located so as to occupy a position opposite the hollow of the hand when the glove or mitten is worn, thereby being practically concealed and causing no inconvenience to the wearer, while at the same time admitting of change or other articles being carried, so as to be readily accessible when required. In the provision of the pocket or receptacle it has been the aim to materially strengthen the glove. Hence the piece forming a side of the pocket is extended at one edge beyond the inner thumb-seam and stitched to the thumb-piece, thereby relieving the inner thumb-seam of the accustomed strain incident to the wearing and the pulling on and off of gloves.

The receptacle, pocket, or purse is indicated at 1 and is formed between the front of the glove and a piece 2, stitched thereto, said receptacle being arranged so as to come opposite to the palm or hollow of the hand. The piece 2 may be of any material, and the opening of the pocket may be located at any convenient point and provided with a suitable closure or fastening. As shown, the opening to the pocket is at the end thereof adjacent to the wrist and is closed by means of a flap 3, which is fastened by a snap 4 or analogous securing means. The edge portion of the piece 2 is extended so as to overlap the inner thumb-seam 5 and is stitched to the thumb, as shown at 6, the seam 6 extending around the outer side of the thumb-gore 7, as indicated most clearly in Fig. 5, thereby materially strengthening the seams connecting the thumb-gore 7 to the parts of the glove. As shown in Fig. 1, the opening to the pocket extends across the inner thumb-seam 5, and the flap and piece 2 correspondingly project across the thumb-seam, so as to reinforce and stay the same at the point subjected to great strain incident to stretching the mouth of the pocket when placing articles therein or removing them therefrom.

The construction shown in Fig. 2 is sub-

stantially the same as that illustrated in Fig. 1, the only difference being that the mouth of the pocket does not extend across the thumb-seam 5 and is projected nearer to the outer edge of the glove. The flap 3 has an inner extension 8, which overlaps the thumb-seam and is stitched to the thumb, thereby staying the glove at this point. Edge portions of the flap and piece 2 underlap the front of the glove at the side adjacent to the wrist and are stitched thereto, as shown most clearly in Figs. 2 and 3.

The pocket is admirably adapted for carrying change, car-tickets, and sundry small articles, and being located opposite to the hollow of the hand practically no annoyance is caused to the wearer and but very little inconvenience experienced, while at the same time the pocket may be concealed and the articles may be safely carried.

Having thus described the invention, what is claimed as new is—

A glove provided with a thumb stitched thereto, and having an approximately transverse slit forming an opening, an extra piece 25 attached to the inner side of the front of the glove and to the inner edge portion of the thumb to form a pocket and to reinforce and strengthen the thumb-seam, and a flap for closing the opening of the pocket attached to the front of the glove at the side of the slit adjacent to the wrist and at one end to the thumb, substantially as specified.

In testimony whereof I affix my signature in presence of two witnesses.

JOHN W. COOPER. [L. s.]

Witnesses:

V. B. HILLYARD,
IVAN HEIDEMAN.