

No. 785,843.

PATENTED MAR. 28, 1905.

R. WEIGEL.
GARMENT PIN.
APPLICATION FILED JAN. 11, 1905.

FIG. 1.

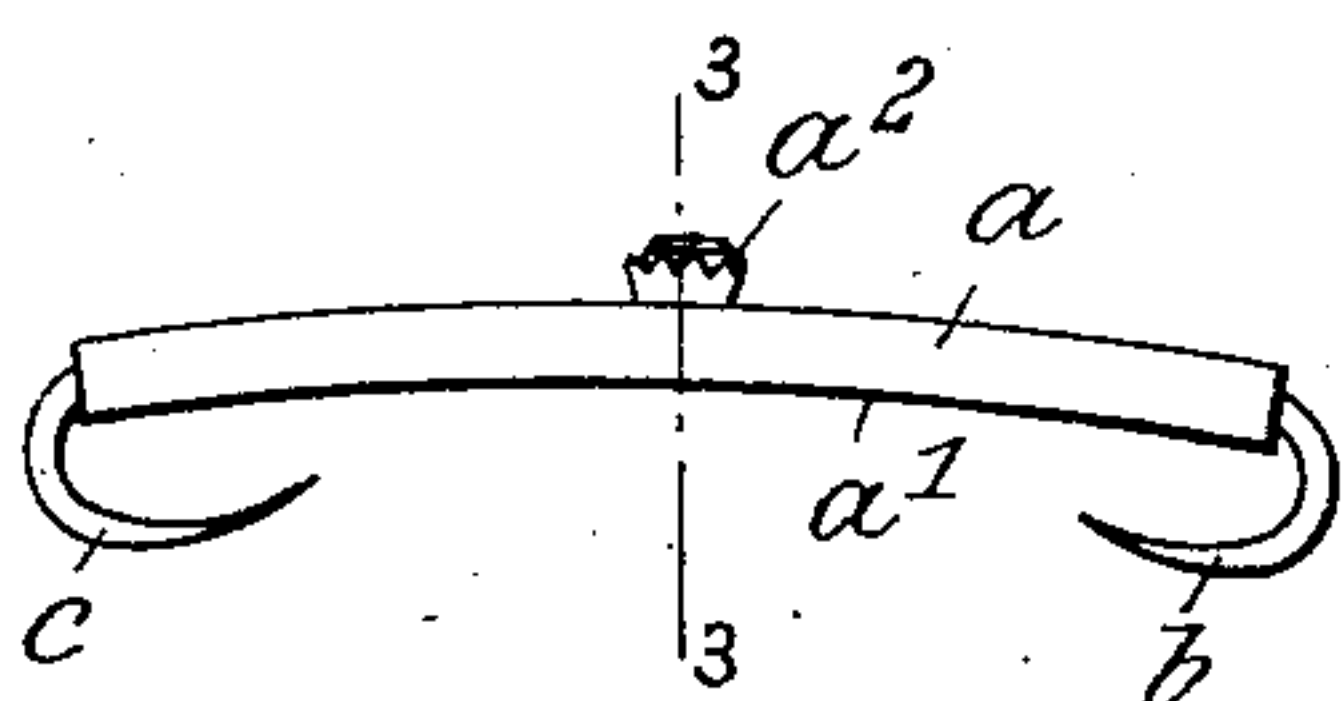


FIG. 2.

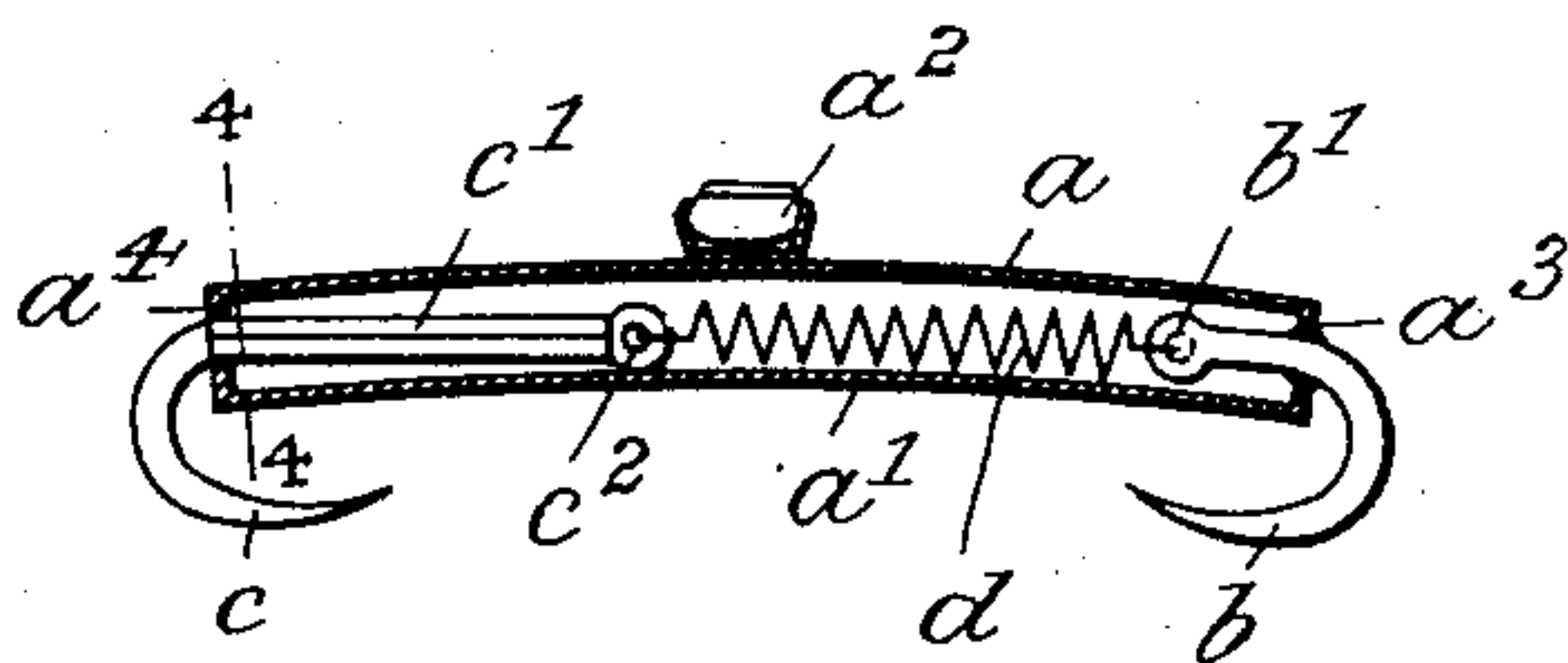


FIG. 3.

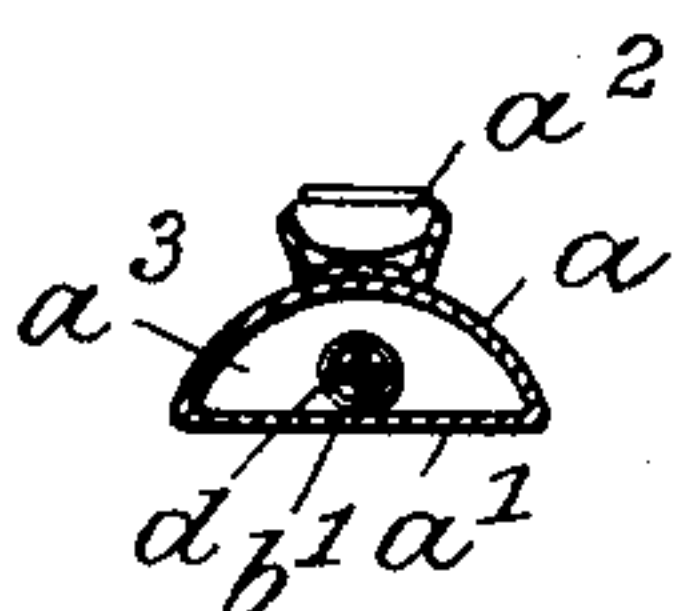
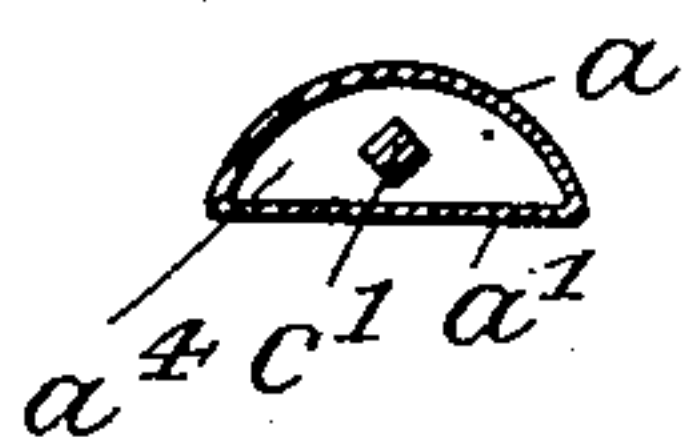


FIG. 4.



Witnesses:

Arthur Zuercher.
Fred. Wolfrecht.

Inventor:

Robert Weigel

by Paul H. Zuercher Att'y.

UNITED STATES PATENT OFFICE.

ROBERT WEIGEL, OF PASSAIC, NEW JERSEY.

GARMENT-PIN.

SPECIFICATION forming part of Letters Patent No. 785,843, dated March 28, 1905.

Application filed January 11, 1905. Serial No. 240,553.

To all whom it may concern:

Be it known that I, ROBERT WEIGEL, a citizen of the United States, residing at Passaic, Passaic county, State of New Jersey, have
5 invented new and useful Improvements in Garment-Pins, of which the following is a specification.

This invention relates to a garment-pin which may be readily attached and removed
10 and which is not apt to become accidentally unfastened.

In the accompanying drawings, Figure 1 is a side view of a garment-pin embodying my invention. Fig. 2 is a longitudinal section,
15 partly in elevation, thereof; Fig. 3, an enlarged cross-section on line 3 3, Fig. 1; and Fig. 4, a cross-section on line 4 4, Fig. 2.

The casing *a* of the garment-pin is of semi-tubular form in cross-section and is slightly
20 curved from end to end, so that the base *a'* of the pin lies snugly against the body of the wearer. If desired, any desirable jewelry-setting *a²* may be mounted on the casing. To
25 one of the end plates *a³* of casing *a* is secured a fixed hook *b*, the shank of which extends into the casing and is here provided with an eye *b'*. The second end plate *a⁴* of the casing has a squared opening for the reception of the correspondingly-squared stem *c'* of a
30 slidable hook *c*, which is thus prevented from

turning. The squared stem *c'* also extends into casing *a* and is here provided with an eye *c²*. A coiled spring *d*, engaging the eyes *b' c²*, tends to normally draw the hook *c* inward, its outward movement being limited
35 by the engagement of the eye *c²* with the end plate *a⁴*.

To attach the pin, the hook *c* is drawn out, both hooks are inserted into the garment, and then the hook *c* is released to be drawn inward by its spring, and to thus secure the pin
40 in position. A reverse manipulation of the parts will detach the pin from the garment.

What I claim is—

A garment-pin provided with a curved
45 semicylindrical casing having a squared opening, a fixed hook secured to one end of the casing and having an inwardly-projecting shank, a movable hook having a squared shank that engages the squared opening, and
50 a spring connecting the hook-shanks, substantially as specified.

Signed by me, at New York city, Manhattan, New York, this 10th day of January, 1905.

ROBERT WEIGEL.

Witnesses:

WILLIAM SCHULZ,
FRANK V. BRIESEN.