

No. 785,429.

PATENTED MAR. 21, 1905.

W. J. METCALF.
COMB.

APPLICATION FILED SEPT. 29, 1904.

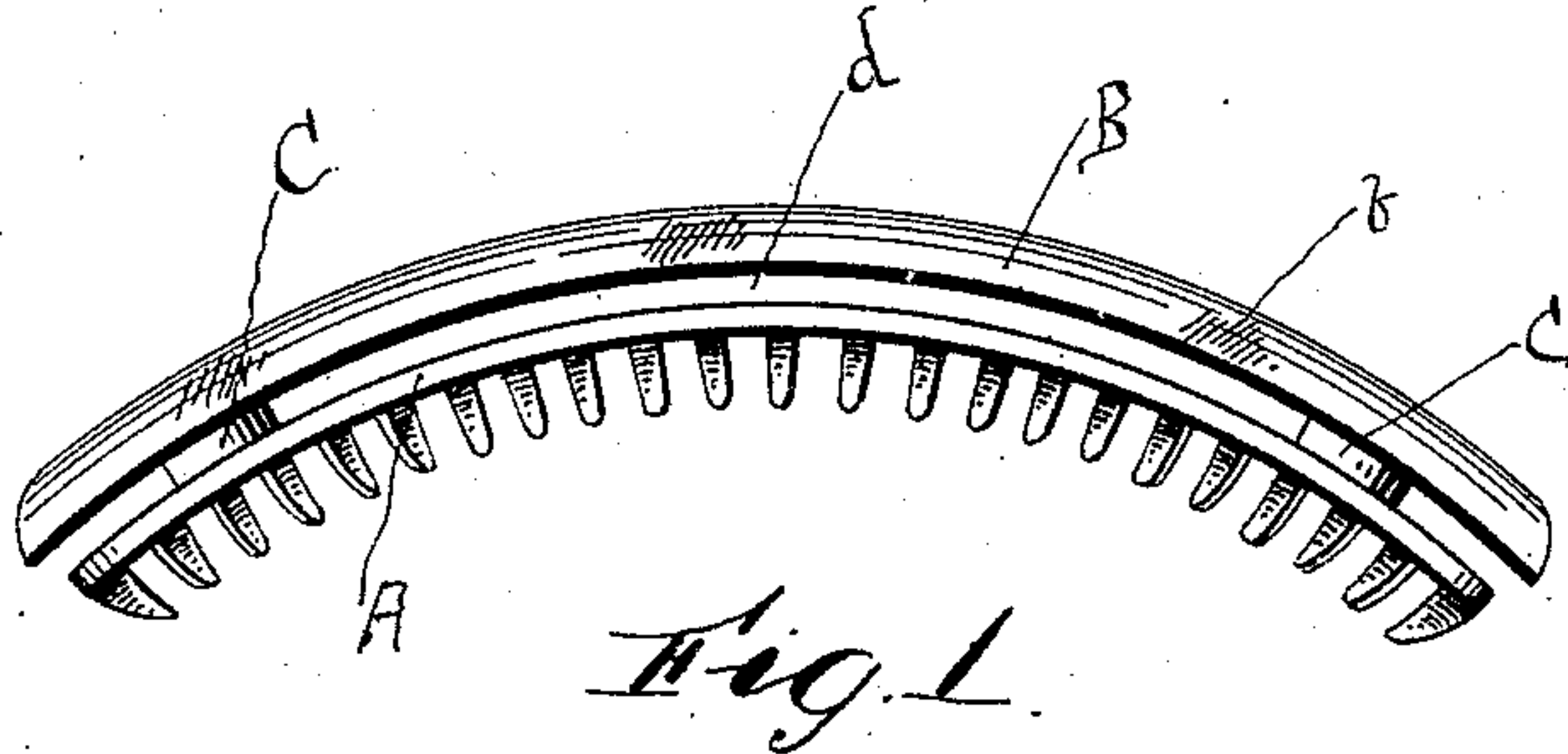


Fig. 1.

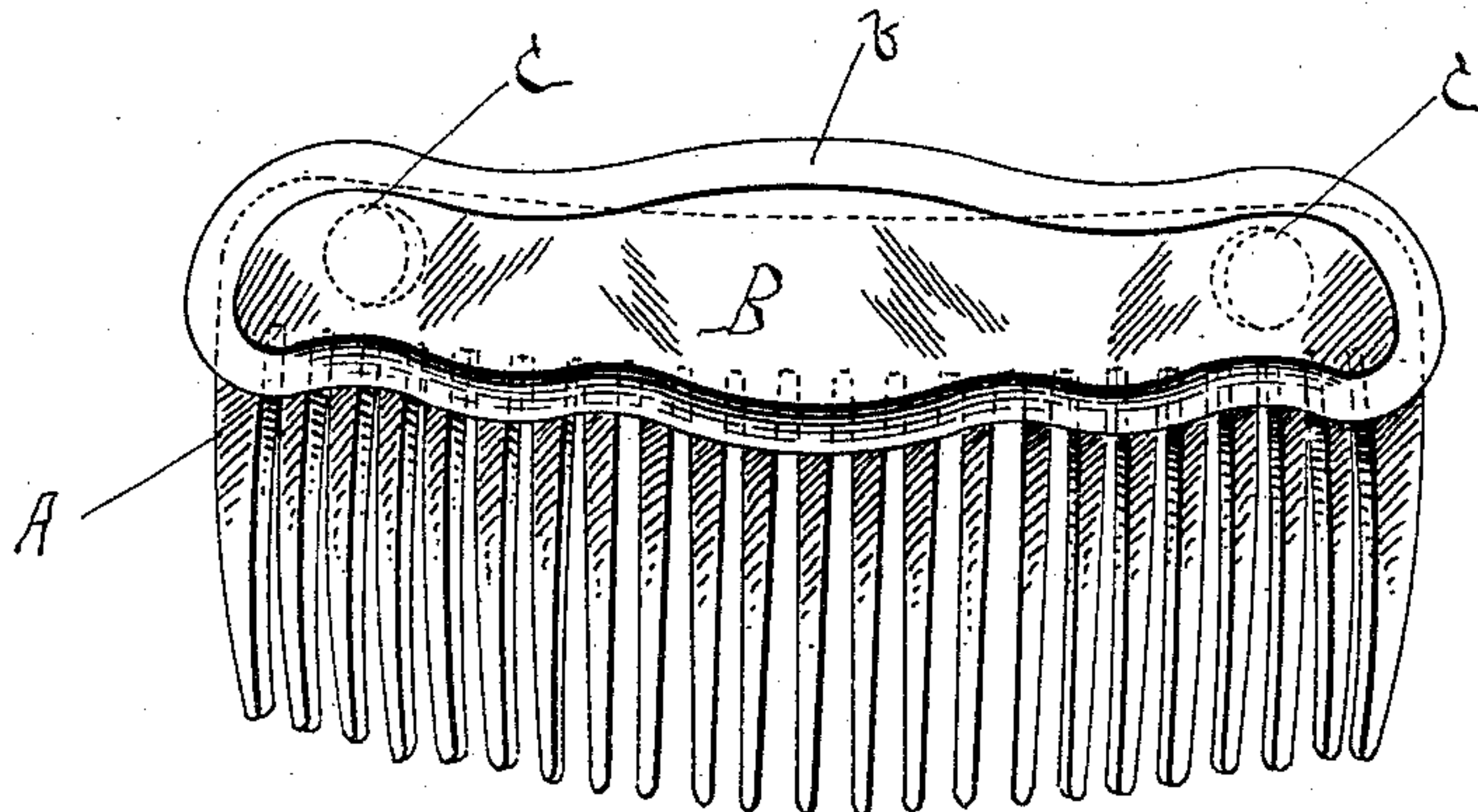


Fig. 2.

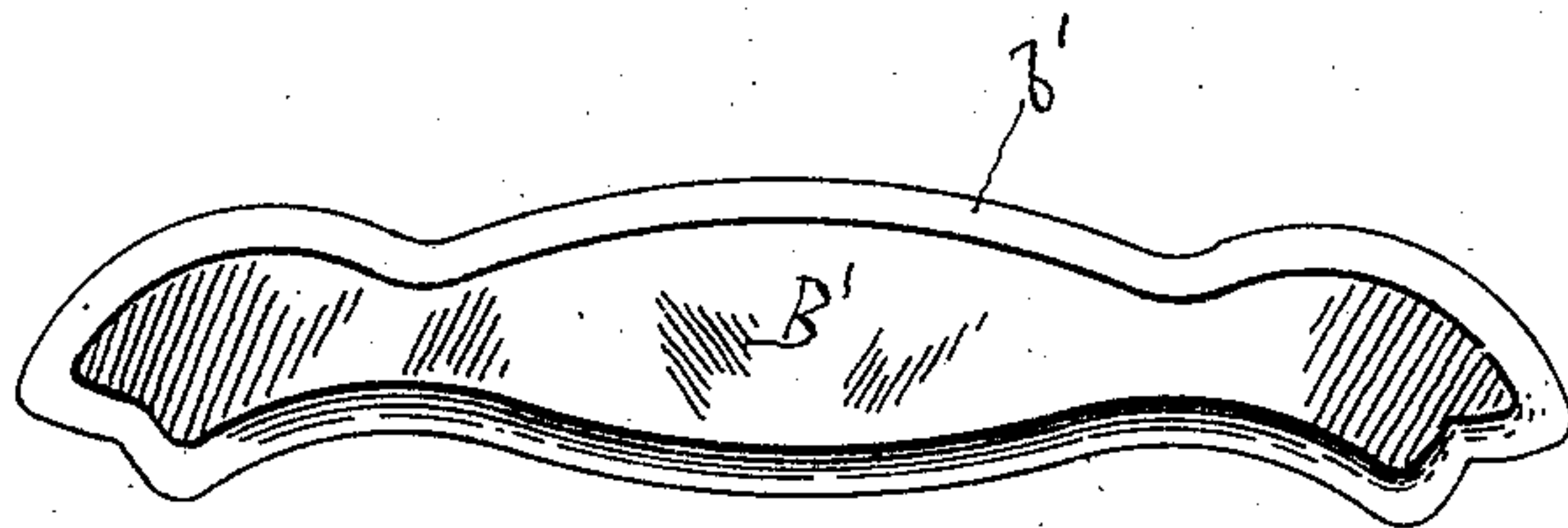


Fig. 3.

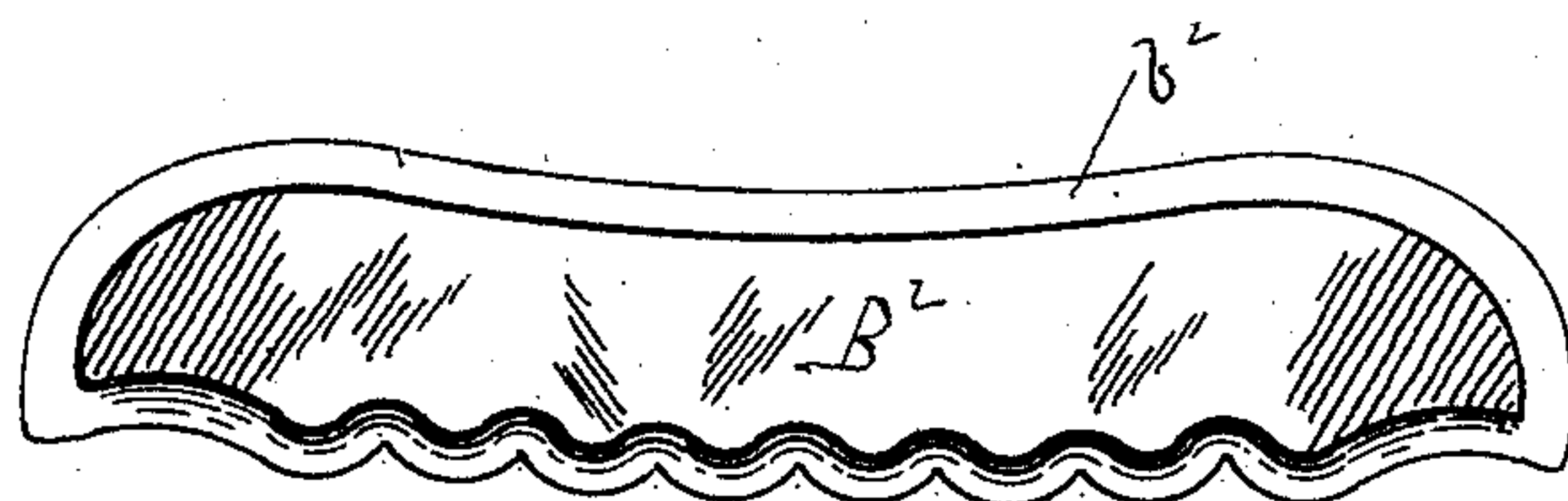


Fig. 4.

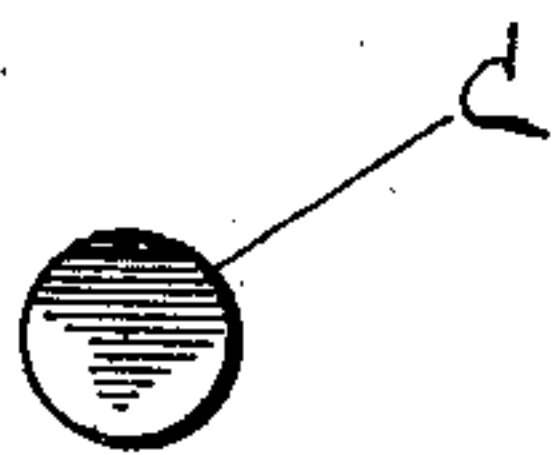


Fig. 5.

Witnesses:

C. F. Wilson

M. H. Whitbrook

Inventor:
Walton J. Metcalf

By his Attorney

Oscar A. Taft

UNITED STATES PATENT OFFICE.

WALTON J. METCALF, OF LEOMINSTER, MASSACHUSETTS.

COMB.

SPECIFICATION forming part of Letters Patent No. 785,429, dated March 21, 1905.

Application filed September 29, 1904. Serial No. 226,572.

To all whom it may concern:

Be it known that I, WALTON J. METCALF, of Leominster, in the county of Worcester and Commonwealth of Massachusetts, have invented certain new and useful Improvements in Combs; and I do hereby declare that the following is a full, clear, and exact description of the same.

This invention relates to toilet articles, and particularly to a class thereunder known as "combs."

An object of this invention is to provide a comb having novel means for engaging the hair to prevent displacement of the comb, the said retaining means being highly ornamental and having a surface for the attachment of metal ornaments.

Furthermore, an object of the invention is to produce a comb provided with novel means for permitting the attachment of hair-ribbons or like fabrics, the said comb carrying the ribbon in order that the said ribbon will be applied with the placing of the comb in the hair.

A further object of the invention is to provide a comb and attachment of the character noted so joined together that one may have a certain yielding action with regard to the other, the securing means between the comb and attachment being studs projecting from the faces of the section and so positioned as to be hidden from view when the device is applied to the hair.

Finally, an object of this invention is to produce a comb and an attachment which will prove efficient and satisfactory in use, simple in construction, and comparatively inexpensive to manufacture.

With the foregoing and other objects in view the invention consists in the details of construction and in the arrangement and combination of parts to be hereinafter more fully set forth and specifically claimed.

In describing the invention in detail reference will be had to the accompanying drawings, forming part of this specification, wherein like characters denote corresponding parts in the several views, and in which—

Figure 1 is a view in elevation, illustrating the rear edge of a comb with the invention

applied thereto. Fig. 2 is a top plan view of the same. Fig. 3 is a plan view of a slightly-modified form of attachment. Fig. 4 is a similar view of a further modification. Fig. 5 is a plan view of the stud for connecting the comb and the attachment.

In the drawings, A indicates the comb, which is preferably curved longitudinally to fit the contour of the head of the wearer, though the shape of the body of the comb or the teeth is immaterial and may be made to suit the fancy of the manufacturer or user.

The attachment B consists of a plate of highly-finished ornamental material, with a beading or edge *b* of irregular contour, it being observed that the field or space inclosed by the beading may contain any suitable metallic or other ornaments, or, if desired, the beading itself may be suitably ornamented. Studs or posts C are utilized as means for securing the attachment B to the comb, and it is desirable that the attachment shall have the same contour as the comb in order that it will lie parallel thereto. By reason of the use of the studs or posts there is a space *d* between the comb and the attachment. Ribbon or other ornamental fabric may be laced through this space, so that the said ornamental fabric may be applied and removed with the comb.

In the modifications shown in Figs. 2 and 3 the attachments B' B², respectively, are the same in construction as the attachment B, with the exception of the configuration of the edges of the attachments, the beadings *b'* and *b²*, respectively, being slightly modified.

In all of the forms illustrated it is desirable that the attachments shall be slightly larger than the head of the comb in order that the said attachment may extend over the heads of the teeth and cover the hair where it comes in contact with the heads of the teeth in order to give a more finished appearance.

The construction, operation, and advantages will, it is thought, be understood from the foregoing description, it being noted that various changes may be resorted to in the proportions and details of construction for successfully carrying the invention into practice without departing from the scope thereof.

Having fully described my invention, what I claim as new, and desire to secure by Letters Patent, is—

In a device of the character described, a
5 comb, a plate arranged a suitable distance
above and parallel with the head of the comb,
said plate being of greater area than the head,
and studs interposed between the head of the

comb and plate near each end thereof and se-
cured permanently to the head and plate for 10
holding the plate in its position.

WALTON J. METCALF.

Witnesses: .

MAUDE B. RUGG,
O. A. TAFT.