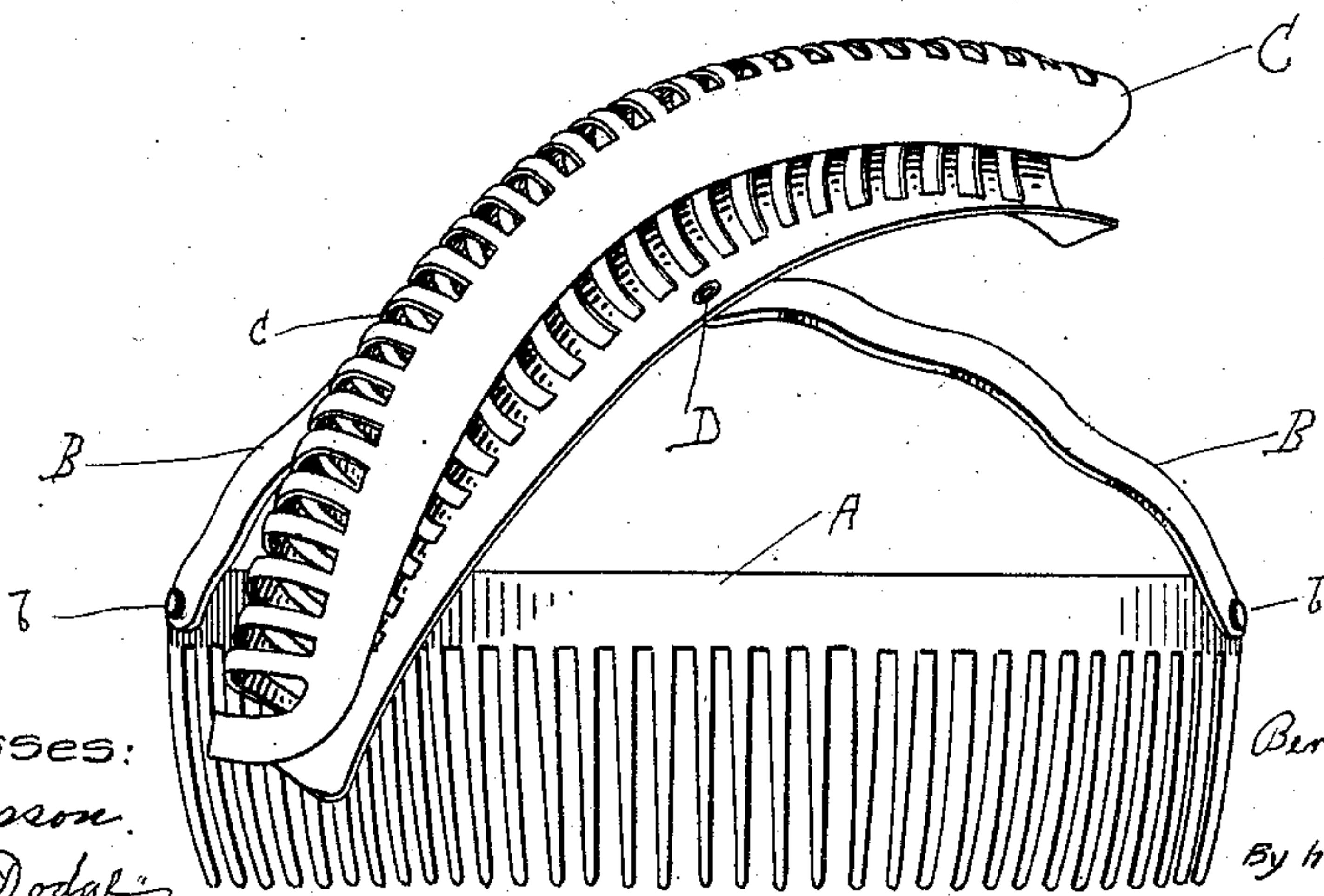
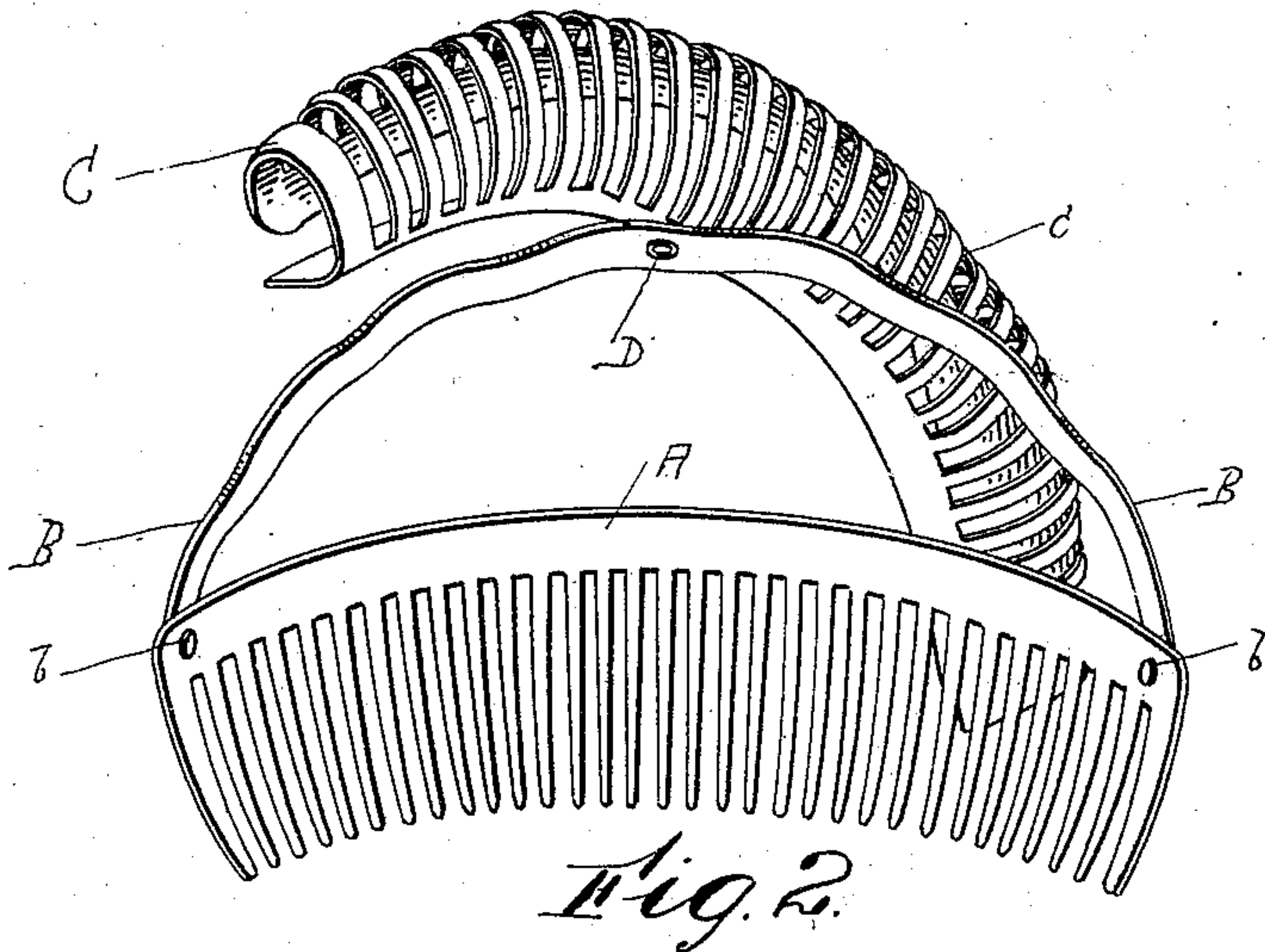
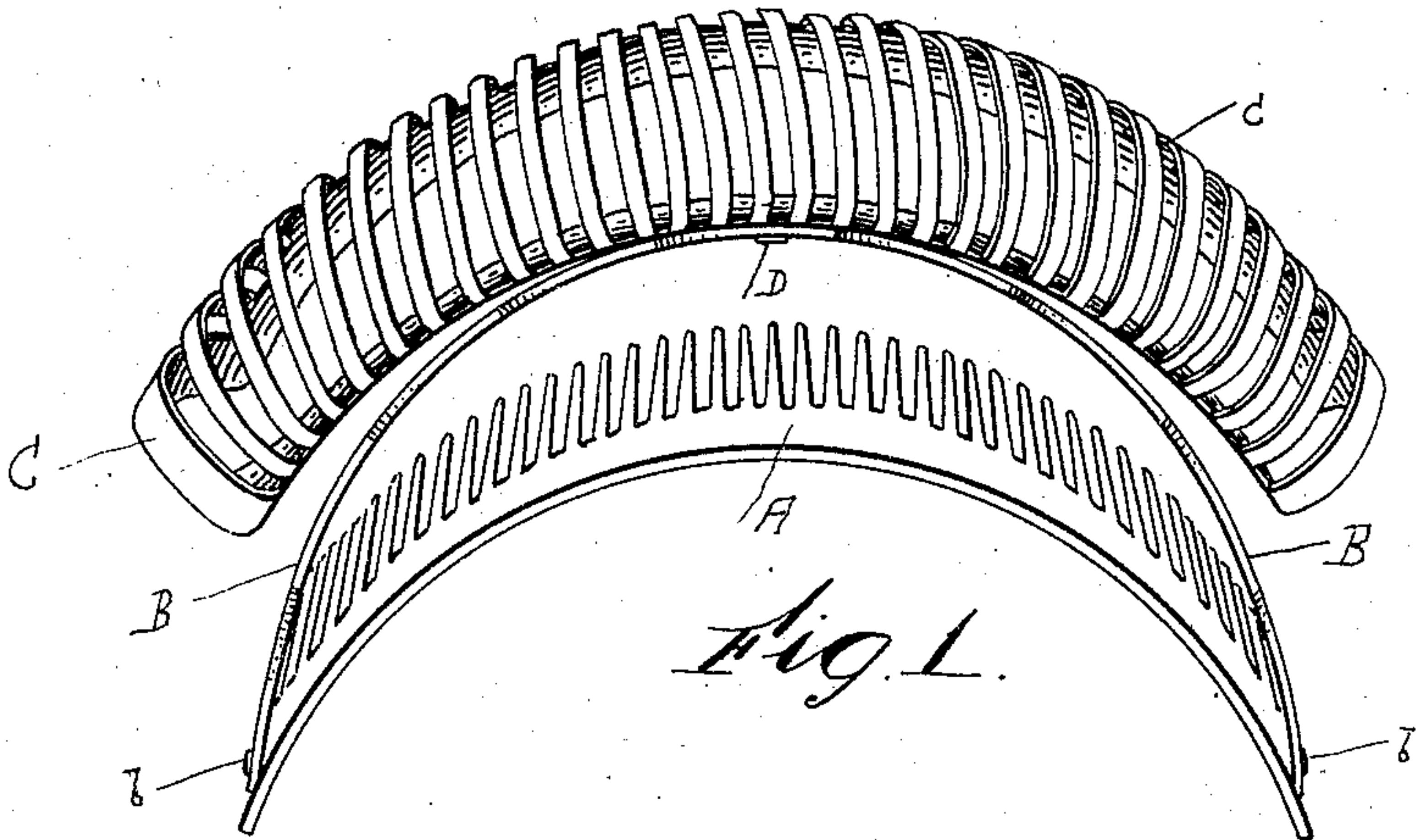


No. 785,412.

PATENTED MAR. 21, 1905.

B. W. DOYLE.
ADJUSTABLE POMPADOUR PUFF COMB.
APPLICATION FILED JUNE 21, 1904.



Witnesses:
C. F. Messon.
E. M. Dodge.

Inventor:
Bernard W. Doyle
By his Atty.
Oscar A. Taft.

UNITED STATES PATENT OFFICE.

BERNARD W. DOYLE, OF LEOMINSTER, MASSACHUSETTS.

ADJUSTABLE POMPADOUR-PUFF COMB.

SPECIFICATION forming part of Letters Patent No. 785,412, dated March 21, 1905.

Application filed June 21, 1904. Serial No. 213,495.

To all whom it may concern:

Be it known that I, BERNARD W. DOYLE, of Leominster, in the county of Worcester and State of Massachusetts, have invented certain
5 new and useful Improvements in Adjustable Pompadour-Puff Combs; and I do hereby declare that the following is a full, clear, and exact description of the same.

This invention relates to toilet articles, and
10 particularly to a class thereunder known as "combs."

An object of this invention is to produce a comb which is utilized for the purpose of forming and supporting the hair in pompa-
15 dour form, this invention being particularly designed for the purpose of affording different adjustments of the supporting device with relation to the comb or base, the supporting device being capable of adjustment to incline
20 to the right or left, and it may be set to parallel the contour of the head.

A further object of this invention is to provide novel means for accomplishing the result above mentioned, wherein a supporting mem-
25 ber is pivotally attached with relation to the comb or base.

Finally, an object of the invention is to provide a pompadour-supporting device which will possess advantages in points of efficiency
30 and durability, proving comparatively inexpensive to manufacture.

With the foregoing and other objects in view the invention consists in the details of construction and in the arrangements and
35 combination of parts to be hereinafter more fully set forth and specifically claimed.

In describing the invention in detail reference will be had to the accompanying draw-
40 ings, forming part of this specification, wherein like characters denote corresponding parts in the several views, in which—

Figure 1 is a view in perspective of a comb and supporting device embodying the inven-
tion. Fig. 2 is a similar view with the parts
45 in a different adjustment, and Fig. 3 is a similar view with the supporting device inclined approximately at right angles to its position shown in Fig. 1.

In the drawings, A indicates the base, which

is here shown in the form of a comb curved 50 to the contour of the head of the user, and the said comb is provided with a member B, which is formed, preferably, of a single piece of material bent longitudinally to an approxi-
55 mate semicircle having its ends anchored to the comb, as at *b*. I prefer that the ends of the member shall be pivotally connected with respect to the comb.

The pompadour or hair supporting device comprises a member C, which is curved trans- 60 versely and longitudinally, the said longitudinal curve being approximately concentric with the curve of the comb. The supporting member is also provided with a series of lateral slots *c*, forming openings for a portion 65 of the hair to enter and catch in order that the said device may be held against accidental displacement, and from the foregoing it will be seen that as the comb is well anchored in
70 the hair and the hair forming the pompadour enters these lateral slots the device is held at two different points or by two distinct means.

The member C is pivotally attached to the member B at its longitudinal center, or ap-
75 proximately so, and it is pivotally mounted thereon through the medium of the eyelet D, or any other pintle or pivot may be substituted to effect this attachment.

From an inspection of the figures of the drawings, where the hair-supporting device 80 is shown in the different positions of adjustment, it will be readily understood that the said member C may be adjusted to positions intermediately of those illustrated, so that a
85 variety of effects can be secured through the manipulation of the supporting device with relation to the comb.

Having fully described the invention, what I claim as new, and desire to secure by Letters
90 Patent, is—

A device of the character described comprising a comb, a curved member pivoted at its ends to the comb, and a hair-support piv-
otally secured to the member.

BERNARD W. DOYLE.

Witnesses:

O. A. TAFT,
E. M. DODGE.