

No. 781,668.

PATENTED FEB. 7, 1905.

C. A. F. LOMBARD.
COLLAR AND CUFF BAG OR RECEPTACLE.

APPLICATION FILED NOV. 29, 1904.

Fig. 1.

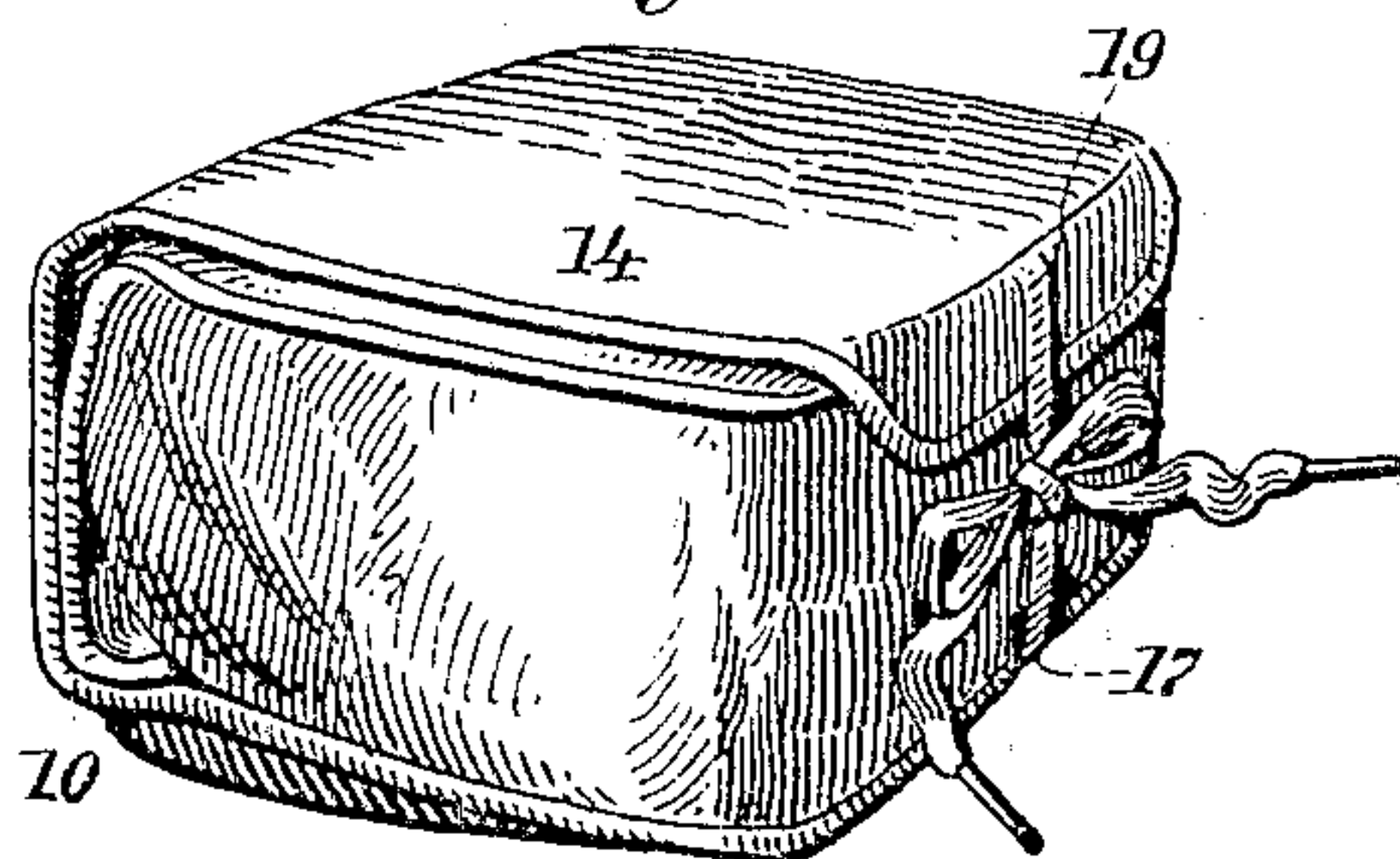


Fig. 2.

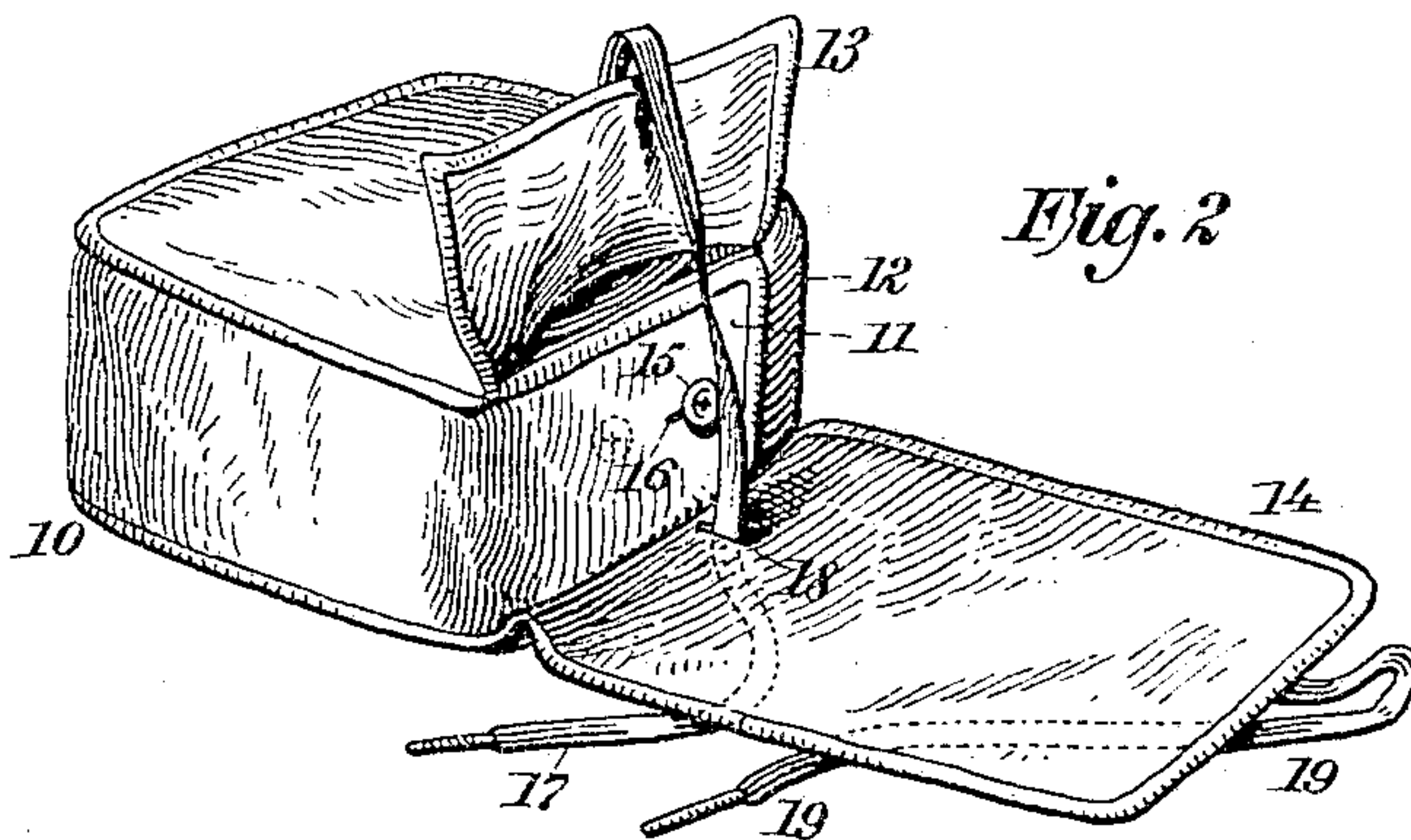


Fig. 3.

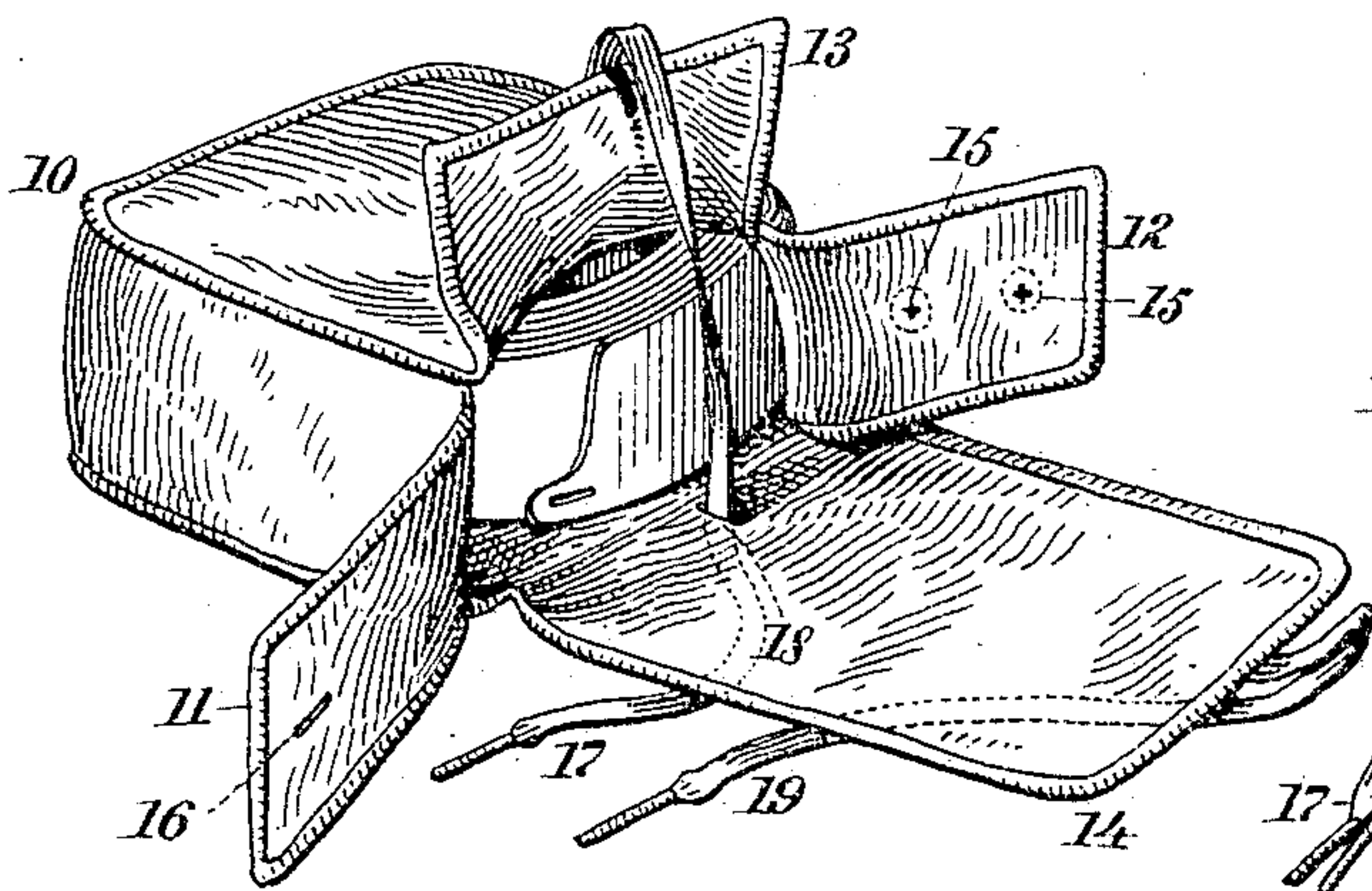
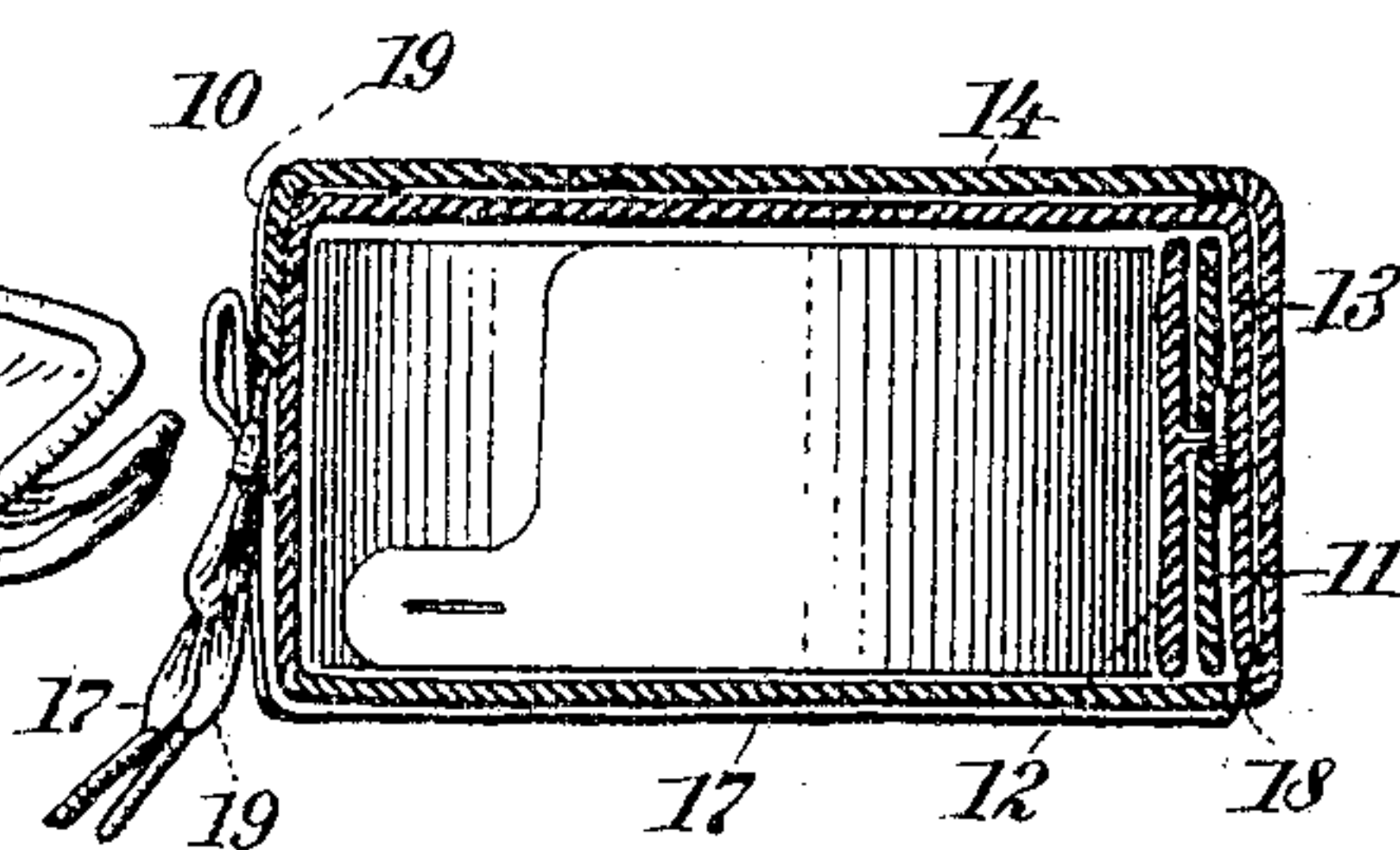


Fig. 4.



WITNESSES:

Gustav Dietrich.

Edwin H. Dietrich.

INVENTOR

Cecilia A. Fisher Lombard

BY

Chas. C. Gill

ATTORNEY

UNITED STATES PATENT OFFICE.

CECILIA A. FISHER LOMBARD, OF JERSEY CITY, NEW JERSEY.

COLLAR AND CUFF BAG OR RECEPTACLE.

SPECIFICATION forming part of Letters Patent No. 781,668, dated February 7, 1905.

Application filed November 29, 1904. Serial No. 234,807.

To all whom it may concern:

Be it known that I, CECILIA A. FISHER LOMBARD, a citizen of the United States, and a resident of Jersey City, in the county of Hudson and State of New Jersey, have invented certain new and useful Improvements in Collar and Cuff Bags or Receptacles, of which the following is a specification.

The invention relates to improvements in collar and cuff bags or receptacles; and it consists in the novel features hereinafter described, and particularly pointed out in the claims.

The object of the invention is to provide a bag or receptacle within which collars may be placed and securely inclosed in a convenient and effective manner and which may be drawn down to the size of the bundle of collars contained within it.

The bag or receptacle is primarily intended for the use of travelers and in the preferred size will hold, say, from one to two dozen collars and may be conveniently carried in a dress-suit case, grip, or trunk, the said receptacle compactly holding the collars and occupying the minimum amount of space.

In carrying out my invention I provide a soft flexible bag or receptacle normally open at one end and adapted to receive the collars, said bag at its open end being provided with suitable transverse flaps adapted to be fastened together across the end of the bag and with upper and lower flaps which will lap upon the first-mentioned flaps and one of which may be folded over the top of the receptacle, being there secured by suitable tapes connected with said upper and lower flaps and by means of which the bag may be drawn down to snugly and compactly hold the collars in accordance with the size of the bundle thereof contained within the bag.

The invention will be fully understood from the detailed description hereinafter presented, reference being had to the accompanying drawings, in which—

Figure 1 is a perspective view of a bag embodying my invention shown in its closed condition holding a number of collars. Fig. 2 is a like view of same with the upper and lower closing-flaps in their open position. Fig. 3 is a like view of same with all of the closing-flaps

shown in their open position, and Fig. 4 is a central vertical longitudinal section through the bag in its closed condition.

In the drawings, 10 designates the bag as a whole, and the said bag is preferably formed of linen or other suitable flexible material and comprises a body portion closed at its top, bottom, both sides, and one end and open at its other end, whereat the sides of the bag are formed with the transverse flaps 11 12 and the top and bottom of the bag with the flaps 13 14, respectively. The bag should be of about the depth of the collars or cuffs intended to be carried, and in the drawings I illustrate the bag as being of about the same depth as the collars illustrated within it.

Fig. 3 illustrates the bag in its open position ready either to receive collars or to permit the withdrawal of collars therefrom, the collars when in the bag being rolled together in the usual way to form a compact bundle. After the insertion of the collars into the bag or the withdrawal of a collar therefrom the bag should be properly closed, and the first step in this operation is to fold and fasten the transverse flaps 11 12 across the open end of the bag and against the collars to the position shown in Fig. 2, wherein the flap 11 is shown as overlapping the flap 12 and fastened to it by means of a suitable button and buttonhole. I provide the flap 12 with two buttons 15 and the flap 11 with one buttonhole 16, so that said flaps may be fastened close against the roll of collars whether only a few or a large number of the latter are within said bag. After the flaps 11 12 have been secured in the manner shown in Fig. 2 the upper flap 13, which is about equal to the depth of the bag, is turned downwardly against the flaps 11 12, and the tape or string 17, secured to the edge of said flap 13, is drawn downwardly through the hole 18 in the flap 14, and thereupon the flap 14 is folded upwardly against the flap 13 and over upon the top of the receptacle or bag. The tape or string 17 is then pulled under and around to the back of the bag, and the tape or string 19, fastened to the edge of the flap 14, is drawn to meet said tape 17, and thereupon at the back of the bag, as shown in Fig. 1, the two tapes are tied together, thus securely

closing the bag into compact form ready to be placed into a dress-suit case or elsewhere. When only a few collars are in the bag, the latter may be drawn tightly down to its contents and its size thus reduced by pulling the tapes 17 19 more tightly together, and in any event the said tapes 17 19 will be drawn tightly together, so as to retain the collars in as small and compact a roll as may be proper, so that the bag and its contents will occupy the minimum amount of space.

The bag shown is rectangular in outline and of proper dimensions to receive a bundle of collars and it is obvious that when cuffs or cuffs and collars together are to be carried the bag must be made of increased depth.

The invention is not limited to the employment of the buttons 15 and buttonhole 16 as distinguished from other and equivalent fastening devices for the flaps 11 12.

All of the edges of the bag and its flaps will preferably be bound by ribbon, as shown, and the tapes or strings 17 19 will preferably be of ribbon, so that the finished article may be rendered attractive.

What I claim as my invention, and desire to secure by Letters Patent, is—

1. The bag or receptacle having the closed top, bottom, sides and end and being open at the other end, said bag at its open end having the transverse flaps adapted to overlap each other across said end and independently carrying means for fastening them together, and the upper and lower flaps, one of which is shorter than the other and adapted to be folded against said transverse flaps after they have been folded inwardly, while the other or longer flap is of sufficient length to adapt it to be folded against said shorter flap and also to a material extent over upon the body of the bag, and said bag having means for fastening the outer end of said longer flap at the point to which it extends after it has been folded over upon said body; substantially as described.

2. The bag or receptacle having the closed top, bottom, sides and end and being open at

the other end, said bag at its open end being provided with the transverse flaps adapted to overlap each other across said end, and the upper and lower flaps each of which carries a tape or string, the string on the upper flap being passed through a hole in said lower flap, said upper flap being adapted to be folded downwardly, and said lower flap being adapted to be folded upwardly, and said strings being adapted to be drawn around the bag and tied together; substantially as set forth.

3. The bag or receptacle having the closed top, bottom, sides and end and being open at the other end, said bag at its open end being provided with the transverse flaps adapted to overlap each other across said end, and the upper and lower flaps each of which carries a tape or string, the string on the upper flap being passed through a hole in said lower flap, said upper flap being adapted to be folded downwardly, and said lower flap being adapted to be folded upwardly, said transverse flaps being respectively provided with a button and buttonhole for fastening them together after being folded inwardly, and said strings being adapted to be drawn around the bag and tied together; substantially as set forth.

4. The bag formed of soft flexible material having the closed top, bottom, sides and end and being open at its other end, said bag at its open end having the short upper flap and long lower flap each of which has a tape or string fastened to it, the string on the upper flap being passed through a hole in the said lower flap, said upper flap being adapted to be folded downwardly, and said lower flap being adapted to be folded upwardly and then over upon the top of the bag, and said strings being adapted to be drawn around the bag and tied together; substantially as set forth.

Signed at New York, in the county of New York and State of New York, this 26th day of November, A. D. 1904.

CECILIA A. FISHER LOMBARD.

Witnesses:

E. B. LOMBARD,
CHAS. C. GILL.