

No. 781,629.

PATENTED FEB. 7, 1905.

G. M. J. AHLSTRÖM.
UMBRELLA, GLOVE, AND HANDKERCHIEF HOLDER.
APPLICATION FILED JUNE 29, 1901.

Fig. 1.

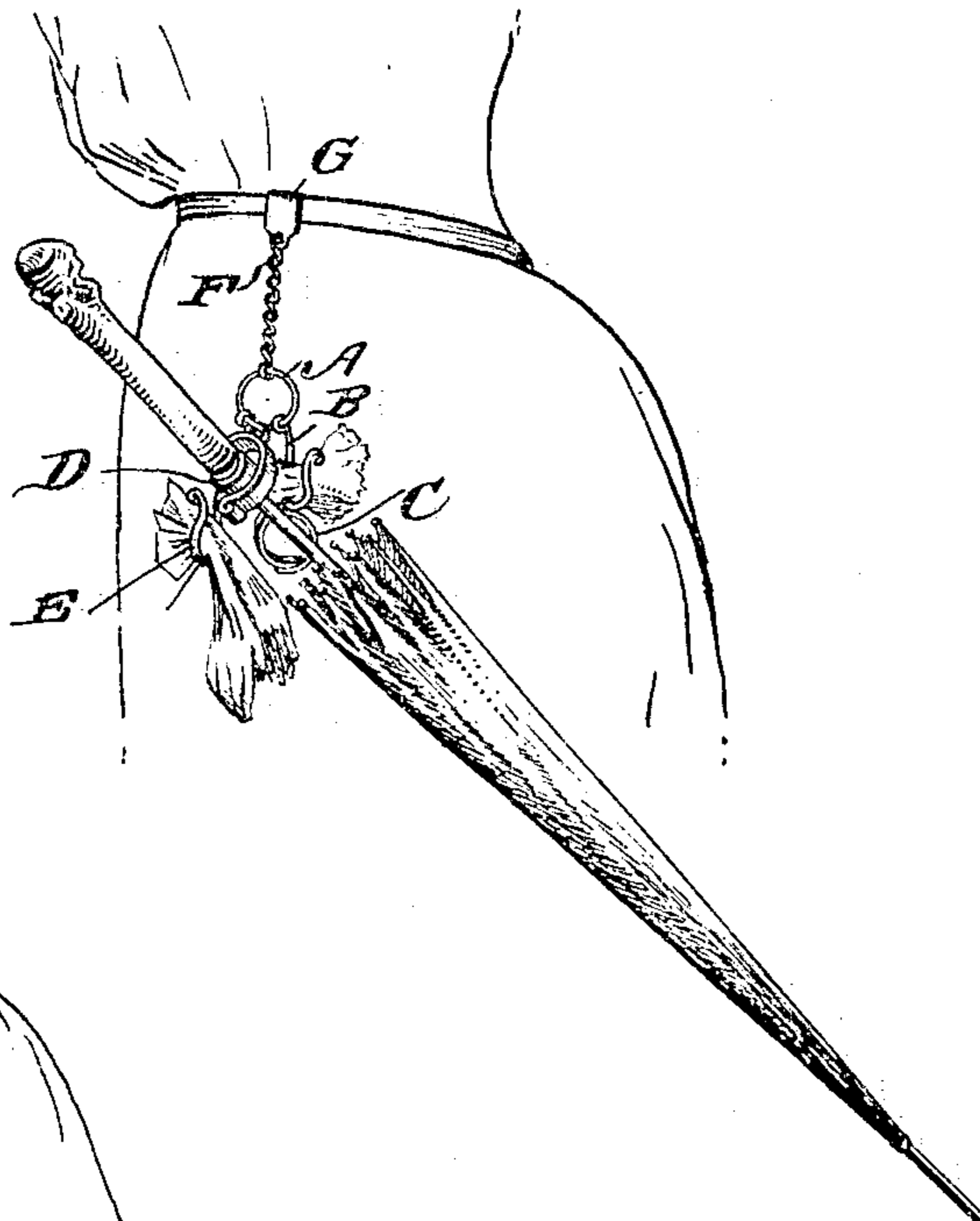


Fig. 2.

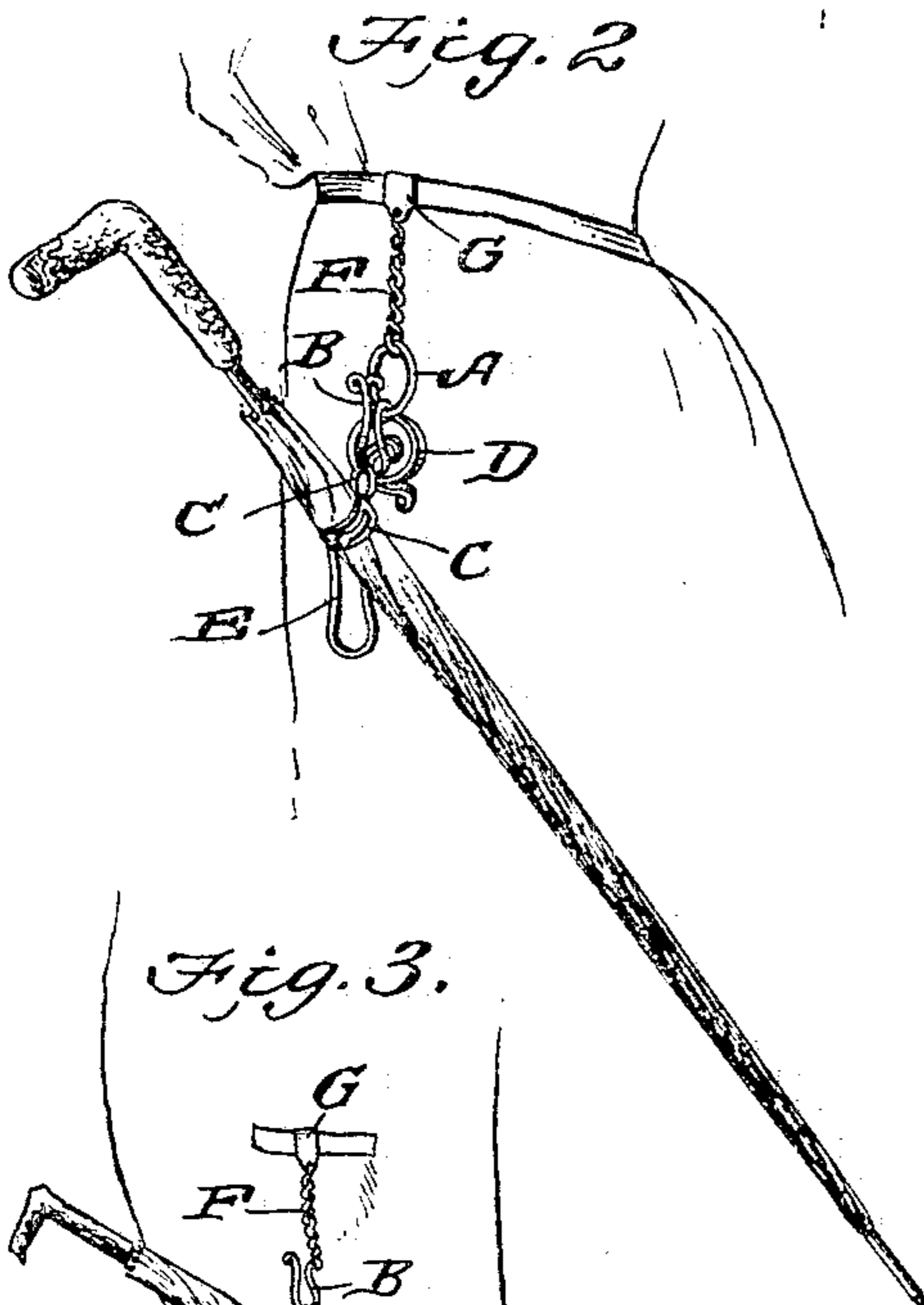


Fig. 3.

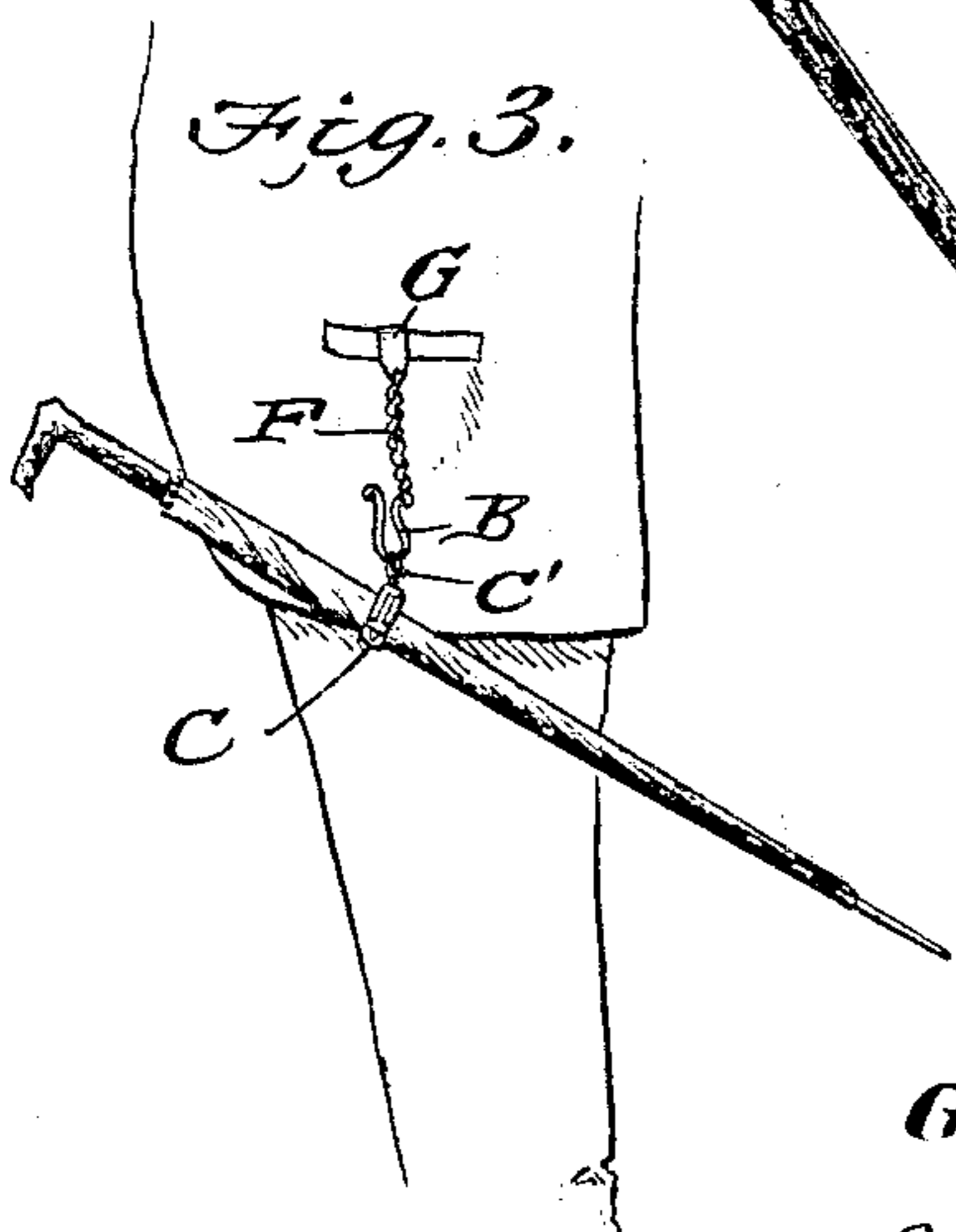


Fig. 4.

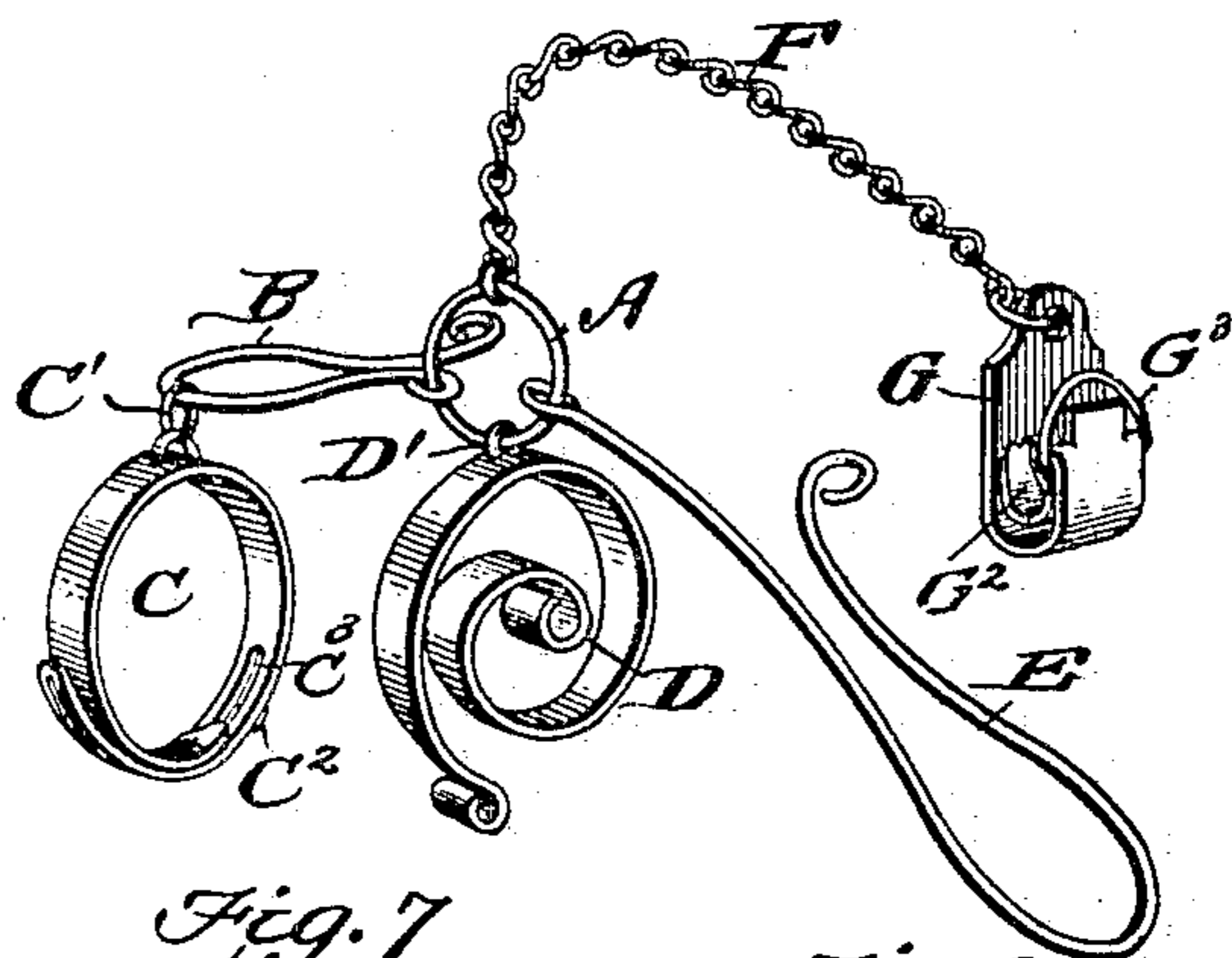


Fig. 7.




Fig. 8.

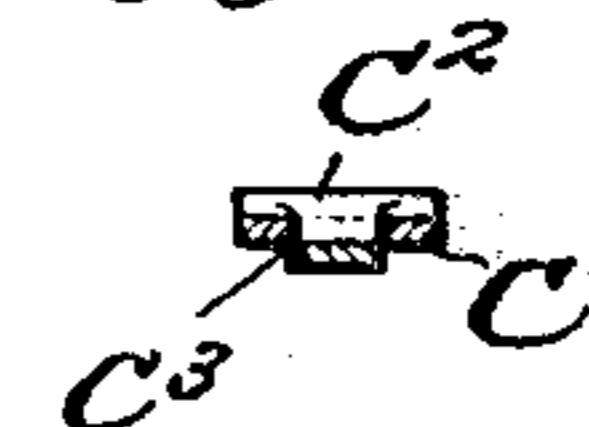


Fig. 5.

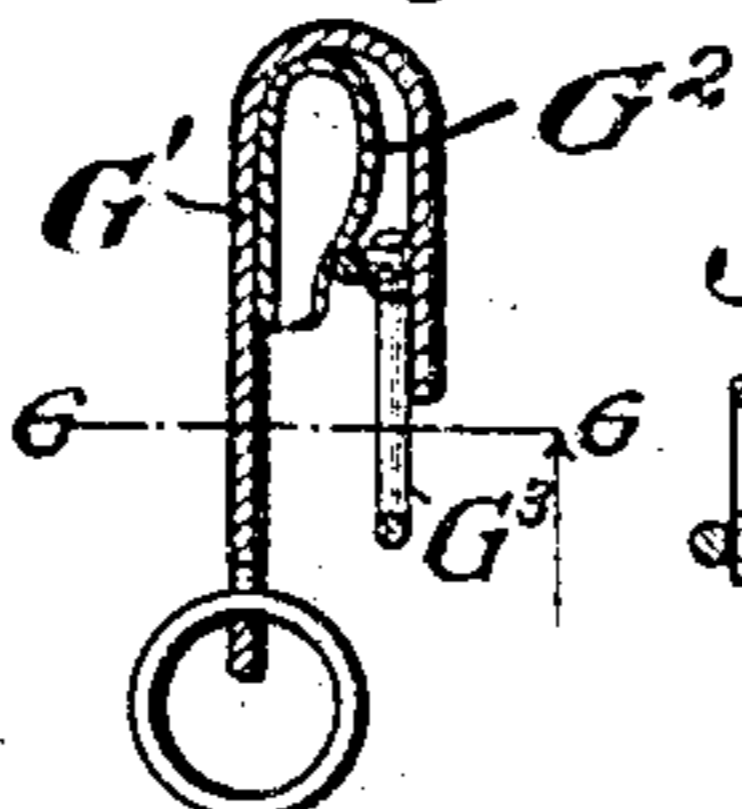


Fig. 6.



Inventor

G. M. J. Ahlström.

Witnesses

Ed. Donders
Charles Shaw

By

Murat Co.

Attorneys

UNITED STATES PATENT OFFICE.

GÖSTA M. J. AHLSTRÖM, OF STREATOR, ILLINOIS.

UMBRELLA, GLOVE, AND HANDKERCHIEF HOLDER.

SPECIFICATION forming part of Letters Patent No. 781,629, dated February 7, 1905.

Application filed June 29, 1901. Serial No. 66,581.

To all whom it may concern:

Be it known that I, GÖSTA M. J. AHLSTRÖM, a citizen of the United States, residing at Streator, in the county of Lasalle and State of Illinois, have invented a new and useful Umbrella, Glove, and Handkerchief Holder, of which the following is a specification.

This invention is a combined umbrella, glove, and handkerchief holder, the object being to provide a simple combination device which can be suspended from a belt or garment for the purpose of conveniently carrying the above-mentioned articles at the side of the wearer.

With these objects in view the invention consists in the special construction of the several parts and also in the manner of combining or arranging said parts, all of which will be fully described hereinafter and pointed out in the claim.

In the drawings forming part of this specification, Figure 1 is a view showing the invention applied and used for carrying a parasol, handkerchief, and gloves. Fig. 2 is a view showing the invention employed for carrying only an umbrella or parasol in a rolled condition. Fig. 3 is a similar view illustrating an umbrella and handkerchief-holder only, the other parts being omitted. Fig. 4 is a perspective view of the complete device detached. Fig. 5 is a sectional view of the clasp for attaching the device to the belt or garment. Fig. 6 is a section on the line 6 6 of Fig. 5. Fig. 7 is a detail edge view of the umbrella-holding band. Fig. 8 is a section on the line 8 8 of Fig. 7.

In carrying out my invention I employ a ring A, to which is connected the glove or handkerchief holder B, which is essentially U-shaped in form, one member being pivoted to the ring A and the other member being free, the gloves or handkerchief being forced between the members and held there by spring action.

A band C is loosely connected to the glove or handkerchief holder B by means of an eye or loop C'. This band C is intended to hold an umbrella or parasol, and it is also intended to hold same closely rolled, as shown in Figs.

2 and 3, the ends of the band overlapping, one end being formed with a head C², which works in the circumferential slot C³, the frictional engagement being sufficient to hold the band in any adjusted position.

A convolute band D is connected by means of a loop D' to the ring A, said convolute band being intended to support the umbrella or parasol from the handle, as most clearly illustrated in Fig. 1, the parasol or umbrella being unrolled and is held in position by the stick being inserted between the convolutions of the band.

E represents a large U-shaped hook which can be employed for carrying handkerchief, gloves, or any other article desired.

The ring A has a chain F attached thereto, said chain being connected to a clasp G, said clasp comprising the plate G', which is bent to fit over the belt or the top of the pocket. Within the bend of this plate G' is a clamping-jaw G², which is operated upon by a lever-bail G³, pivotally connected to one portion of the plate G', as most clearly shown in Figs. 4 and 5. When the lever-bail G³ is turned down, the clamp G² is brought into engagement with the belt or pocket and the clasp securely fastened. When the lever-bail is thrown or turned upwardly, the clasp is released and can be quickly and easily removed, if desired.

By means of the bands C and D an umbrella can be carried either in a rolled or unrolled condition, and by means of the U-shaped hooks D and E gloves, handkerchief, and other articles can be conveniently carried at the side.

Having thus fully described my invention, what I claim as new, and desire to secure by Letters Patent, is—

In an umbrella-holder, a metal elastic band, longitudinally slotted adjacent one end and reduced in width adjacent the opposite end, the said reduced portion sliding in the slot, and means for connecting the said band to a garment of the user.

GÖSTA M. J. AHLSTRÖM.

Witnesses:

MABEL DICUS,
H. H. DICUS.