

No. 781,046.

PATENTED JAN. 31, 1905.

J. K. BROWN.  
SANDPAPER HOLDER.  
APPLICATION FILED JUNE 4, 1904.

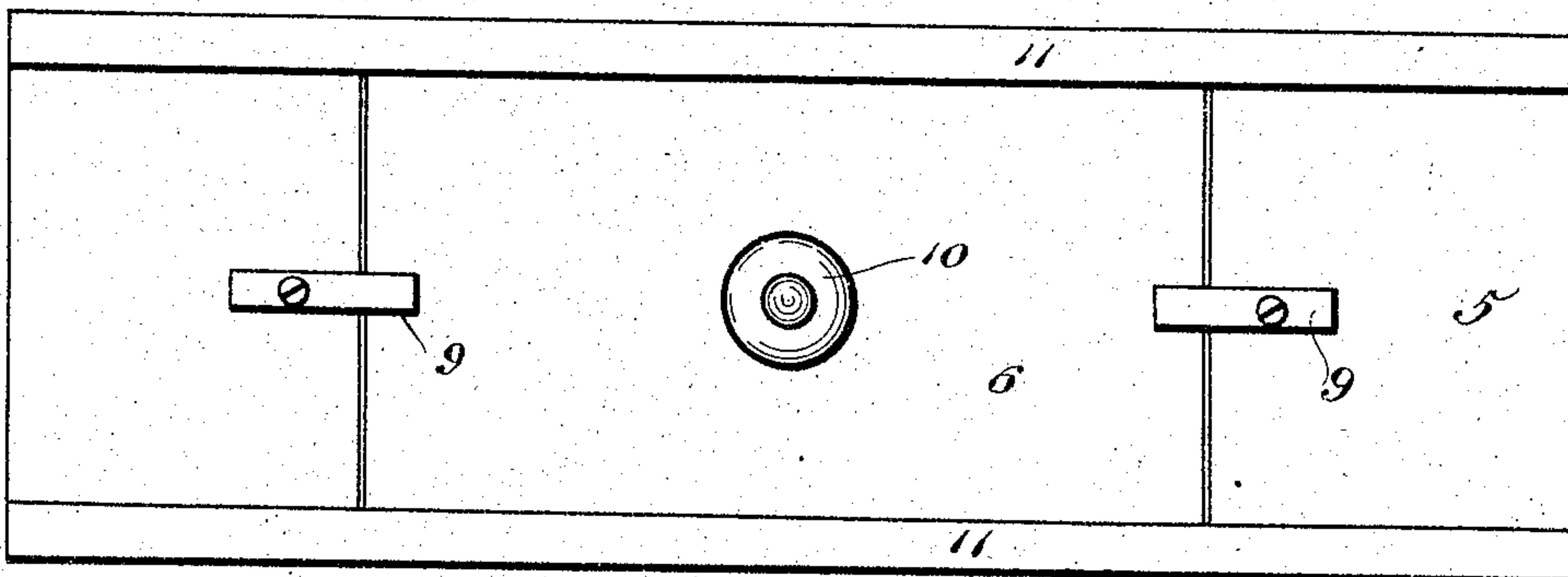


Fig. 1.

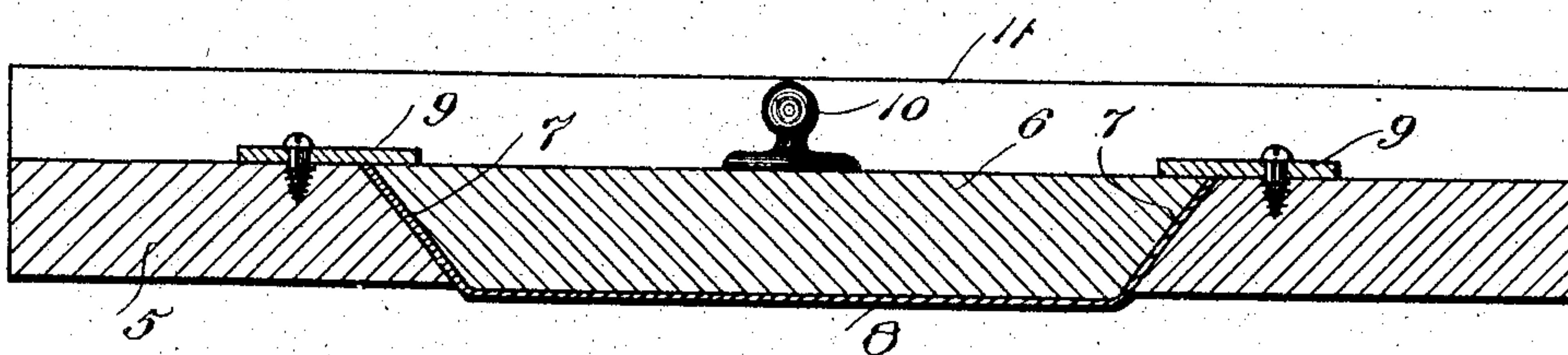


Fig. 3.

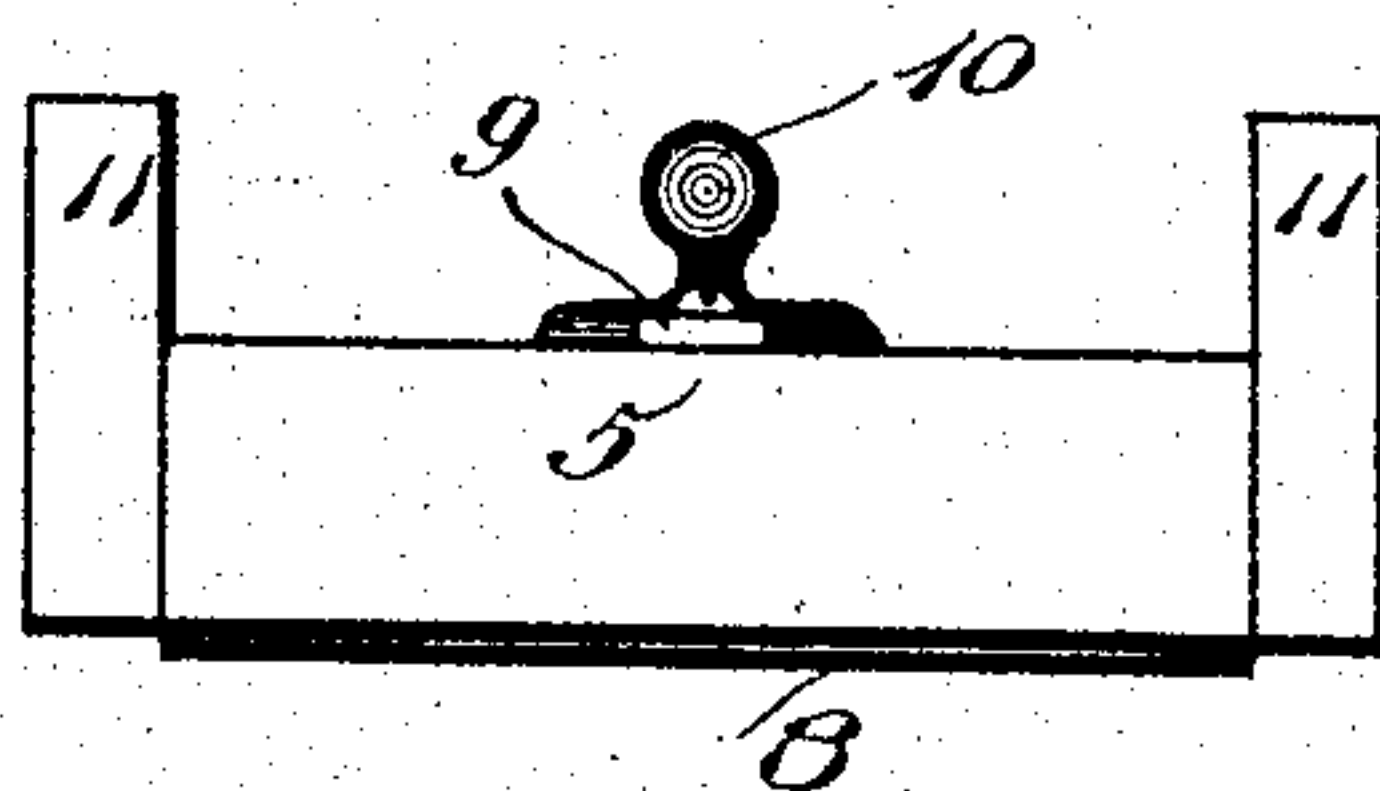


Fig. 2.

Witnesses

J. A. Barron.  
M. A. Schmidt.

Inventor

John K. Brown  
by Milor S. Stevenson & Co.  
Attorneys.

# UNITED STATES PATENT OFFICE.

JOHN K. BROWN, OF WICHITA, KANSAS.

## SANDPAPER-HOLDER.

SPECIFICATION forming part of Letters Patent No. 781,046, dated January 31, 1905.

Application filed June 4, 1904. Serial No. 211,139.

*To all whom it may concern:*

Be it known that I, JOHN K. BROWN, a citizen of the United States, residing at Wichita, in the county of Sedgwick and State of Kansas, have invented new and useful Improvements in Sandpaper-Holders, of which the following is a specification.

My invention relates to a holder for sandpaper and the like, and has for its object a construction whereby the paper can be readily inserted and removed.

A further object is simplicity of construction.

Improved details in the construction and arrangement of the various parts of the invention will be apparent from the detailed description hereinafter when read in connection with the appended claims, reference being had to the accompanying drawings, forming part hereof, in which—

Figure 1 is a plan view of the holder, and Fig. 2 an end view thereof. Fig. 3 is a longitudinal section.

Referring specifically to the drawings, 5 denotes a block of wood or other suitable material in which a beveled opening is made to receive a clamping-block 6. The ends of the block 6 are beveled, as at 7, to fit the bevel of the opening. The sandpaper 8 is placed in the opening of the block 5 and securely clamped therein when the block 6 is inserted, the ends of the paper extending and being held between the beveled walls of the opening

and the beveled ends of the block 6, as shown in Fig. 3. The clamping-block is fastened down by latches 9 and also has a button or finger-piece 10, whereby it can be conveniently handled. The sides of the block 5 are formed with upwardly-extending flanges 11, which are the same height or slightly higher than the button 10, so that the holders can be packed close for shipment.

Having thus described my invention, what is claimed as new, and desired to be secured by Letters Patent, is—

1. A sandpaper-holder comprising a base-block having a beveled opening therein to receive the paper, a clamping-block fitting in said opening, and latches pivoted to the base-block for holding the clamping-block in the opening.

2. A sandpaper-holder comprising a base-block having a beveled opening therein to receive the paper, a clamping-block fitting in said opening and having a handle, latches pivoted to the base-block for holding the clamping-block in the opening, and flanges along the sides of the base-block and extending upwardly above the handle.

In testimony whereof I have signed my name to this specification in the presence of two subscribing witnesses.

JOHN K. BROWN.

Witnesses:

ELSBERRY MARTIN,  
CHAS. TESTARD.