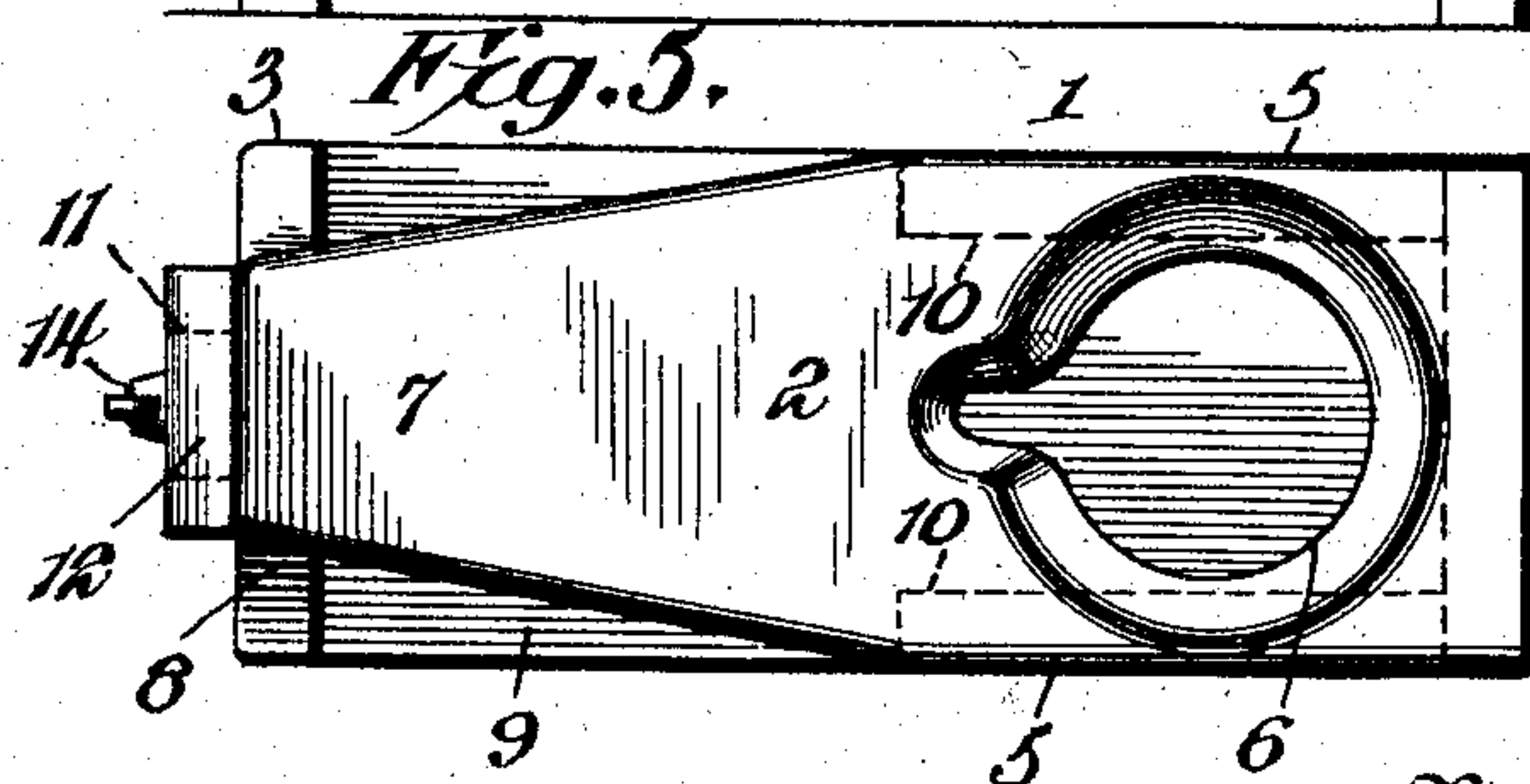
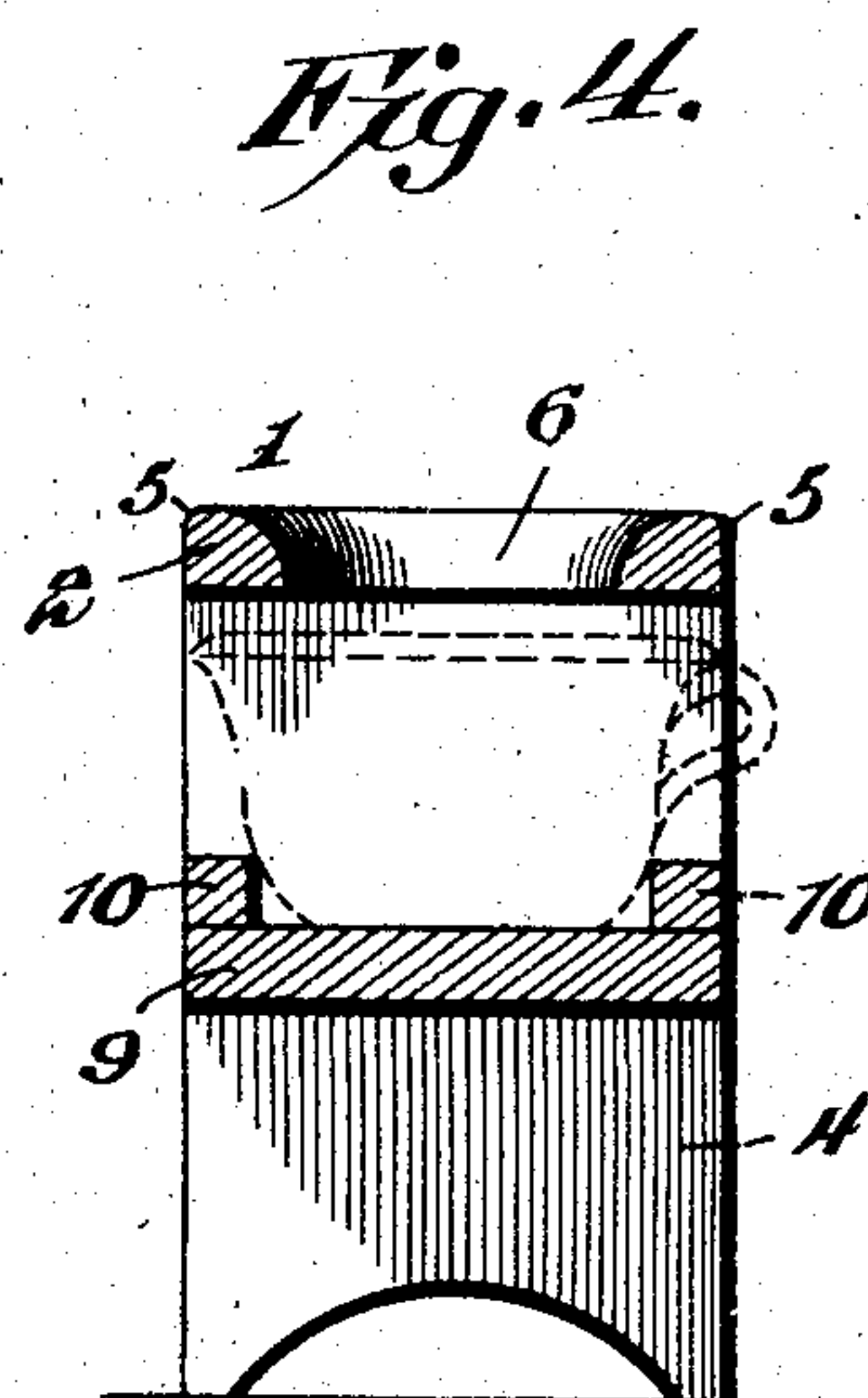
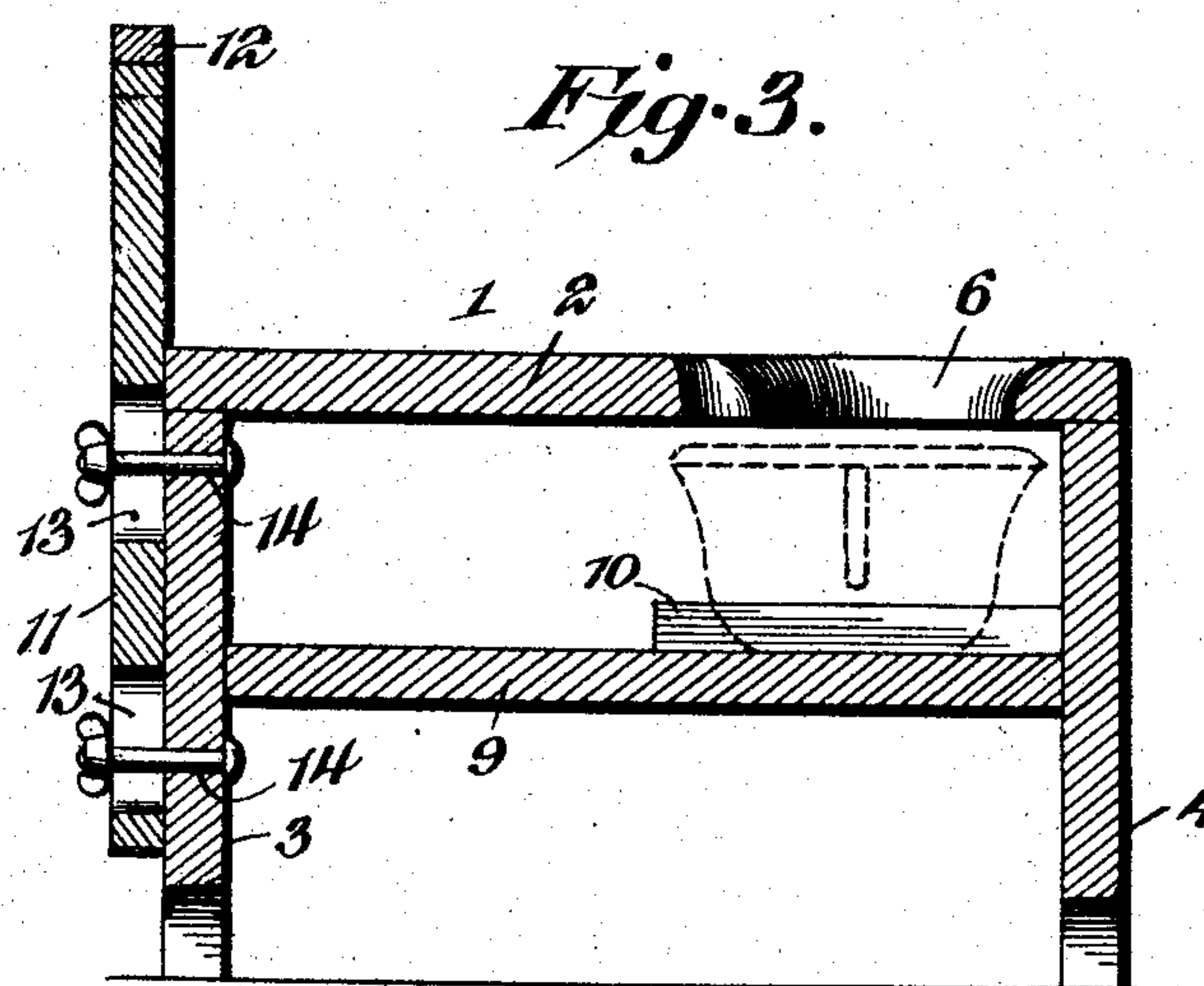
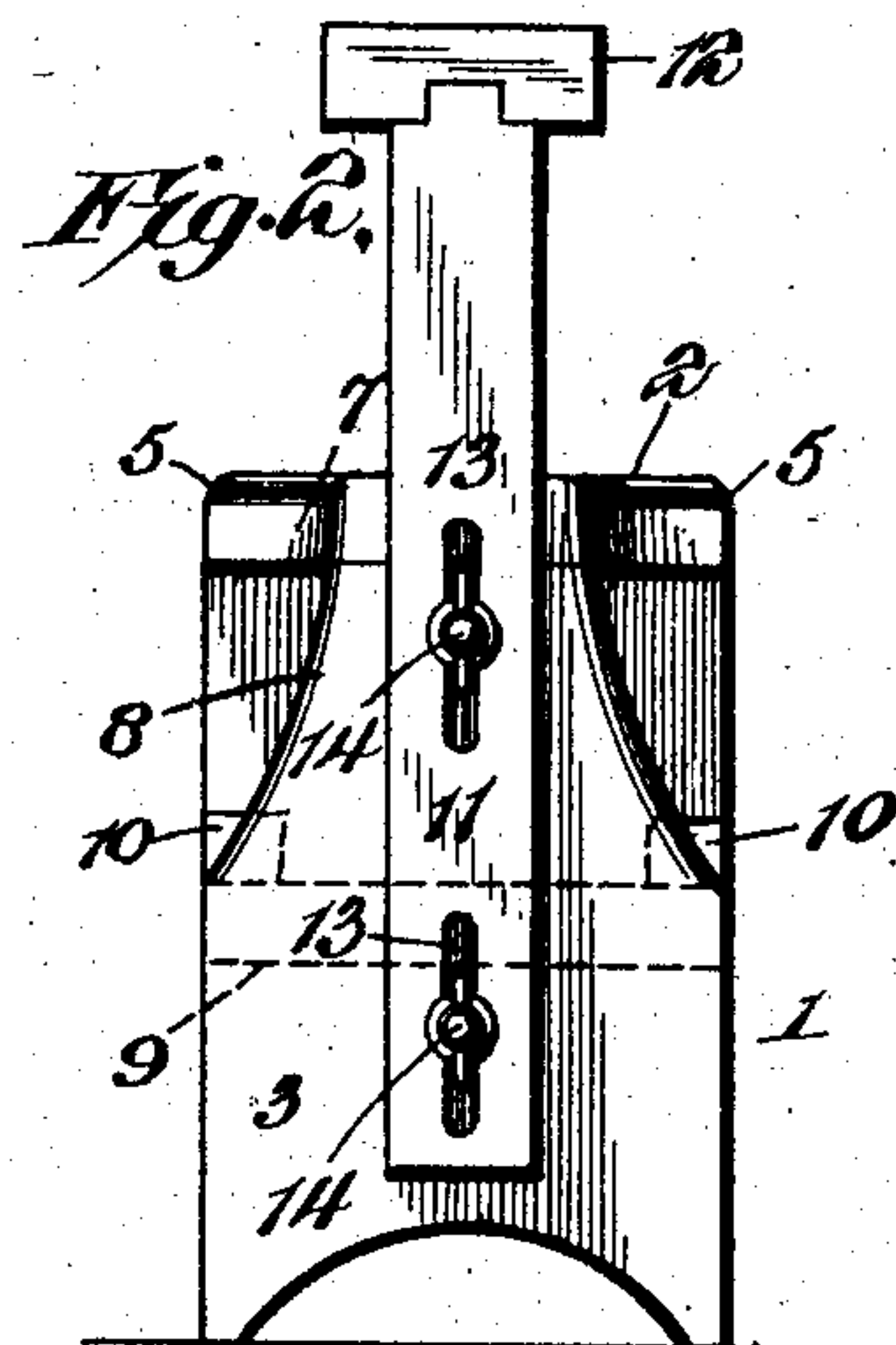
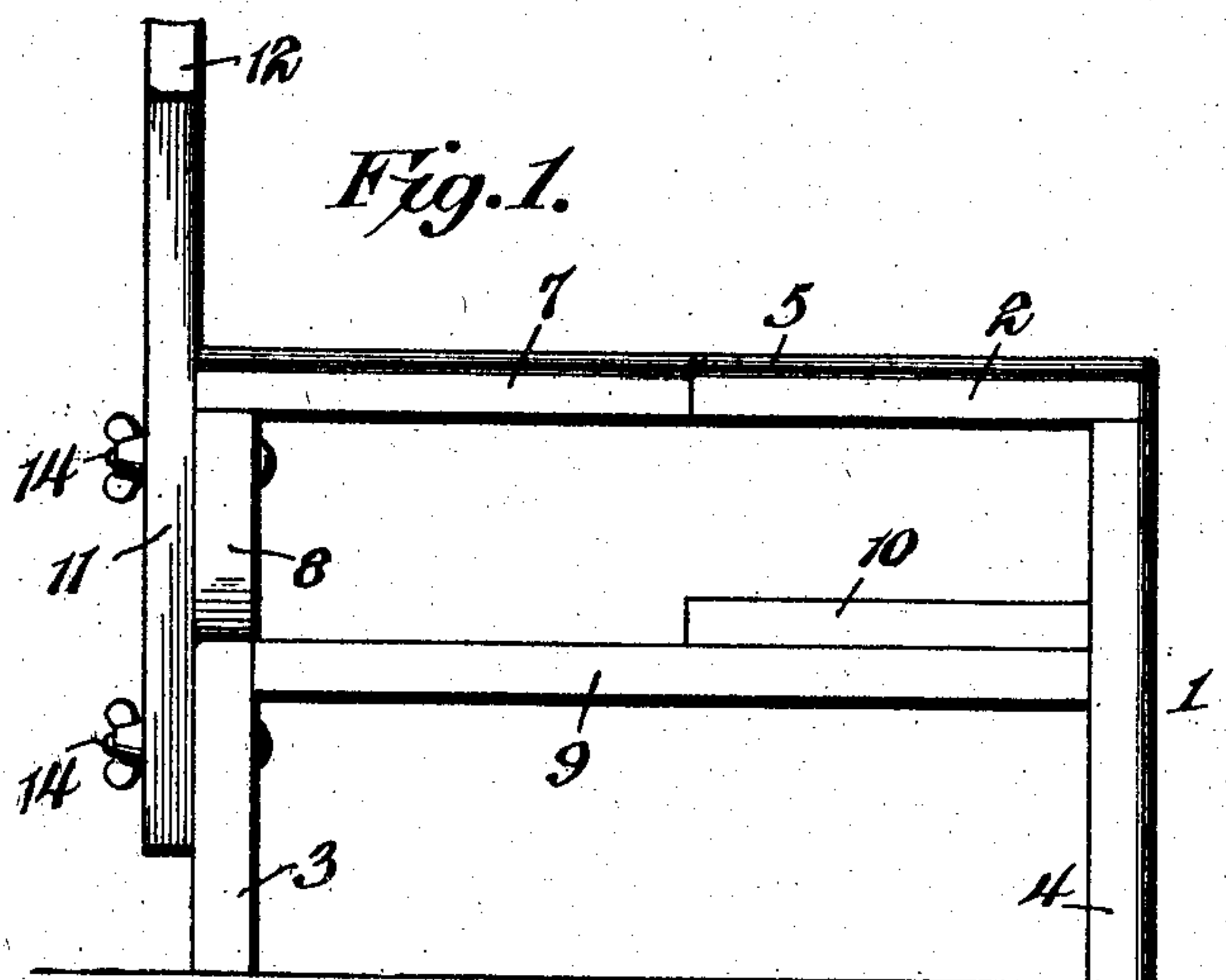


No. 780,848.

PATENTED JAN. 24, 1905.

M. T. WHITE.
COMMODE.

APPLICATION FILED MAY 7, 1904.



Witnesses
Howard A. Orr.
J. F. Piley.

By

Inventor,
M. T. White,
C. G. Siggers.
Attorney

UNITED STATES PATENT OFFICE.

MARTIN T. WHITE, OF CHESTNUTBLUFF, TENNESSEE.

COMMODOE.

SPECIFICATION forming part of Letters Patent No. 780,848, dated January 24, 1905.

Application filed May 7, 1904. Serial No. 206,925.

To all whom it may concern:

Be it known that I, MARTIN T. WHITE, a citizen of the United States, residing at Chestnutbluff, in the county of Crockett and State of Tennessee, have invented a new and useful Commode, of which the following is a specification.

The invention relates to improvements in commodes.

The object of the present invention is to improve the construction of commodes and to provide a simple and comparatively inexpensive one which will be strong and durable and which will be especially adapted for use by sick and infirm persons.

A further object of the invention is to provide a device of this character having a rest for the head of the patient, capable of adjustment, whereby the head of the patient may be supported in a comfortable position.

With these and other objects in view the invention consists in the construction and novel combination and arrangement of parts hereinafter fully described, illustrated in the accompanying drawings, and pointed out in the claims hereto appended, it being understood that various changes in the form, proportion, size, and minor details of construction within the scope of the claims may be resorted to without departing from the spirit or sacrificing any of the advantages of the invention.

In the drawings, Figure 1 is a side elevation of a commode constructed in accordance with this invention. Fig. 2 is an end elevation of the same, illustrating the construction of the head-rest. Fig. 3 is a longitudinal sectional view. Fig. 4 is a transverse sectional view. Fig. 5 is a plan view.

Like numerals of reference designate corresponding parts in all the figures of the drawings.

1 designates a commode which is in the form of a long narrow stool and which comprises an oblong top or seat 2, supported at the ends by front and rear legs 3 and 4. The top has rounded or beveled side edges 5 and is provided near its rear end with a commode-opening 6, and it is provided also with a tapering front portion 7. The rear leg is of the

same width as the rear end of the top, while the front leg is provided with a tapered upper portion 8. The upper end of the front leg is of the same width as the front end of the top.

The legs are braced between their ends by a horizontal shelf or support 9, suitably secured to the legs and adapted to support a vessel, as indicated in dotted lines in Fig. 4 of the drawings. The rear portion of the shelf or support is provided at its upper face with parallel strips 10, forming stops and adapted to prevent the vessel from slipping laterally from between the support and the top of the device. The side pieces or strips extend forward from the rear leg and terminate short of the front leg. The vessel is introduced into the space between the shelf or support and the top at the front portion of the device and is removed at that point.

The front of the device is provided with a head-rest consisting of a vertically-adjustable bar or member 11 and a head-receiving portion 12, secured to the upper end of the bar and extending laterally therefrom. The bar or member 11 is provided with longitudinal slots 13 for the reception of bolts 14 or other suitable fastening devices for securing the head-rest in its adjustment.

The device is especially advantageous for sick, infirm, and helpless patients. It is adapted to be arranged with one end close to a bed in a convenient position for a patient to straddle it, and it will require but little effort for him to move or be moved forward onto the device and backward therefrom to the bed.

Having thus fully described my invention, what I claim as new, and desire to secure by Letters Patent, is—

1. A device of the class described, consisting of a narrow substantially oblong stand adapted to be straddled by a patient and comprising a fixed top or seat of substantially oblong form having a commode-opening at the back, front and rear legs supporting the top or seat, a combined support and brace connected with the legs below the top or seat and spaced from the same to receive a vessel, the said stand being open at the sides to permit the vessel to be placed on and removed from the combined support and brace, and a

rest arranged at the front of the stand and extending upward therefrom, substantially as described.

2. A device of the class described, consisting of a narrow stand adapted to be straddled by a patient and comprising a fixed top or seat of substantially oblong form provided at the back with a commode-opening, front and rear legs supporting the top or seat, a fixed support located beneath the top or seat for holding a vessel, the said device being open at the sides to permit the vessel to be placed on and removed from the support, and a head-rest arranged at the front of the stand and disposed transversely of the same, substantially as described.

3. A device of the class described, comprising a fixed top or seat of substantially oblong form adapted to be straddled by a patient, having a commode-opening, front and rear legs supporting the top or seat, a fixed support located beneath the top or seat for holding a vessel, said device being open at the sides to permit the vessel to be placed on and removed from the support, a head-rest comprising a bar adjustably secured to the front leg and extending above the top or seat, and a head-receiving portion carried by the upper end of the bar and disposed transversely of the device, substantially as described.

4. A device of the class described, comprising

ing a narrow fixed top or seat having a commode-opening, legs arranged at the ends of the top or seat, a combined brace and support fixed to and connecting the legs below the top or seat, and side pieces mounted on the support and extending from one leg and terminating short of the other to form entrance-spaces at the sides of the device to permit the vessel to be placed on and removed from the combined brace and seat, substantially as described.

5. A device of the class described, comprising a narrow fixed top or seat adapted to be straddled by a patient and provided at its rear end with a commode-opening and having a tapered front portion, front and rear legs supporting the top or seat, the upper portion of the front leg being tapered, a combined brace and support fixed to and connecting the legs below the top or seat and spaced from the latter, and a head-rest secured to the front leg and extending above the top or seat and provided with a head-receiving portion, substantially as described.

In testimony that I claim the foregoing as my own I have hereto affixed my signature in the presence of two witnesses.

MARTIN T. WHITE.

Witnesses:

J. P. BALDRIDGE,

JNO. H. PERRY.