

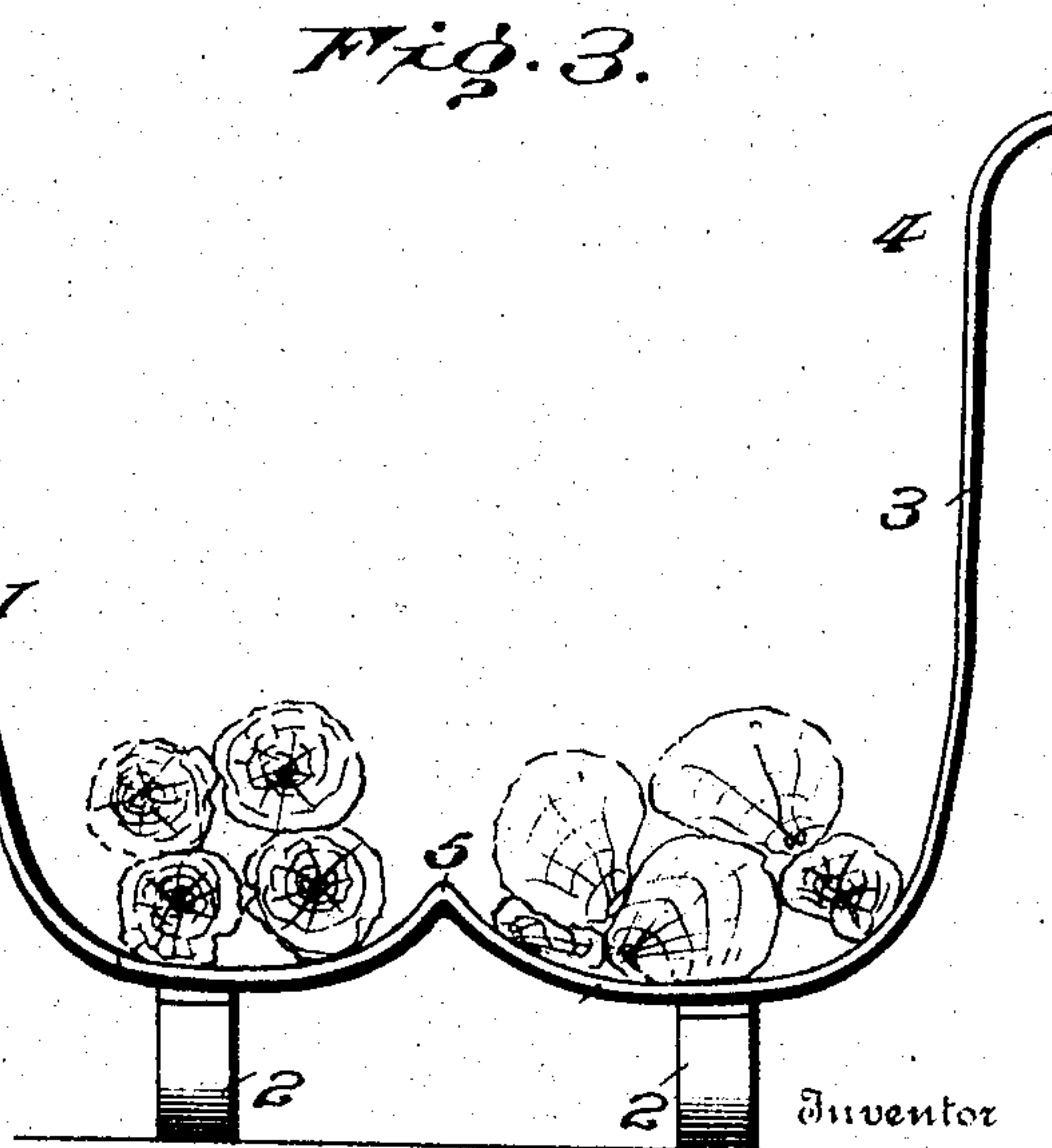
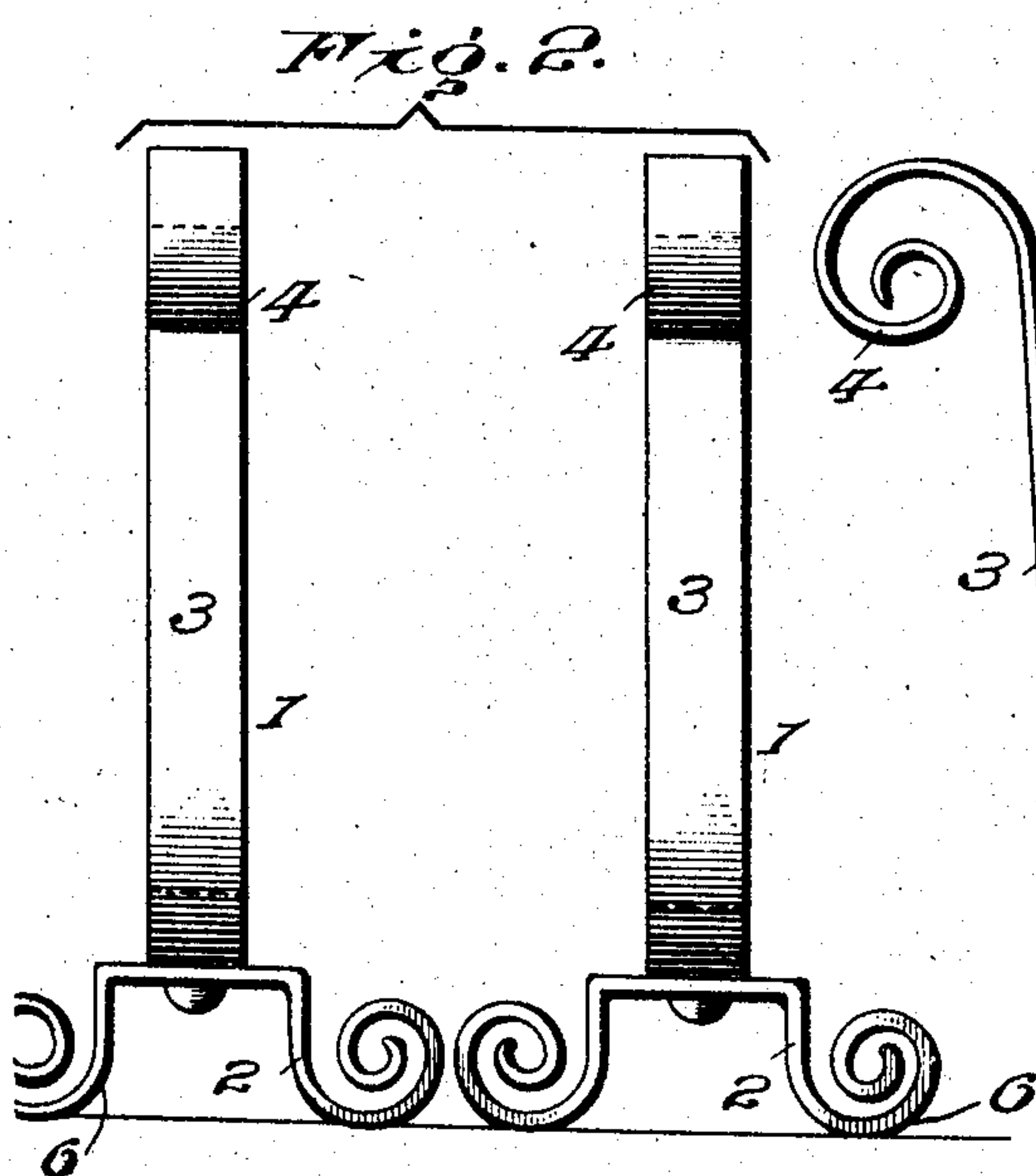
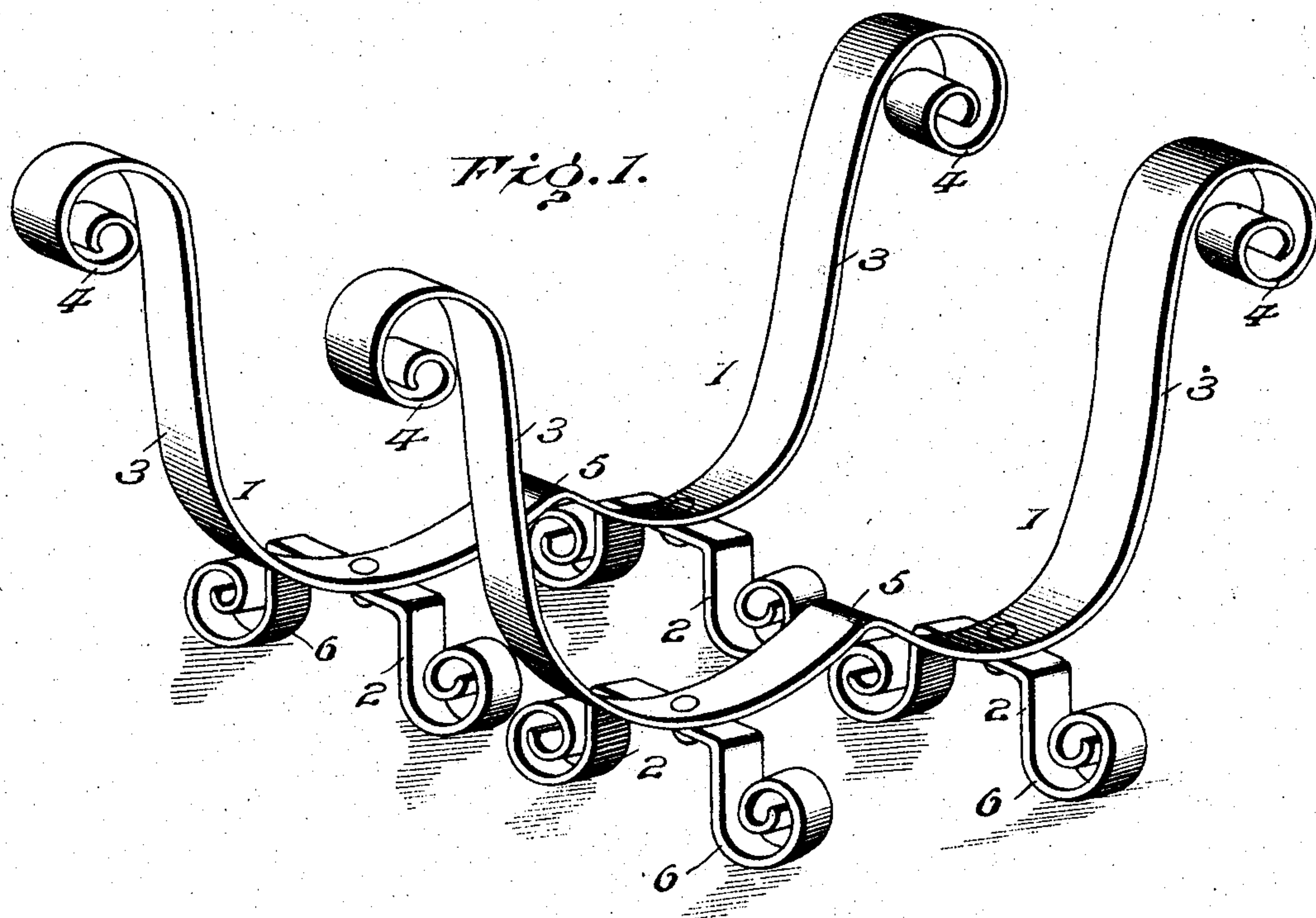
No. 780,800.

PATENTED JAN. 24, 1905.

C. B. KEFERSTEIN.

WOOD HOLDER.

APPLICATION FILED MAR. 22, 1904.



Witnesses

Francis S. McGuire

Carl B. Kefenstein.

By,

Ernest L. Welch,
Attorney.

UNITED STATES PATENT OFFICE.

CARL B. KEFERSTEIN, OF WASHINGTON, DISTRICT OF COLUMBIA.

WOOD-HOLDER.

SPECIFICATION forming part of Letters Patent No. 780,800, dated January 24, 1905.

Application filed March 22, 1904. Serial No. 199,424.

To all whom it may concern:

Be it known that I, CARL B. KEFERSTEIN, of Washington, District of Columbia, have invented certain new and useful Improvements in Wood-Holders; and I do hereby declare the following to be a full, clear, and exact description of the invention, such as will enable others skilled in the art to which it appertains to make and use the same.

The object of this invention is to provide a fuel-holder which, aside from being strong and durable, as well as attractive in appearance, will accommodate logs of various sizes, and the parts whereof may be readily adjusted to conform to the space on the hearth of an open fireplace whereon it is located.

In the accompanying drawings, Figure 1 is a view in perspective. Fig. 2 is a front elevation. Fig. 3 is a side elevation.

The holder comprises two frames 1 of corresponding formation, each frame being of approximately U shape and equipped with legs 2. The sides or arms 3 are somewhat divergently arranged, terminating in rounded ends 4. The bottom of the frame at its center is raised, as at 5, so as to form two separate compartments for the bottom logs, and thereby prevent the latter from always falling directly toward the center. Furthermore, I am enabled by this arrangement to keep apart logs of different sizes, if desired—that is to say, heavy logs may be placed to one side of the raised centers, while split or kindling wood will be supported on the other side.

The legs 2 are preferably composed of pieces of metal riveted or otherwise secured to the under sides of the frames about midway between the sides and centers thereof

and equipped with downwardly - extended curved portions 6.

In practice the holder is intended to stand on the hearth of an open fireplace.

It will be noted that the two frames composing the holder may be moved closer together or farther apart, as conditions may require, and also that the frames may be of different sizes to accommodate various hearths.

I do not confine myself to the exact formation of the frames as herein described, since it is obvious that the contour of the bar composing each frame is largely a matter of choice.

I claim as my invention—

1. A wood-holder comprising a plurality of frames each of which is substantially U shape and provided with means for dividing it into separate compartments.

2. A wood-holder comprising a plurality of frames of substantially U shape, each frame being raised at its center to form separate compartments, and supporting-legs secured to such frames, as and for the purpose stated.

3. A wood-holder comprising a plurality of frames each of which consists of a single bar bent into approximately U shape, the sides or arms whereof are divergent, with the transverse center raised or bent upwardly, and supporting-legs secured to the under side of such bar.

In testimony whereof I have signed this specification in the presence of two subscribing witnesses.

CARL B. KEFERSTEIN.

Witnesses:

PAUL BACHSCHMID, Jr.,
EUGENE GOUGH.