

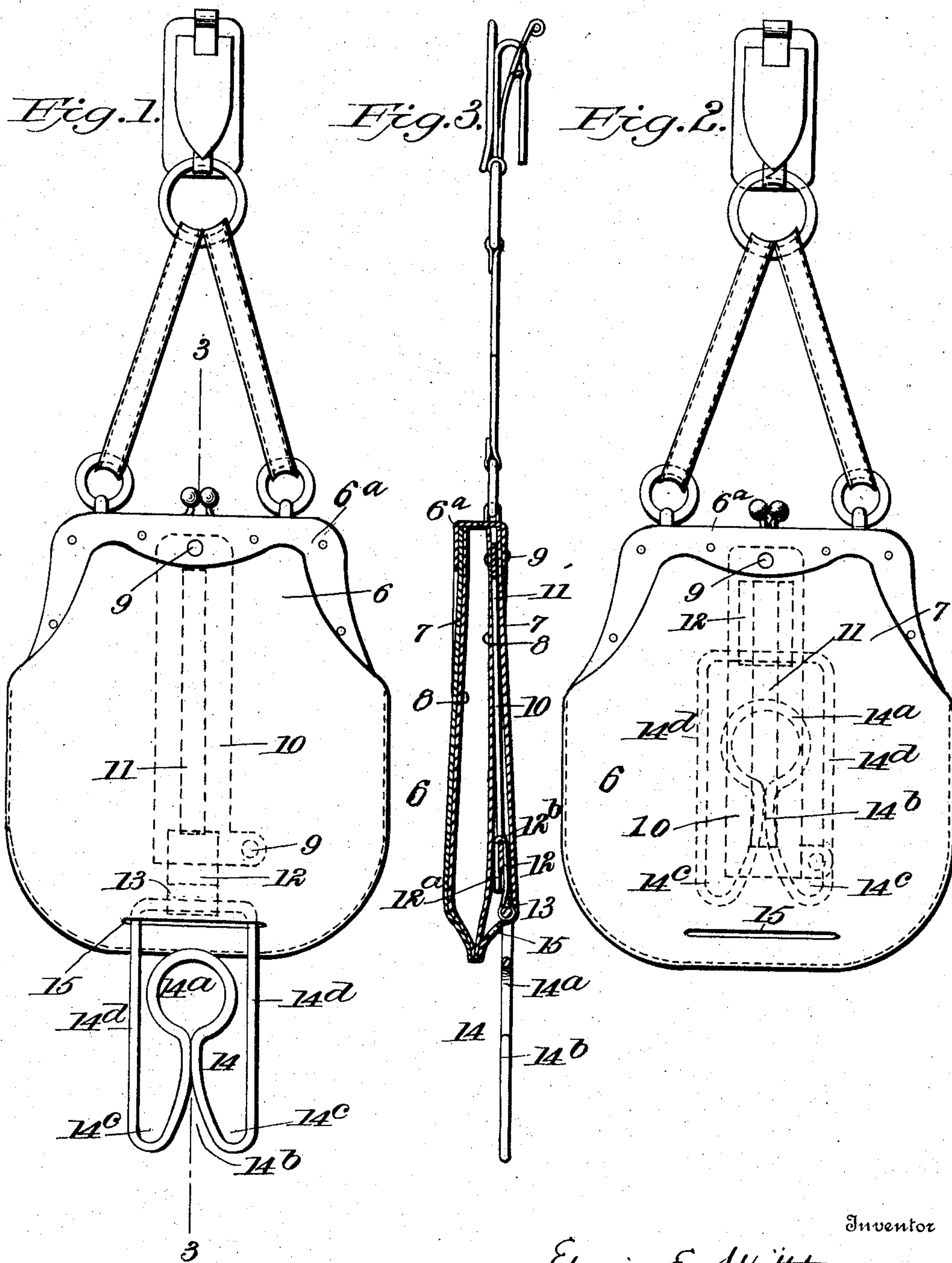
No. 780,630.

PATENTED JAN. 24, 1905.

E. E. WITTKOPP.
SKIRT LIFTER.

APPLICATION FILED OCT. 9, 1903. RENEWED SEPT. 8, 1904.

2 SHEETS—SHEET 1.



Witnesses

C. H. Walker,
M. Schmitt

Inventor

Edwin E. Wittkopp

By

Wm. B. Stevens & Co.
Attorneys

No. 780,630.

PATENTED JAN. 24, 1905.

E. E. WITTKOPP.
SKIRT LIFTER.

APPLICATION FILED OCT. 9, 1903. RENEWED SEPT. 6, 1904.

2 SHEETS—SHEET 2.

Fig. 4.

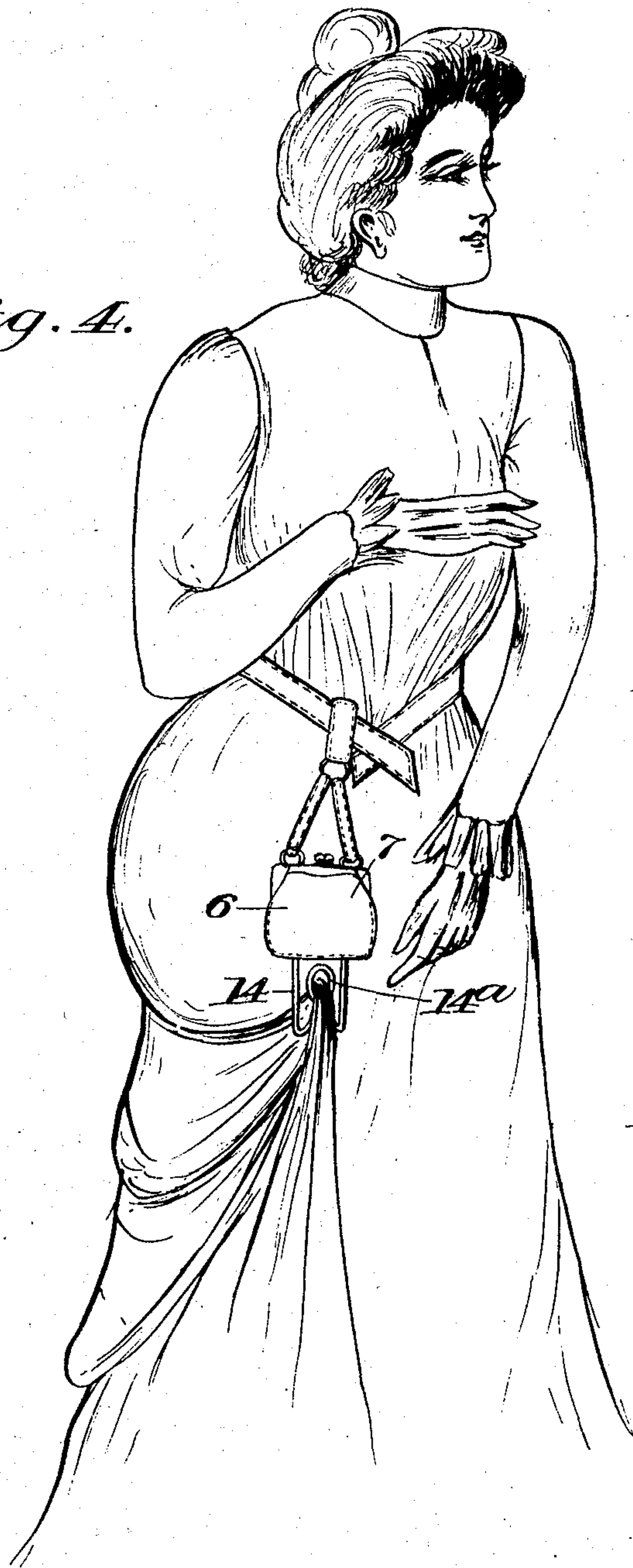
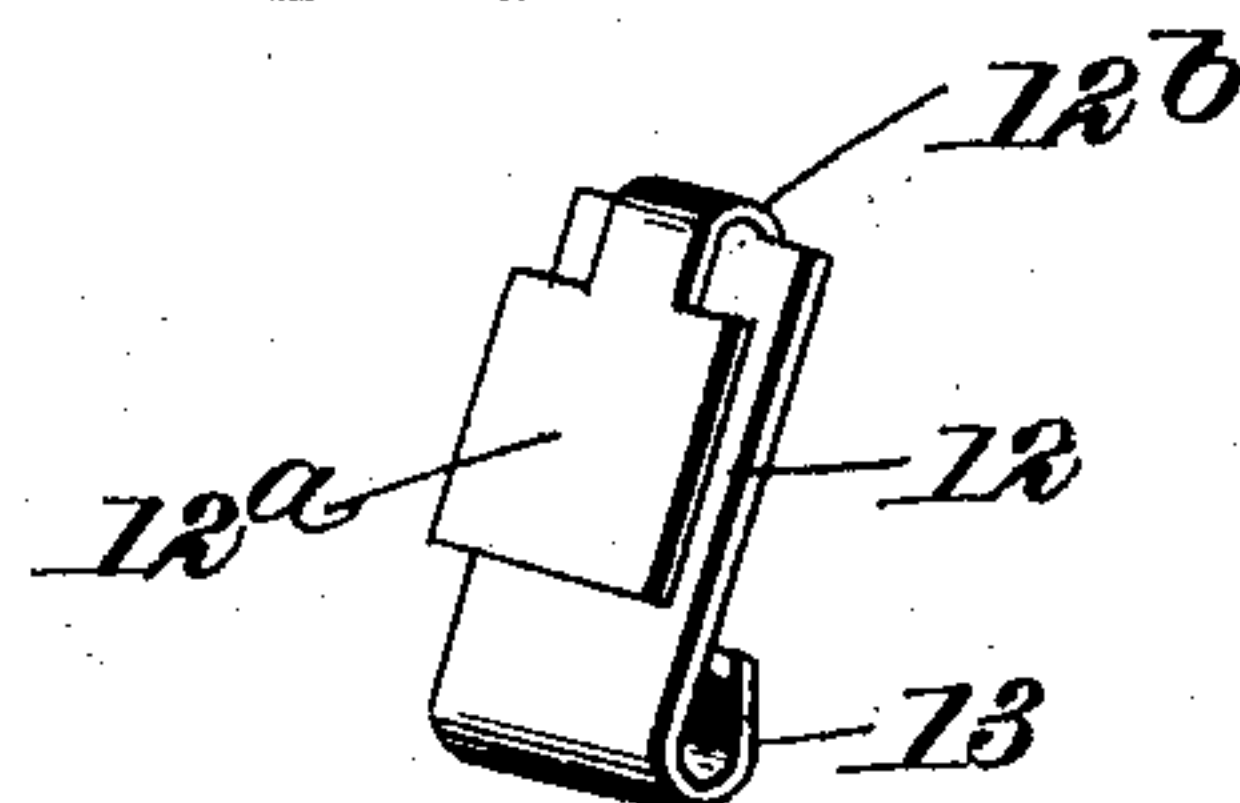


Fig. 5.



Witnesses

C. H. Walker
M. Schmidt

Inventor

Edwin E. Wittkopp

By

Milo B. Stevens & Co.
Attorneys

UNITED STATES PATENT OFFICE.

EDWIN E. WITTKOPP, OF CHICAGO, ILLINOIS.

SKIRT-LIFTER.

SPECIFICATION forming part of Letters Patent No. 780,630, dated January 24, 1905.

Application filed October 9, 1903. Renewed September 6, 1904. Serial No. 223,496.

To all whom it may concern:

Be it known that I, EDWIN E. WITTKOPP, a citizen of the United States, residing at Chicago, in the county of Cook and State of Illinois, have invented certain new and useful Improvements in Skirt-Lifters; and I do hereby declare the following to be a full, clear, and exact description of the invention, such as will enable others skilled in the art to which it appertains to make and use the same, reference being had to the accompanying drawings, and to the figures of reference marked thereon, which form a part of this specification.

My invention relates to skirt-lifters, more particularly a device of this kind to be attached to a chatelaine purse or bag, so that the skirt may be supported by the same hanger as the purse.

The object of the invention is to provide a simple and convenient skirt-lifter which is readily accessible when desired to be used and which may be concealed in the purse when not in use.

In the accompanying drawings, Figure 1 is an elevation showing the skirt-lifter withdrawn from the purse and ready for use. Fig. 2 shows the same concealed in the purse. Fig. 3 is a vertical section on the line 3 3 of Fig. 1. Fig. 4 is a perspective view showing the application of the invention. Fig. 5 is detail view.

Referring specifically to the drawings, 6 indicates a chatelaine purse or bag having the usual straps and clasp for attachment to the belt of the wearer. Its construction is immaterial and in the drawings I have shown the usual hinged metal frame 6^a, to which the outside cover 7 and the lining 8 are secured. On the under side of the purse, between the outside cover and the lining, I secure by rivets 9 or otherwise a thin metal strip 10, having an elongated slot 11. Adapted to slide up and down in the slot is a plate 12, having at its lower end a hook 13, which carries the clasp 14, in which the skirt is held. The plate 12 is supported on the strip 10 by a head 12^a wider than the slot 11 and connected to the plate by a neck 12^b, which extends through the slot. This construction permits the plate to be read-

ily slid up and down on the strip, and being loosely held thereon the clasp may be swung sidewise to a limited extent in either direction.

The clasp 14 comprises a single piece of spring-wire, which is bent to form a loop 14^a with a narrow slot 14^b leading thereto, formed by downwardly-extending members 14^c, which are then recurved in opposite directions and extend upwardly, forming substantially parallel outer side members 14^d, which are then bent together and engaged in the hook 13. An opening 15 is made in the outside cover of the purse, through which the clasp may be drawn when in use. When not in use, it can be shoved up through said opening, so as to be concealed, as shown in Fig. 2, the plate 12, which carries the clamp, being slidable on the slotted strip 10, as heretofore described.

In use to hold up the skirt the clasp is drawn down from the purse and the skirt is inserted in the loop 14^a and the slot 14^b, in which it will be securely held by the members 14^c.

Having thus described my invention, what is claimed as new, and desired to be secured by Letters Patent, is—

1. The combination with a belt-supported bag having an opening in the outside cover thereof, of an adjustable garment-clasp secured in said opening.

2. The combination with a belt-supported bag having an opening in the outside cover thereof, of a slotted strip secured in said opening, a vertically-adjustable and laterally-swiveling plate secured to the strip, and a garment-clasp carried by the plate.

3. The combination with a belt-supported bag having an opening in the outside cover thereof, of a slotted strip secured in said opening, a sliding plate extending through the slot and on both sides of the strip, and a garment-clasp carried by the plate.

In testimony whereof I affix my signature in presence of two witnesses.

EDWIN E. WITTKOPP.

Witnesses:

SIGNA FELTSKOG,
H. G. BATCHELOR.