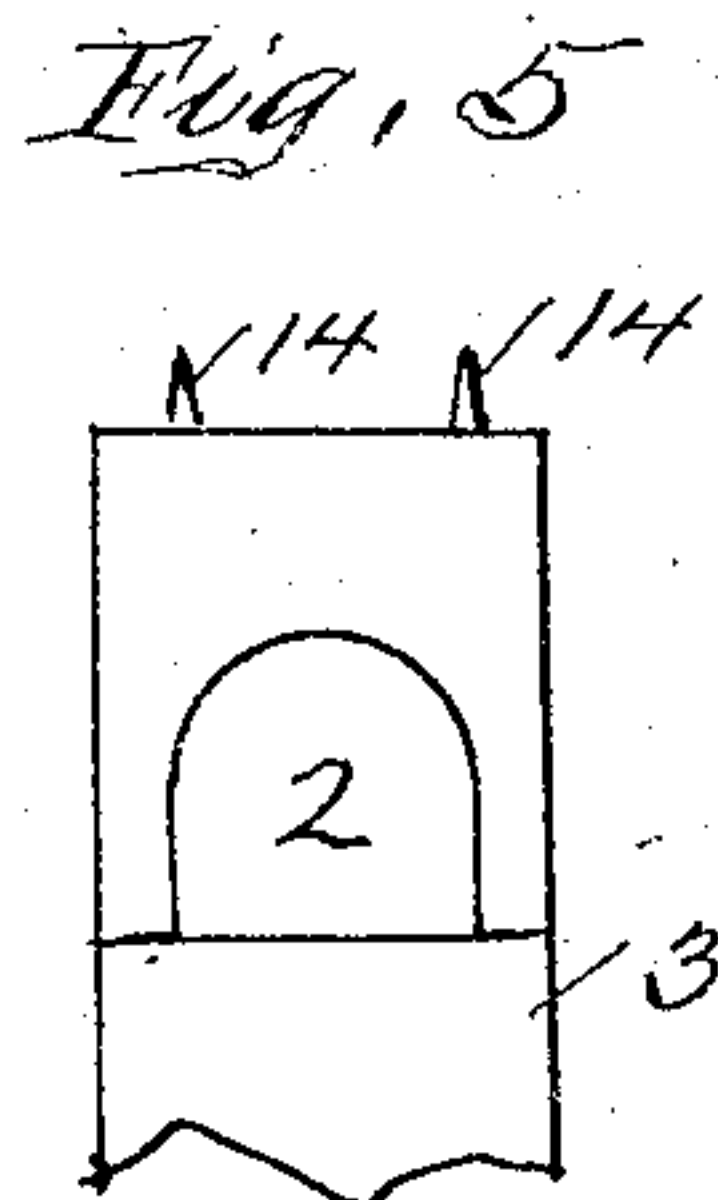
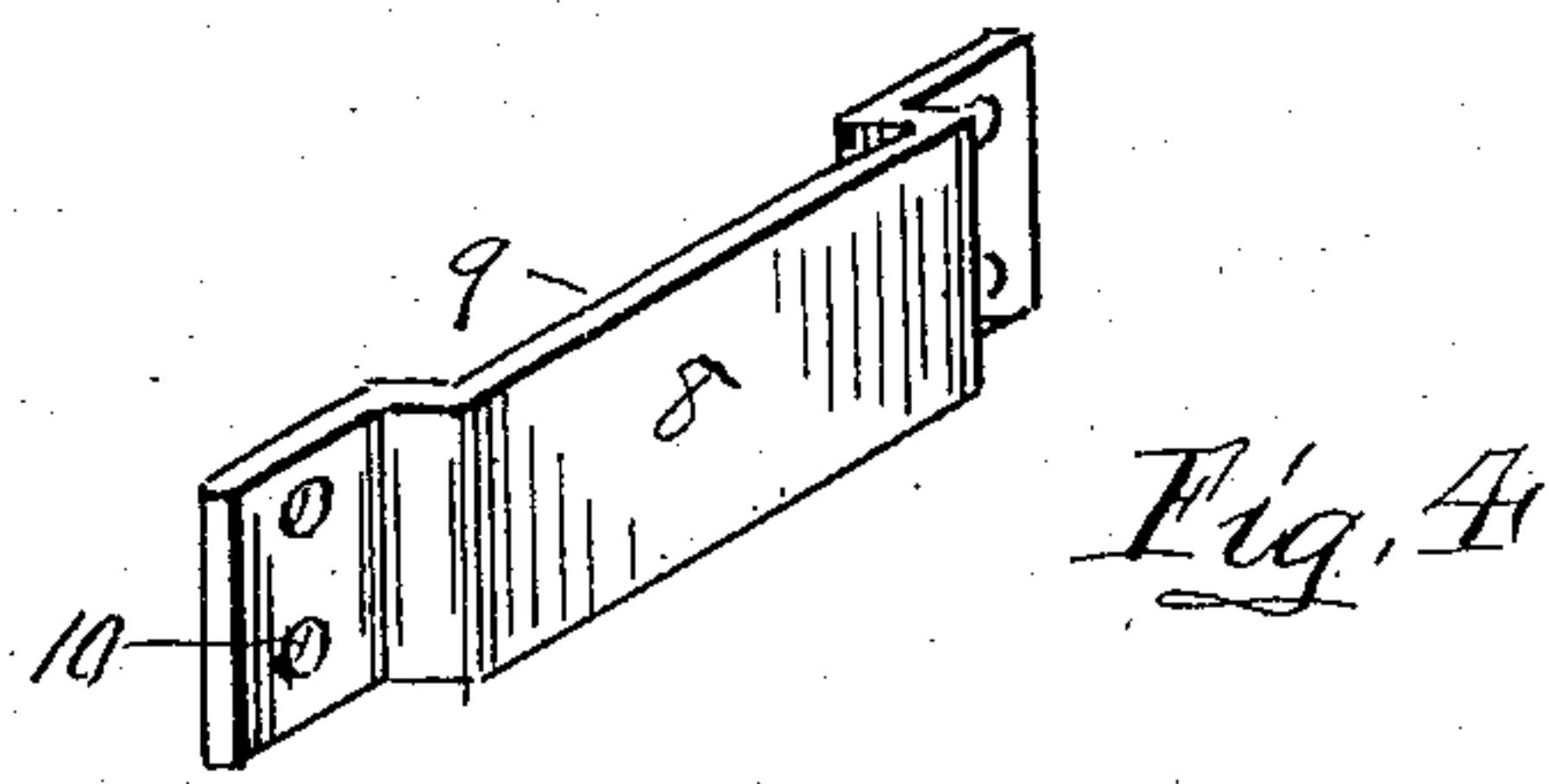
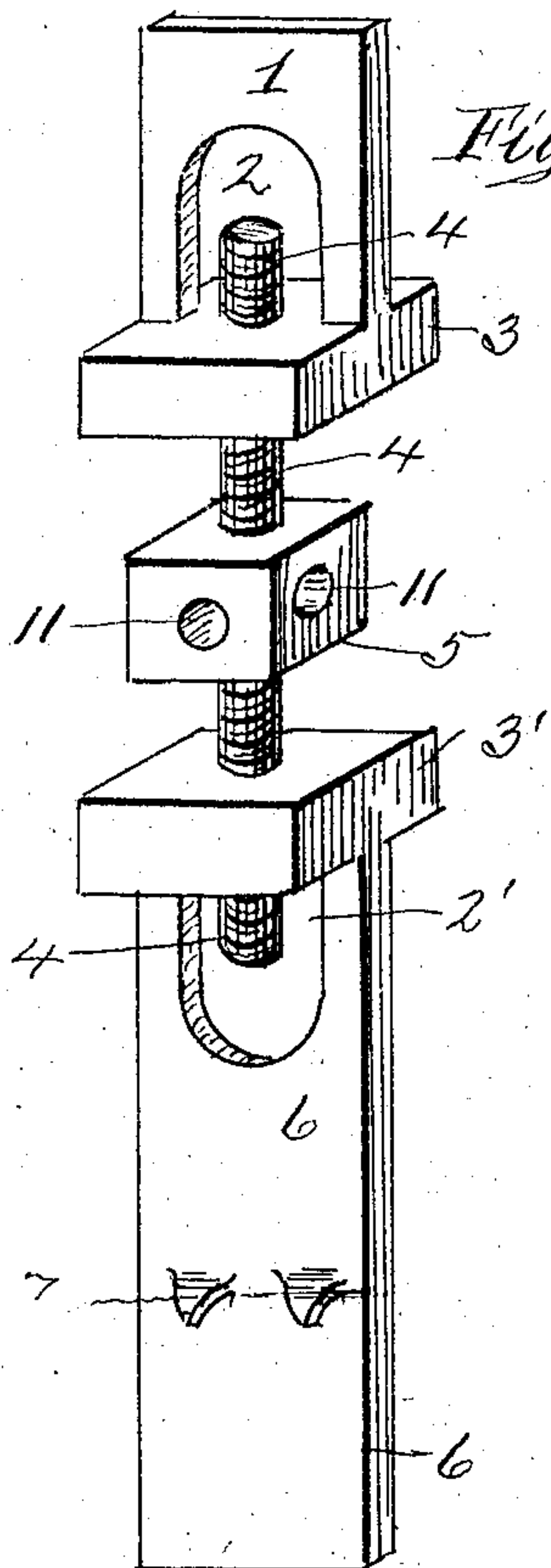
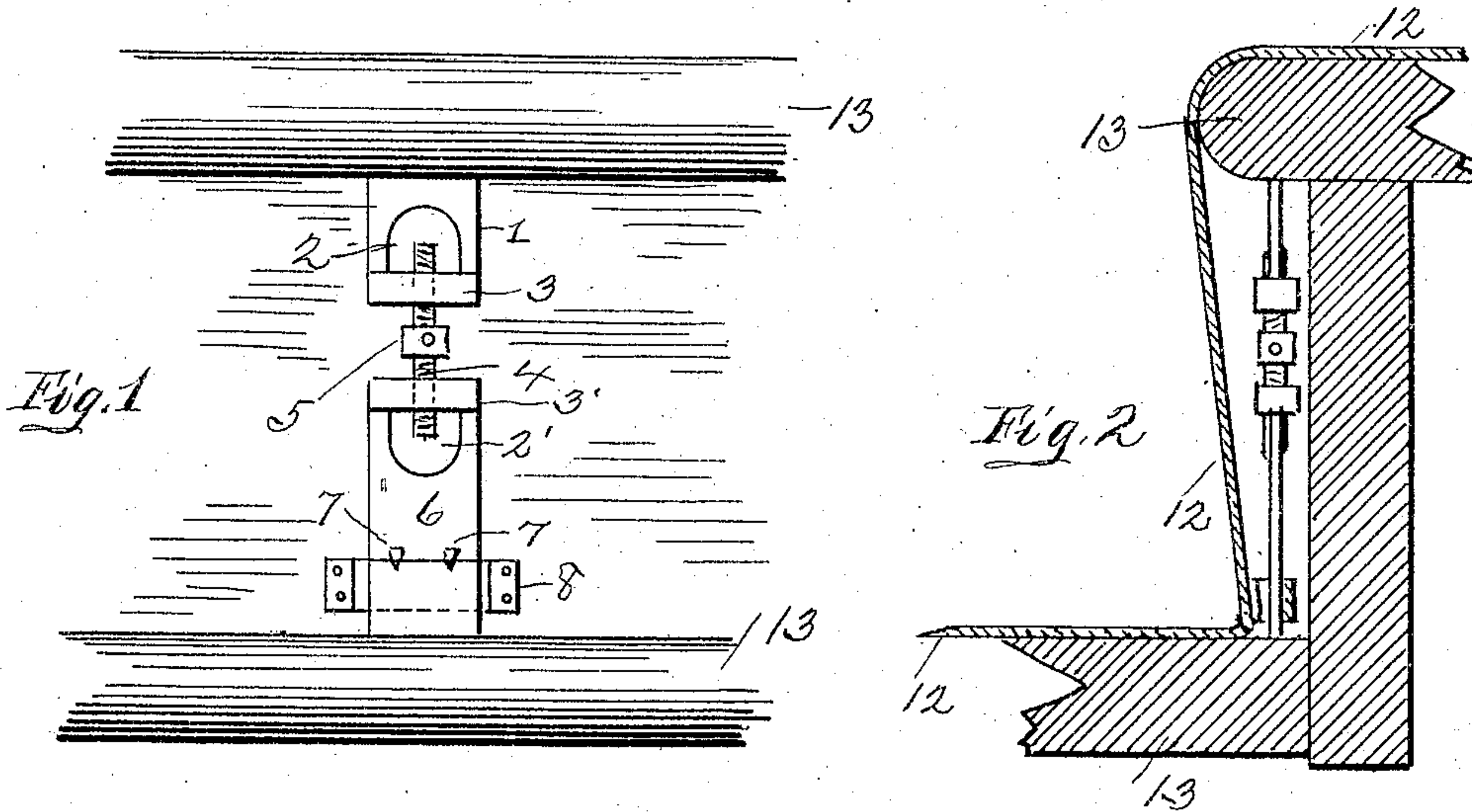


No. 780,487.

PATENTED JAN. 17, 1905.

G. B. SHAW.
STAIR CARPET FASTENER.
APPLICATION FILED NOV. 12, 1903.



WITNESSES:
Mr. Hunter
L. Boulton.

Inventor,
George B. Shaw
By C. A. Lewis
Att'y.

UNITED STATES PATENT OFFICE.

GEORGE B. SHAW, OF ALLEGHENY, PENNSYLVANIA.

STAIR-CARPET FASTENER.

SPECIFICATION forming part of Letters Patent No. 780,487, dated January 17, 1905.

Application filed November 12, 1903. Serial No. 180,813.

To all whom it may concern:

Be it known that I, GEORGE B. SHAW, a citizen of the United States, residing at Allegheny, in the county of Allegheny and State of Pennsylvania, have invented a new and useful Improvement in Stair-Carpet Fasteners, of which improvement the following is a specification.

This invention relates to an improved stair-carpet fastener; and it consists in the certain details of construction and combination of parts, as will be fully described hereinafter.

In the accompanying drawings, Figure 1 is a front elevation of a portion of a stairway, showing one of my improved fasteners arranged in position, the stair-carpet being removed therefrom, the said fastener being constructed and arranged in accordance with my invention. Fig. 2 is a side sectional elevation of the same. Fig. 3 is an enlarged perspective view of one of the fasteners detached from the stairway. Fig. 4 is a similar view of the clip attached to the back of the carpet and adapted to engage with the base of the fastener. Fig. 5 is a face view of the top portion of the fastener, showing a modified form in which small spurs are used to engage with the under side of the tread of the step.

To put my invention into practice, and thereby provide fasteners for stair-carpet that will not be seen when said carpet is placed in position, I form from metal a top portion 1, having an opening 2 and enlarged portion 3, in which a threaded opening is placed for the reception of one end of a bolt 4. This bolt 4 is formed with right and left hand screw-threads and an intervening integral nut 5, in which radial openings 11 are made, by means of which a suitable pointed instrument may be inserted and the said bolt turned in either direction. Connected to the lower end of the bolt 4 is a piece 6, having an opening 2', an enlarged portion 3', in which the screw-opening is formed, and also spurs 7 on one face thereof. These spurs 7 are adapted to engage with metallic clips 8, said clips bent to form a recess 9 and the ends provided with perforations 10, by means of which the said clips may be fastened to the back surface of the carpet. In operation the width of the tread 13 and the height of the rise of the stairs are carefully measured and the clips sewed to the back of the carpet at distances corre-

sponding accurately to said measurements, two clips being used for each step and located laterally a short distance within the edges of the carpet. The lower end 6 of each fastener is inserted in the recess 9 of the clips and the carpet 12 and brought close to the rise of the stair, as will be seen by reference to Fig. 1 of the drawings. The top portion of each fastener is moved beneath the tread of the step above, and by means of the pointed tool before mentioned the right and left hand threaded bolt 4 is operated to elongate the fastener and bind the same in position and the same operation continued with the next step above. If it is desired, the top portion of the fastener may be formed with spurs 14 (see Fig. 5) to engage with the tread.

In place of the clips 8 a strip of strong fabric may be sewed to the back of the carpet in a manner that will form pockets for the reception of the lower ends of the fasteners.

Various slight modifications and changes may be made in the details of construction without departing from the spirit of the invention.

Having thus described my invention, what I claim, and desire to secure by Letters Patent, is—

1. The herein-described fastener for stair-carpet, consisting of the upper and lower sections, the one joined to the other by means of a right and left hand screw bolt, and a means for connecting the lower end to the rear surface of the carpet, as and for the purpose described.

2. A stair-carpet fastener, consisting of the upper portion 1, the right and left hand screw bolt 4 and means for operating the same, the lower portion 6 connected to said bolt, and provided with spurs 7, the clip 8 attached to the back of the carpet and engaging with the said spurs and with the lower portion 6 of the fastener, all arranged and combined for service substantially as and for the purpose described.

In testimony whereof I have hereunto signed my name in the presence of two subscribing witnesses.

GEORGE B. SHAW.

In presence of—
M. HUNTER,
L. BOULTON.