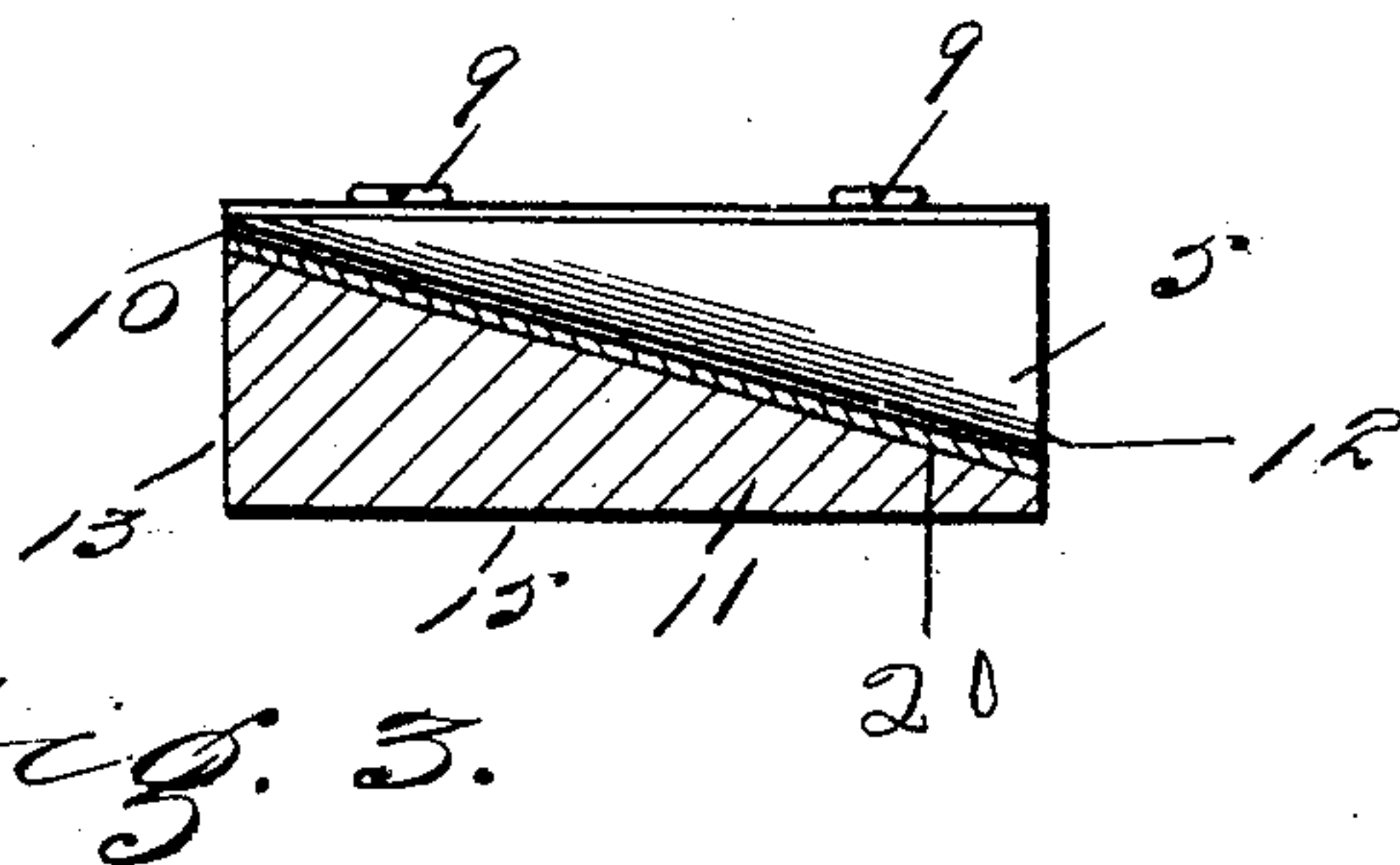
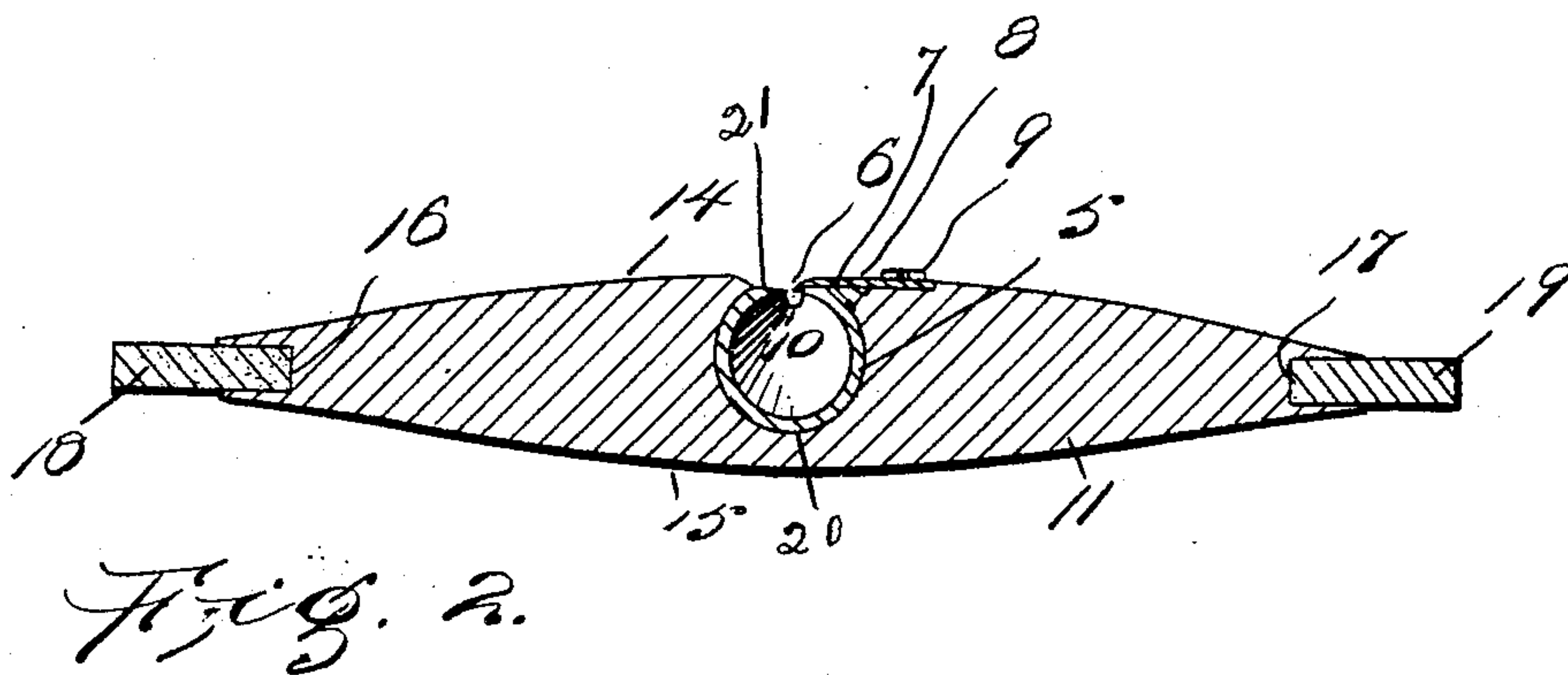
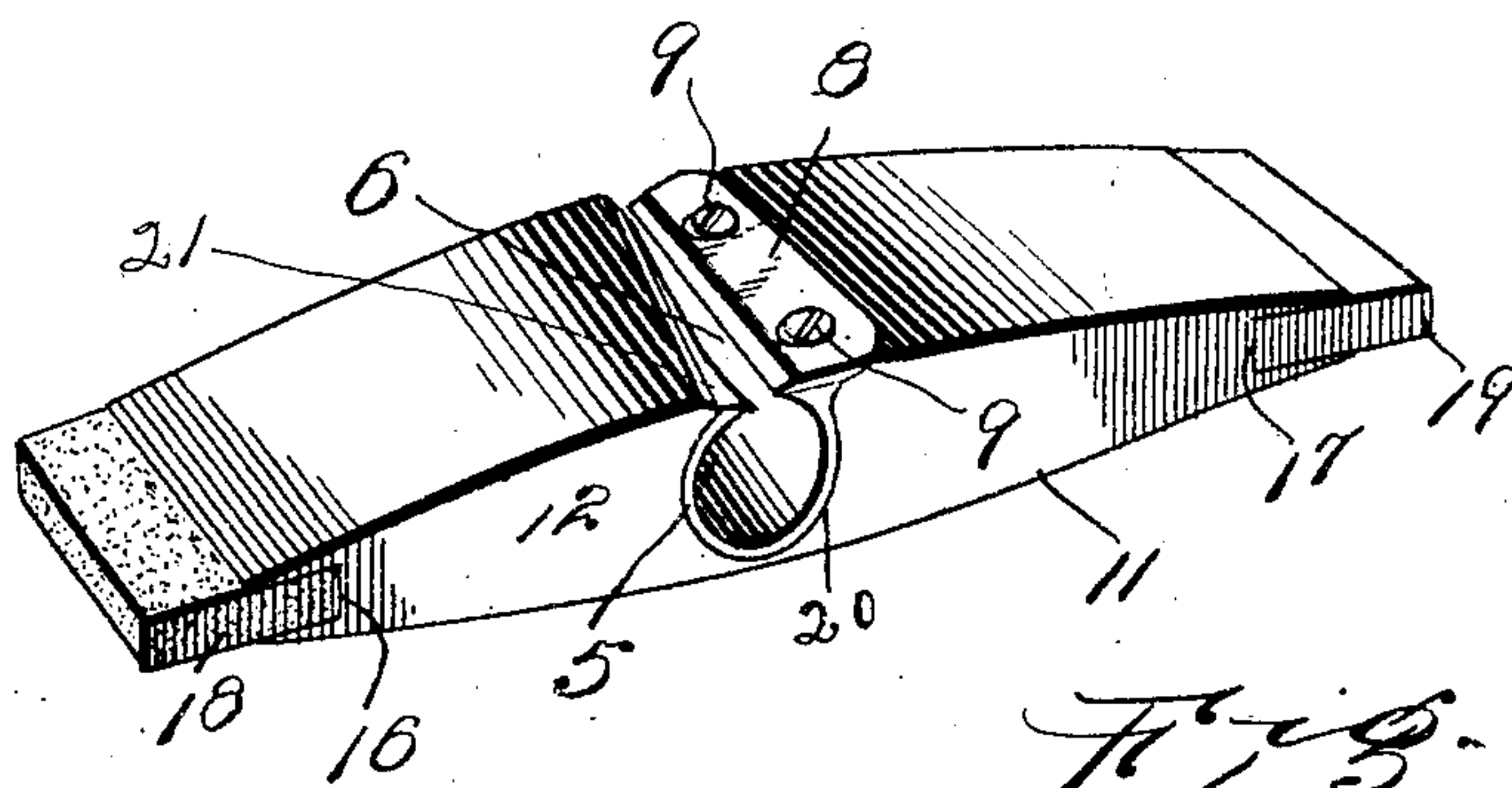


No. 779,894.

PATENTED JAN. 10, 1905.

C. WETZEL.  
COMBINED ERASER AND PENCIL SHARPENER.  
APPLICATION FILED FEB. 3, 1904.



Witnesses  
*W. Simpson*  
*F. C. Jones*

Inventor  
*C. Wetzel*  
By *Charles H. H. H.*  
Attorneys

# UNITED STATES PATENT OFFICE.

CHRISTIAN WETZEL, OF CHESTER, WEST VIRGINIA

## COMBINED ERASER AND PENCIL-SHARPENER.

SPECIFICATION forming part of Letters Patent No. 779,894, dated January 10, 1905.

Application filed February 3, 1904. Serial No. 191,864.

*To all whom it may concern:*

Be it known that I, CHRISTIAN WETZEL, a citizen of the United States, residing at Chester, in the county of Hancock, State of West Virginia, have invented certain new and useful Improvements in a Combined Eraser and Pencil-Sharpener; and I do hereby declare the following to be a full, clear, and exact description of the invention, such as will enable others skilled in the art to which it appertains to make and use the same.

This invention relates to pencil-sharpener and erasers.

In that class of pencil-sharpener designed to be held in the hand of the operator there is ordinarily no means provided for holding the sharpener, excepting with the fingers, so that the sharpener cannot be held steady, and as a result the point of the pencil is very often broken in the sharpening operation.

It is the object of the present invention to provide a sharpener mounted in a block in such manner that the sharpener may be grasped with the entire hand of the operator, and thus held steady, a further object of the invention being to provide an arrangement which will permit of this large handle being employed as a handle also for rubber erasers, so arranged that during the sharpening operation they will not be touched by the hand of the operator, and therefore will be protected against soiling, while in the operation of erasing the sharpener will not interfere in any manner.

In the drawings forming a portion of this specification, and in which like numerals of reference indicate similar parts in the several views, Figure 1 is a perspective view showing an implement embodying the present invention. Fig. 2 is a longitudinal section through the implement. Fig. 3 is a transverse section through the implement.

Referring now to the drawings, the present implement comprises a sharpener including a conical body portion 5, which is slotted longitudinally at one side, as shown at 6, and adjacent to which slot is a rest 7, upon which

is clamped a cutting-blade 8 by means of screws 9, this blade projecting with its cutting edge through the slot 6 and into the body 5, so that when the end of a pencil is inserted in the body and rotated in the proper direction the blade will shave the pencil in the well-known manner. The apex of the cone is cut off to form an opening 10, through which projects the lead of the pencil.

A handle for the sharpener consists of a wooden body 11, two of the side faces 12 and 13 of which are parallel, while the remaining side faces 14 and 15 are convex from end to end, the ends of this handle having seats 16 and 17 formed therein, in which are received rubber erasers 18 and 19, which are cemented or otherwise secured in place. Transversely through the handle, which is of wood, from one flat side face to the other thereof there is formed a tapered passage 20 of a size to receive snugly the body portion 5 of the sharpener, there being a slot 21 in the handle which registers with the slot in the body of the sharpener, the face of the handle 11 being also recessed adjacent to this slot to accommodate the cutting-blade and the shoulder upon which it is fastened.

In the operation of sharpening a pencil the body 11 is grasped and held by all of the fingers of the left hand of the operator, and owing to the size and shape of the handle it is possible to hold it securely while a pencil engaged in the sharpener is rotated, the rubber erasers at this time being in such positions that they do not come in contact with the hand of the operator, and thus are not soiled.

When the implement is to be used as an eraser, the handle 11 is grasped after the manner of the ordinary double-ended eraser and is used in the usual manner, the presence of the sharpener in no way interfering with this use.

What is claimed is—

A pencil-sharpener comprising a conical body portion having a longitudinal slot and a cutting-blade secured thereto and projecting



inwardly through the slot and a handle having a transverse passage from side to side thereof and a transverse slot communicating with the passage, said conical body portion of  
5 the sharpener being fitted in the passage of the handle with the slot of said body portion registering with the slot of the handle, the ends of the handle at opposite sides of said

body having seats therein adapted to receive erasing rubbers. 10

In testimony whereof I affix my signature in presence of two witnesses.

CHRISTIAN WETZEL.

Witnesses:

J. H. ALLISON,

C. H. BAILEY.