

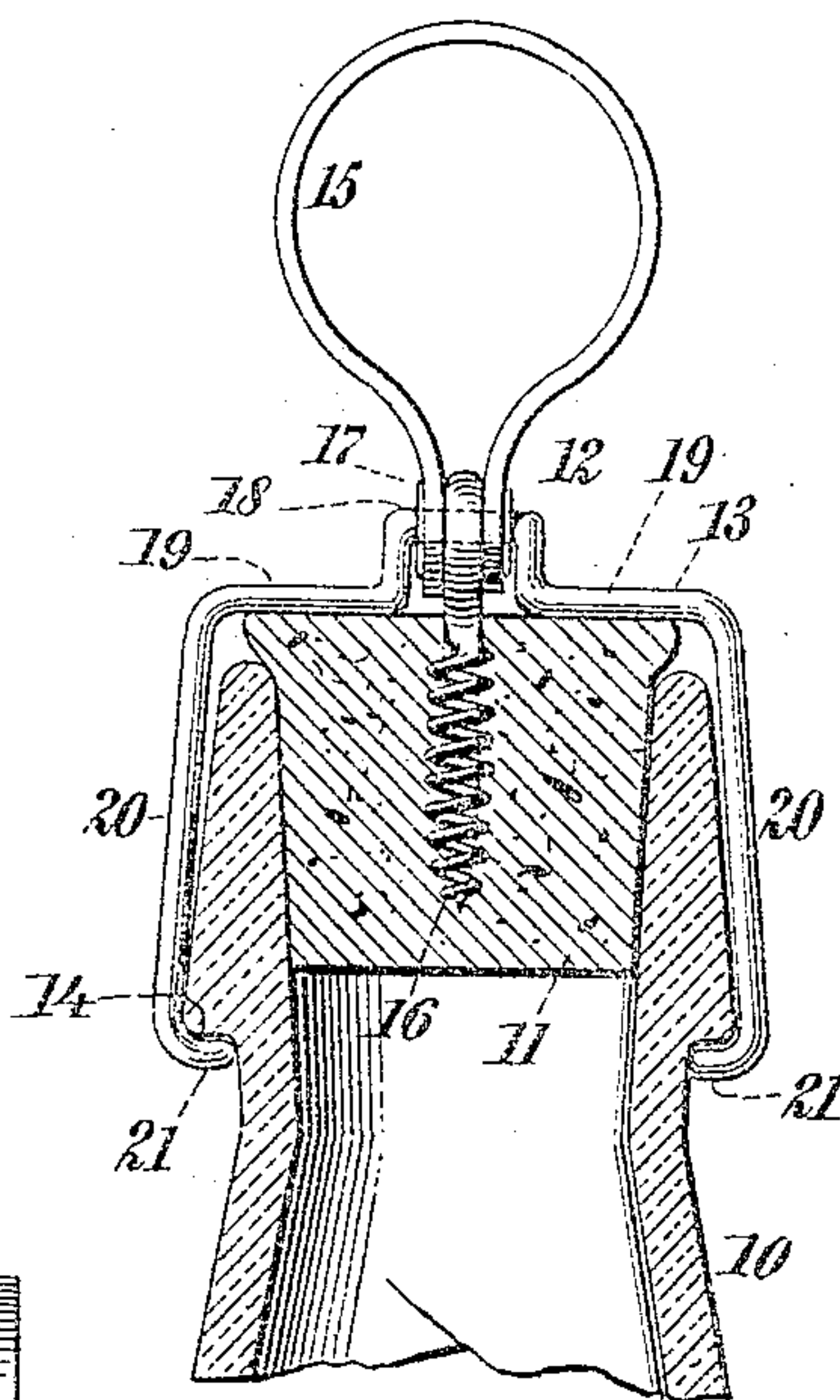
No. 778,593.

PATENTED DEC. 27, 1904.

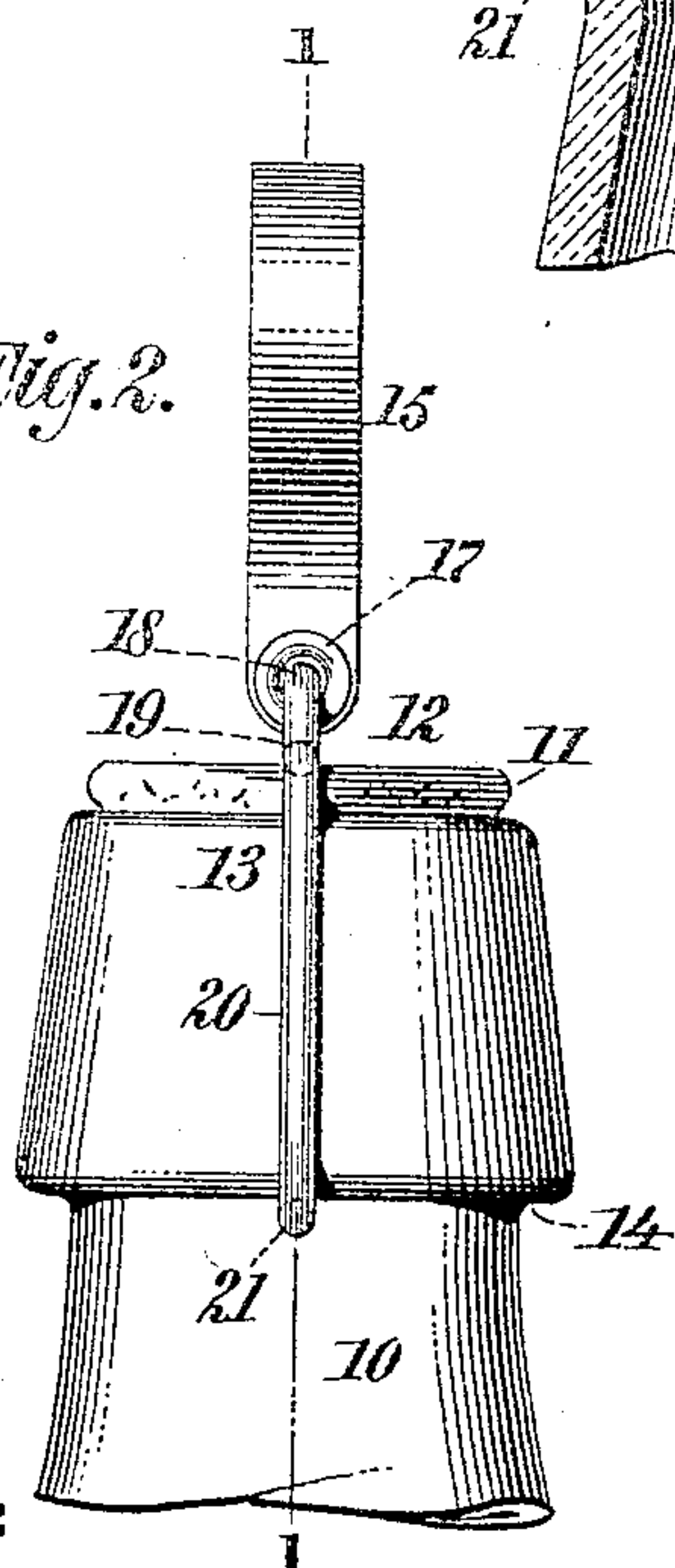
A. M. MACONNELL.  
CLOSURE FOR BOTTLES OR THE LIKE.

APPLICATION FILED APR. 6, 1904.

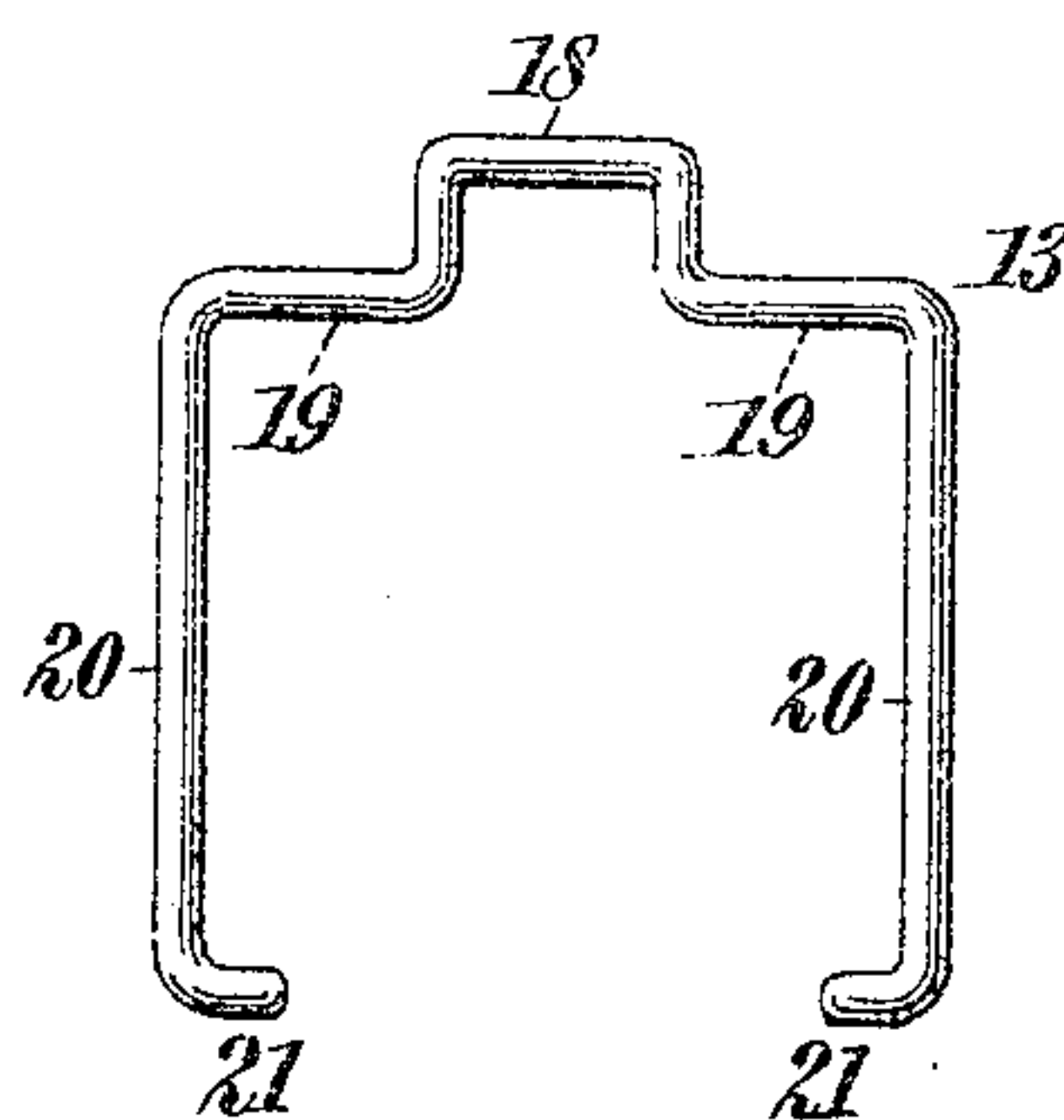
*Fig. 1.*



*Fig. 2.*



*Fig. 3.*



WITNESSES:

*Gustav Dietrich.*

*Edwin H. Brittain.*

INVENTOR

*Alexander M. Macconnell*

BY

*Chas. C. Gill*

ATTORNEY

# UNITED STATES PATENT OFFICE.

ALEXANDER M. MACONNELL, OF NEW YORK, N. Y.

## CLOSURE FOR BOTTLES OR THE LIKE.

SPECIFICATION forming part of Letters Patent No. 778,593, dated December 27, 1904.

Application filed April 6, 1904. Serial No. 201,797.

*To all whom it may concern:*

Be it known that I, ALEXANDER M. MACONNELL, a citizen of the United States, and a resident of New York, in the county of New York and State of New York, have invented certain new and useful Improvements in Closures for Bottles or the Like, of which the following is a specification.

The invention relates to improvements in closures for bottles and the like; and it consists in the novel features hereinafter described, and particularly pointed out in the claims.

My invention pertains more particularly to closures for bottles containing oil or effervescent liquids; and its object is to provide a closure comprising a cork, a corkscrew, and a wire bail, the latter being swiveled upon the corkscrew and adapted to be moved into engagement with an exterior annular shoulder on the bottle-neck for the purpose of holding the cork firmly within said neck.

My invention was produced to overcome the difficulties incident to the retention of corks in bottles containing oil, such as cod-liver oil, in the employment of which bottles it has been found that during the use of the bottles by the patient and due to the repeated withdrawal and insertion of the stopper into the bottle-neck the latter becomes so thoroughly lubricated by the oil that it will not remain firmly within the upwardly-converging mouth of the bottle, but will work or creep upwardly in a direction from said mouth, the compression of the cork during its insertion acting upon the release of the cork to move the latter upwardly along the lubricated surfaces of the bottle-neck. By means of my invention the stopper even after its repeated use may be held firmly in position within the bottle-neck, being there positively though detachably held by the engagement of the lower ends of the wire bail with the projecting shoulder on the bottle-neck.

The invention will be fully understood from the detailed description hereinafter presented, reference being had to the accompanying drawings, in which—

Figure 1 is a central vertical section through a portion of a bottle equipped with a closure

embodying my invention. Fig. 2 is an edge elevation of the same, and Fig. 3 is a detached front elevation of the wire bail.

In the drawings, 10 designates the bottle-neck, 11 the cork stopper, 12 the corkscrew, and 13 the wire bail, said bottle being provided with the annular exterior shoulder 14 about its neck, and said corkscrew comprising the foldable band-handle 15 and worm 16, the ends of the band forming the handle 15 being brought together at opposite sides of the eye at the upper end of the worm 16 and being there secured by a metal eyelet 17 in a familiar manner. The eyelet 17 forms a bearing for the bail 13, which is made from an individual rod of wire bent to form the central bearing-section 18, horizontal crank-sections 19 to firmly engage the upper end of the cork 11, and the side members 20 to extend downwardly along the neck of the bottle and having the inwardly-bent lower ends 21, forming hooks to engage the shoulder 14 on the bottle. The section 18 of the bail 13 may have a free turning action within the eyelet 17, and hence said bail may be turned upwardly about the handle 15 and downwardly to engage the shoulder 14 whenever desired, and the said bail 13 will be turned upwardly when it is desired to withdraw and return the cork 11 and downwardly to engage the shoulder 14 after the cork has been restored to its home position for the purpose of locking said cork in position and preventing the lubricated surfaces thereof from effecting the loosening of the cork from such position. The length of the side members 20 of the bail 13 will vary with the location of the shoulder 14 on the bottle-neck, it being the purpose that the hooks 21 shall engage the shoulder when and only when the cork 11 is in its sealing position, and hence when the shoulder 14 is nearer to the upper edge of the bottle-neck than it is in the construction illustrated the side members 20 will have to be made correspondingly shorter.

The bail 13 is applied by being worked through the eyelet 17, the bends in said bail being such that the bail may be applied in this manner. The section 18 of the bail forms a horizontal pivot having a bearing in the eye-



let 17 and permits of the convenient movement of the bail to engage or be disengaged from the shoulder 14. The corkscrew not only furnishes a suitable means for carrying  
5 and permitting the operation of the bail 13, but affords convenient means for withdrawing and applying the cork and holding the cork in its sealing position while the hooks 21 are being moved below the shoulder 14.

10 What I claim as my invention, and desire to secure by Letters Patent, is -

1. A closure for bottles and the like having an exterior shoulder on the neck thereof, said closure comprising a stopper, a corkscrew  
15 whose worm is embedded in said stopper and which corkscrew above said stopper is provided with a horizontal eye, and a wire bail swiveled in said eye and having side members carrying hooks at their outer ends to engage

said shoulder and lock said stopper in its sealing position; substantially as set forth. 20

2. A corkscrew having a worm and handle and a horizontal eye above said worm, combined with a wire bail swiveled in said eye and comprising the pivot-section 18 adapted  
25 to said eye, crank-sections 19 to bear upon the upper end of a stopper, and side members 20 having hook-shaped ends 21 to engage a shoulder on the bottle-neck when the stopper is in its sealing position; substantially as set forth. 30

Signed at New York, in the county of New York and State of New York, this 4th day of April, A. D. 1904.

ALEXANDER M. MACONNELL,

Witnesses:

CHAS. C. GILL,

ARTHUR MARION.