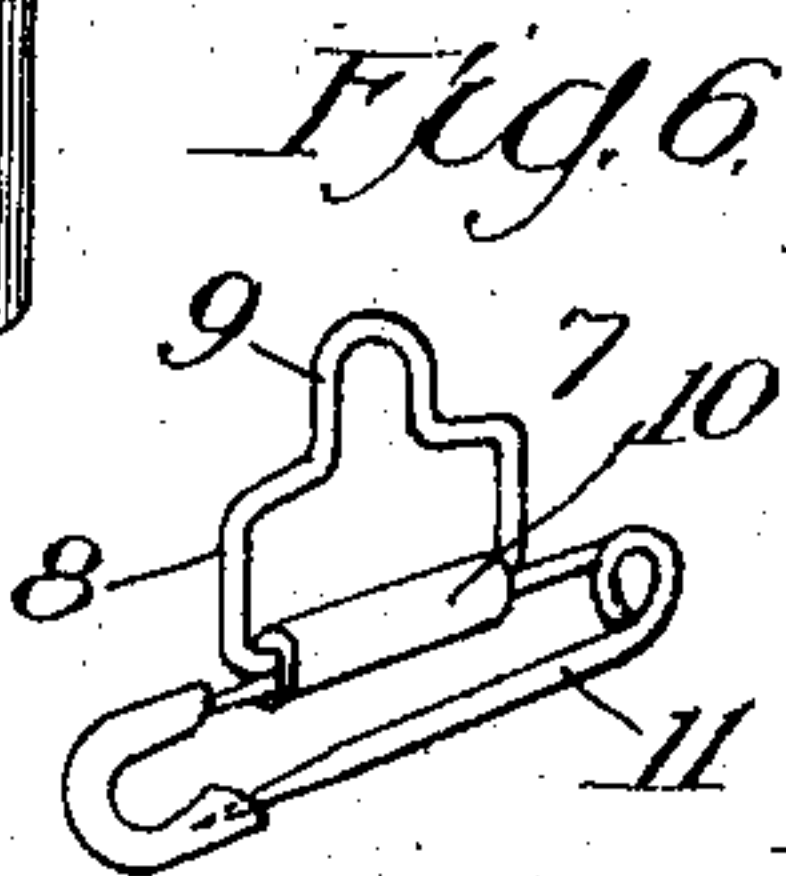
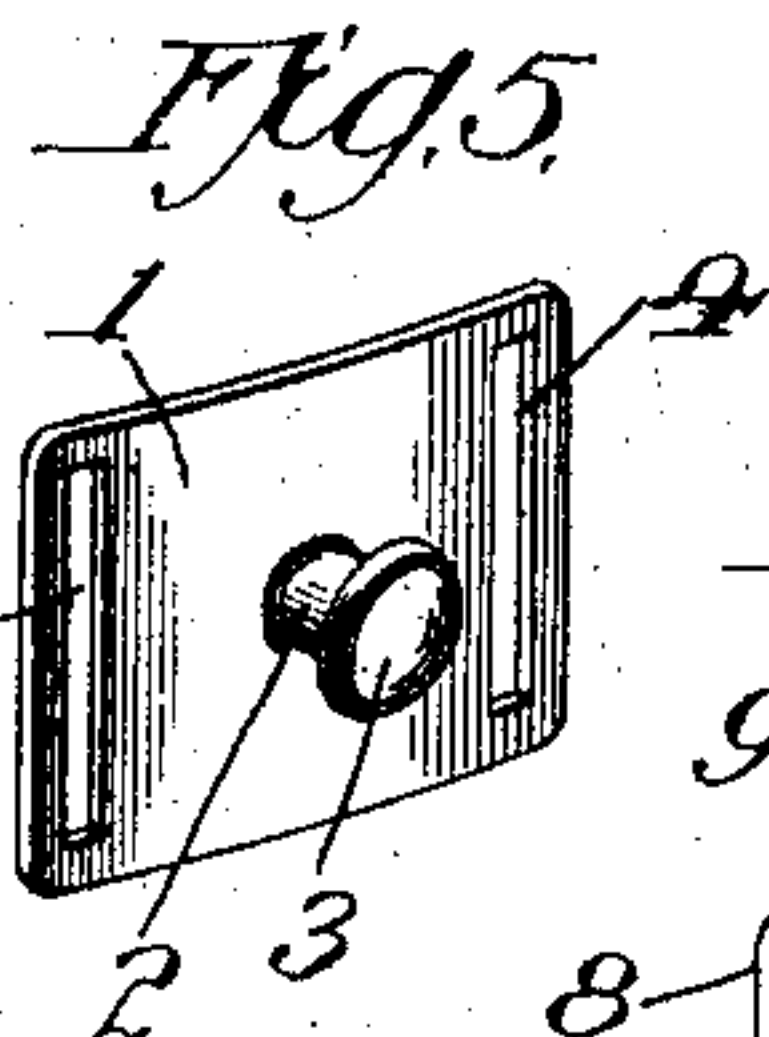
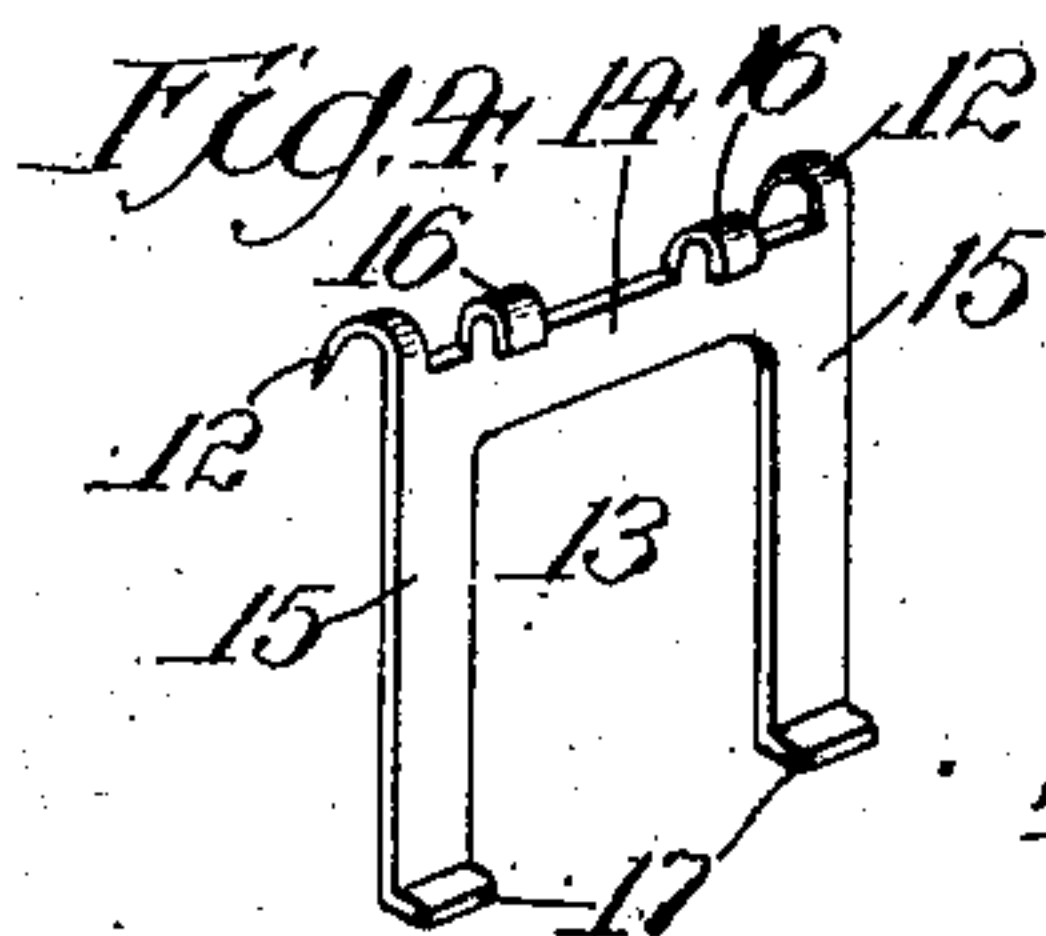
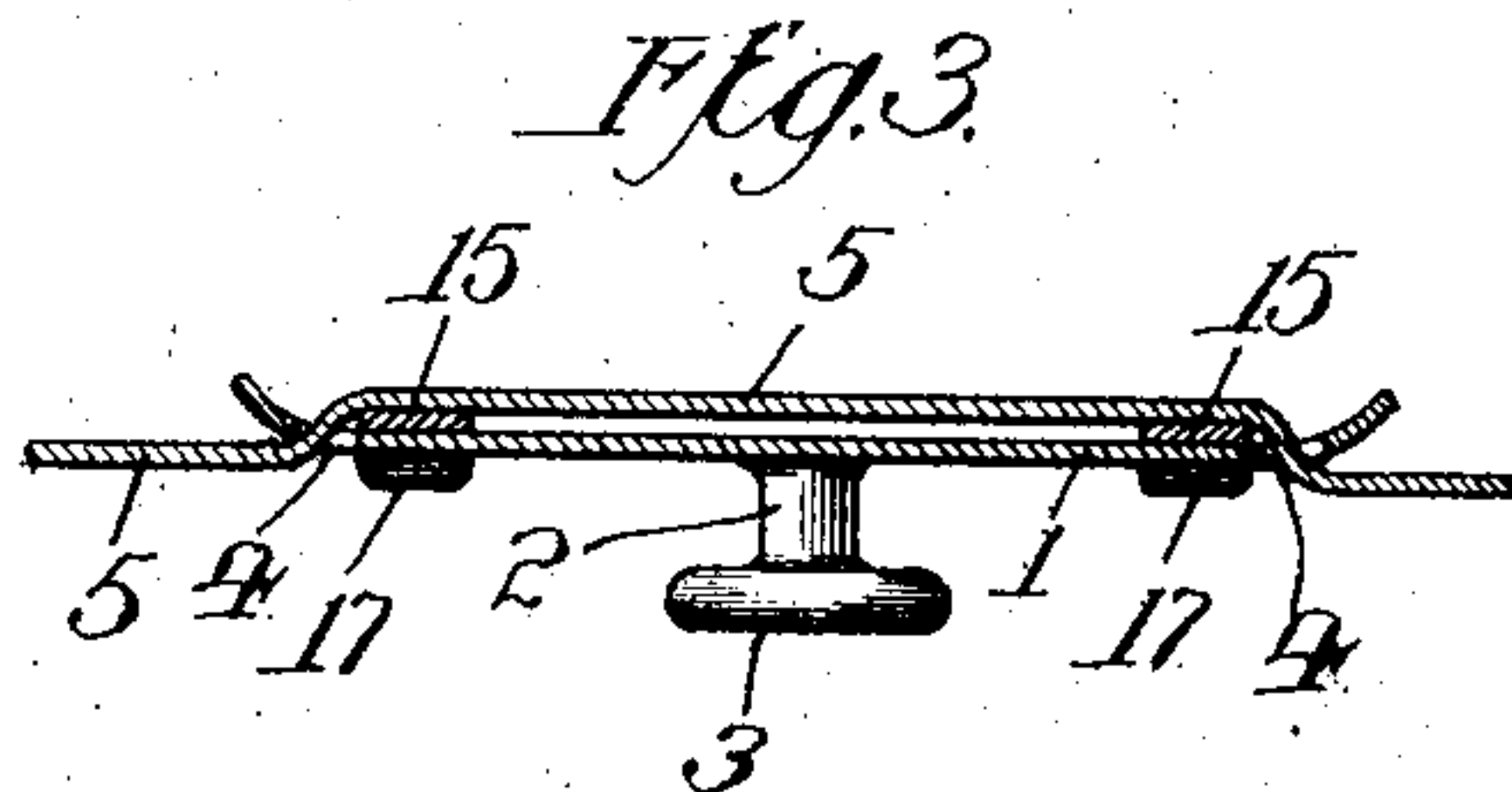
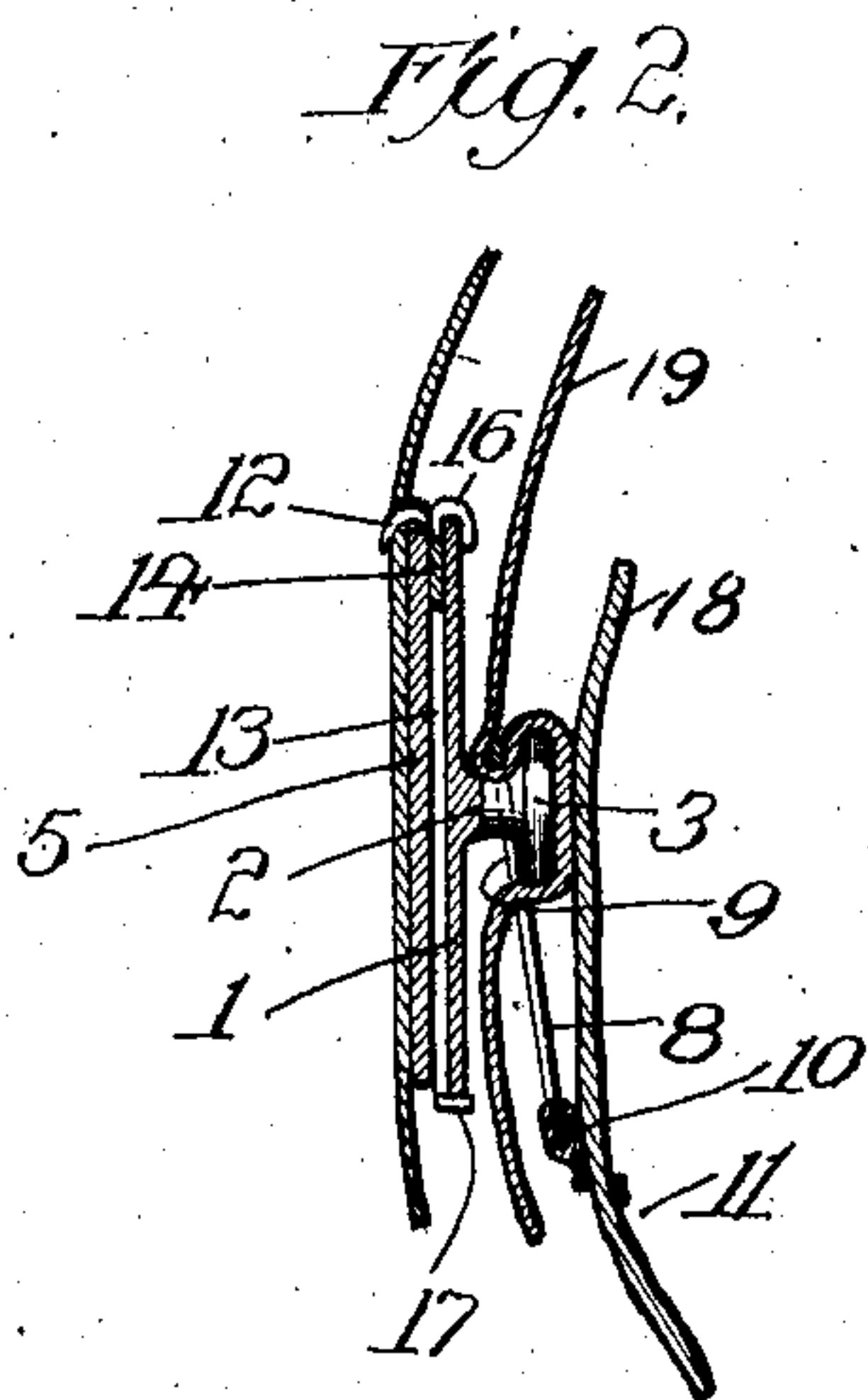
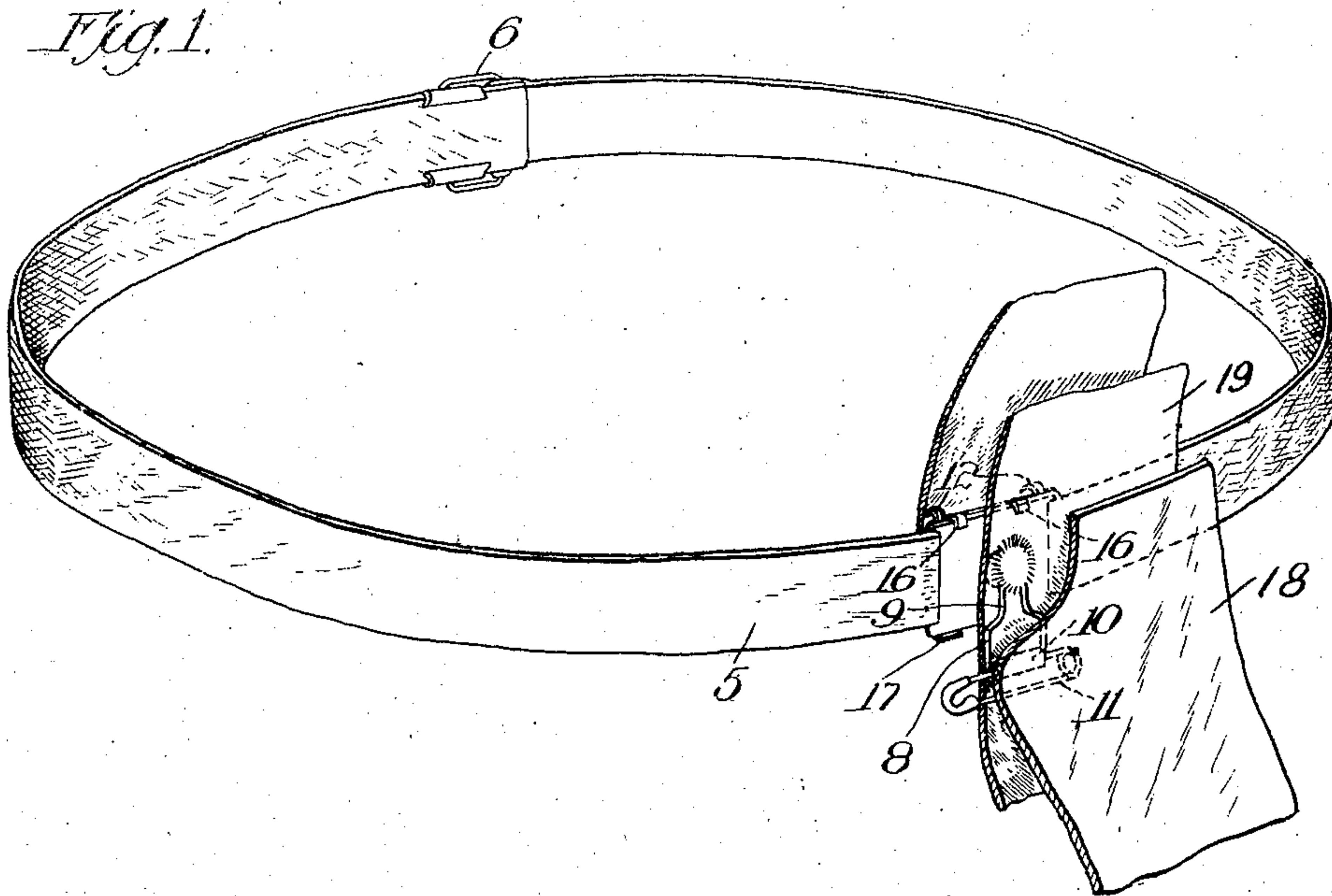


No. 778,380.

PATENTED DEC. 27, 1904.

C. C. SPENGLER.
GARMENT SUPPORTER AND HOLDER.
APPLICATION FILED JULY 1, 1904.



Witnesses:

Luther L. Miller

George L. Chindahl

Inventor:

Charles C. Spengler

By Luther L. Miller
Att'y.

UNITED STATES PATENT OFFICE.

CHARLES C. SPENGLER, OF ROCKFORD, ILLINOIS.

GARMENT SUPPORTER AND HOLDER.

SPECIFICATION forming part of Letters Patent No. 778,380, dated December 27, 1904.

Application filed July 1, 1904. Serial No. 215,031.

To all whom it may concern:

Be it known that I, CHARLES C. SPENGLER, a citizen of the United States, residing at Rockford, in the county of Winnebago and State of Illinois, have invented certain new and useful Improvements in Garment Supporters and Holders, of which the following is a specification.

The object of this invention is the production of an improved device for supporting a skirt at the waist-line of the wearer and for holding the shirt-waist down at that point.

In the accompanying drawings, Figure 1 is a perspective view showing the means of applying and using this improved garment supporter and holder. Fig. 2 is a transverse vertical central section taken through the supporter and a portion of the shirt-waist and skirt. Fig. 3 is a horizontal central section through the supporter. Figs. 4, 5, and 6 are perspective views of the clip, back plate, and hanger, respectively.

In the construction of a supporter and holder embodying the features of this invention I provide a back plate 1, having a stud 2 at its middle portion projecting from the rear face thereof, the upper end of said stud having a head 3. The back plate is curved to conform to the waist of the wearer. Near its ends the plate 1 is provided with elongated openings 4, through which a belt 5 is adapted to extend, which belt is intended to encircle the waist of the wearer and be secured thereon by fastening its ends together in any suitable manner, as by a buckle or clasp 6. A hanger 7, in this instance of wire, is bent to form a body portion 8, having a loop 9 at its upper side, the interior of the loop communicating with said body portion. By a shackle 10 the lower bar of the hanger is connected with one bar of a safety-pin 11 of common construction. The safety-pin is intended to be hooked to a skirt near the back portion thereof upon its inner side and in or near the belt 5.

To prevent the belt 5 and the skirt from turning upon the waist of the wearer and the back plate 1 from sagging by reason of the weight of the skirt, it sometimes is desirable to secure said back plate to the corset or cor-

set-cover by means of the inwardly-projecting hooks 12, formed integral with the clip 13. This clip comprises an upper bar 14 and two side bars 15, the hooks 12 being formed upon the upper edge of the upper bar and being curved inwardly and downwardly to properly engage the fabric of the corset or corset-cover. The clip 13 is secured to the rear face of the back plate by means of the hooks 16 upon the upper edge of the upper bar 14 and the lips 17, formed by bending the lower ends of the side bars forwardly. The hooks 16 engage the upper edge of the back plate 1, and the lips 17 are adapted to frictionally engage the lower edge of said plate. The width of the clip permits it to lie between the openings 4 in the back plate, and said clip is held from endwise movement with relation to said plate by means of the belt 5, which passes forwardly of said clip.

To remove the clip 13 from the back plate, the lips 17 are disengaged from the lower edge of said plate, permitting the hooks 16 to be freed from the upper edge thereof. The clip may then be removed from under the belt.

18 refers to a portion of a skirt, and 19 to a portion of a shirt-waist.

In use the belt 5, of any suitable material—as, for instance, a strong webbing—is placed through the openings 4 at opposite sides of the plate 1 and said belt secured about the waist of the wearer, as by the clasp 6, the plate 1 being placed at about the center of the back. The belt may be worn either over or under the shirt-waist. In the drawings I have represented it as being placed under the shirt-waist and said shirt-waist held from working upwardly by being put over the stud 2 and the loop 9 of the hanger 7 slipped over said stud and upon the surrounding portion of the shirt-waist. The hanger is secured to the inner side of the skirt in the back thereof and near the belt-line by hooking the safety-pin 11 into the material of said skirt. As will be understood, the place of meeting of the skirt and shirt-waist is covered by an outer belt (not shown) such as is usually worn.

It is obvious that various changes may be made in the construction herein shown and described without departing from the spirit and

scope of my invention, wherefore I desire to have it understood that I do not limit myself to the precise details herein set forth.

I claim as my invention—

5 1. In a garment supporter and holder, in combination, a back plate having means for supporting a garment; a belt for supporting said back plate; and a clip having hooks at its upper edge adapted to engage the upper edge
10 of said back plate, and having projections at its lower edge adapted to coöperate with said hooks in retaining said back plate, said clip also having means for engaging a portion of the wearer's garments.

2. In a garment supporter and holder, in 15 combination, a back plate having means for supporting a garment; a belt for supporting said back plate; and a clip having hooks at its upper edge adapted to engage the upper edge of said back plate, and having lips at its lower 20 edge adapted to coöperate with said hooks in retaining said back plate, said clip also having hooks adapted to engage a portion of the wearer's garments.

CHARLES C. SPENGLER.

Witnesses:

L. L. MILLER,

GEORGE L. CHINDAHL.