

F. JAEGER.
HEAD REST FOR HATS.
APPLICATION FILED MAY 7, 1904.

NO MODEL.

Fig. 1.

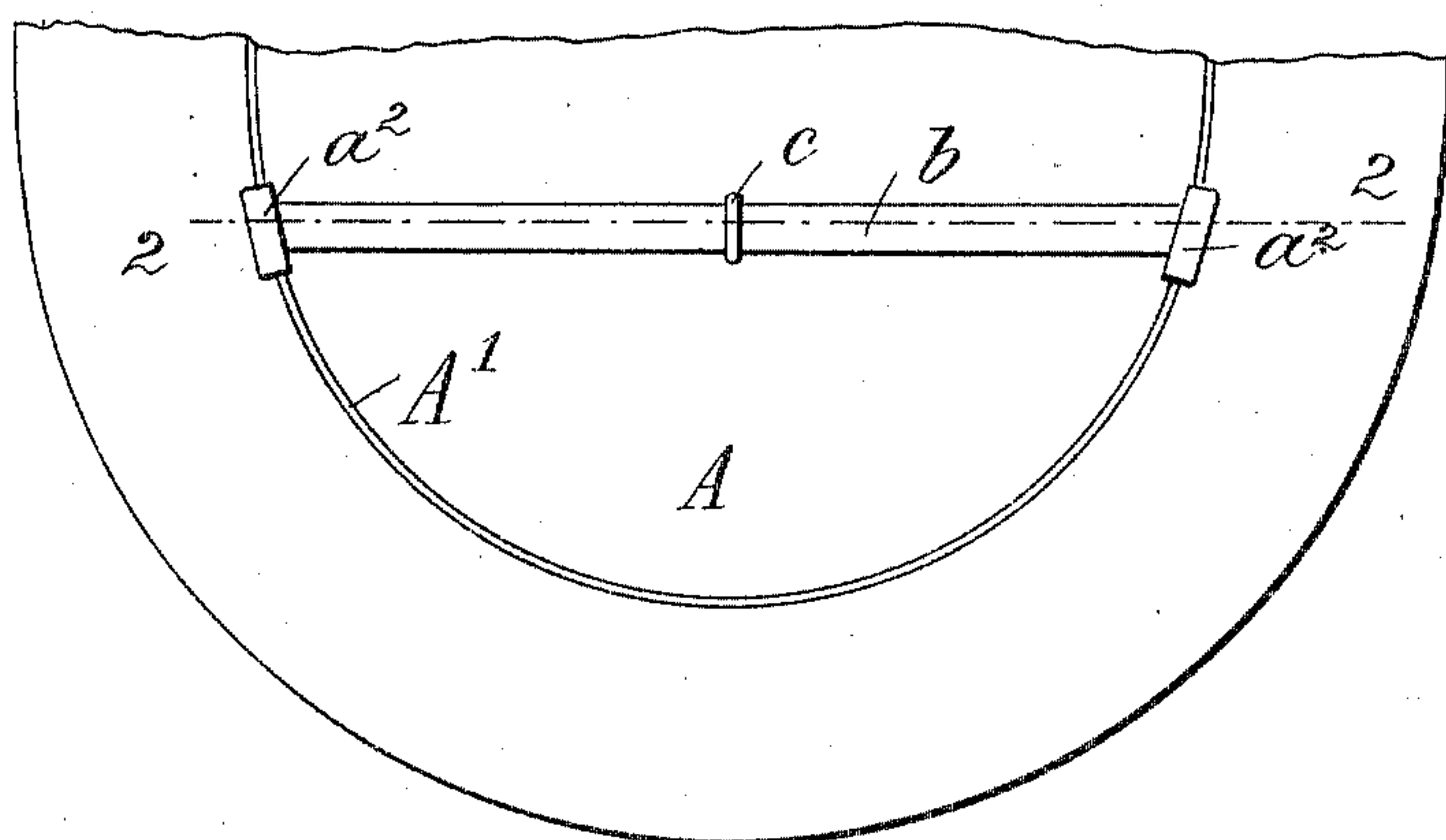


Fig. 2.

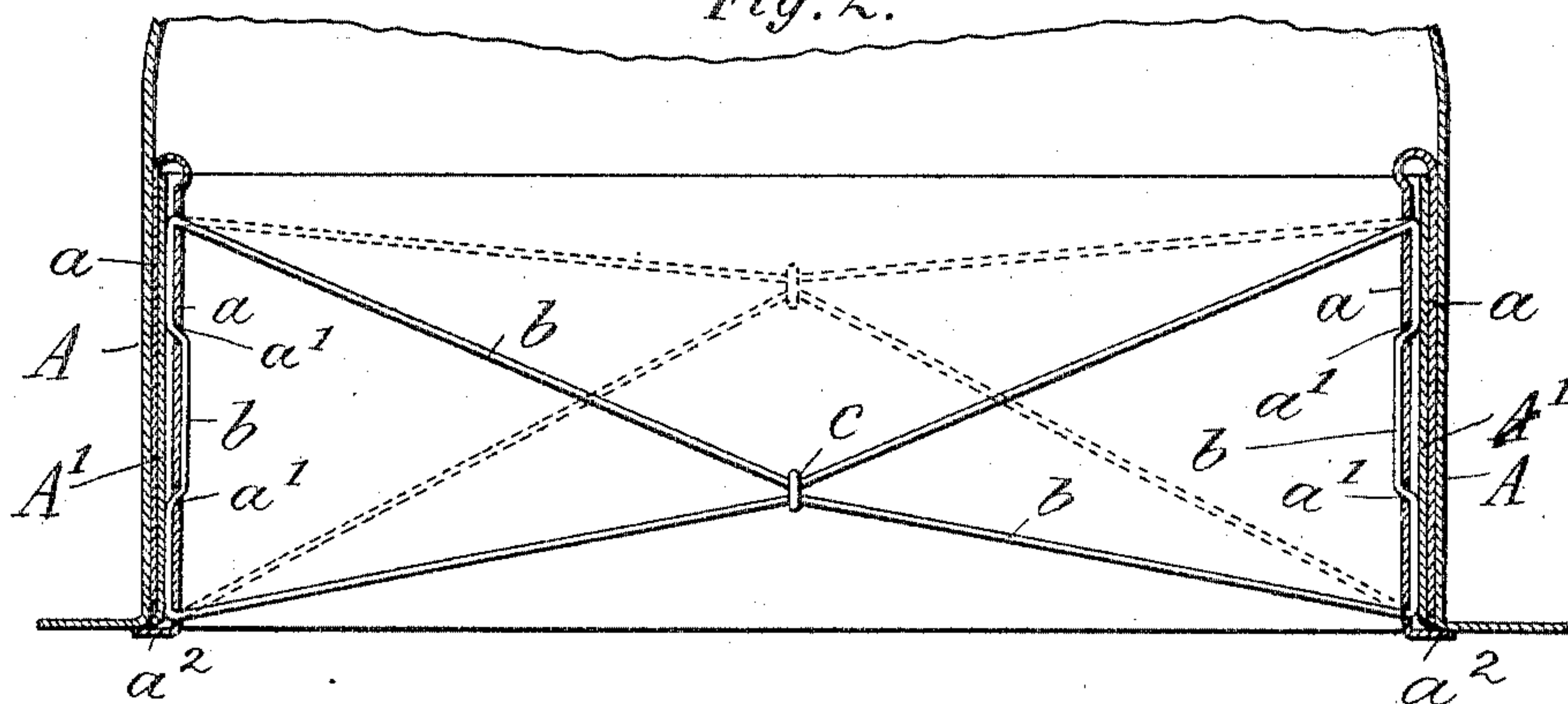
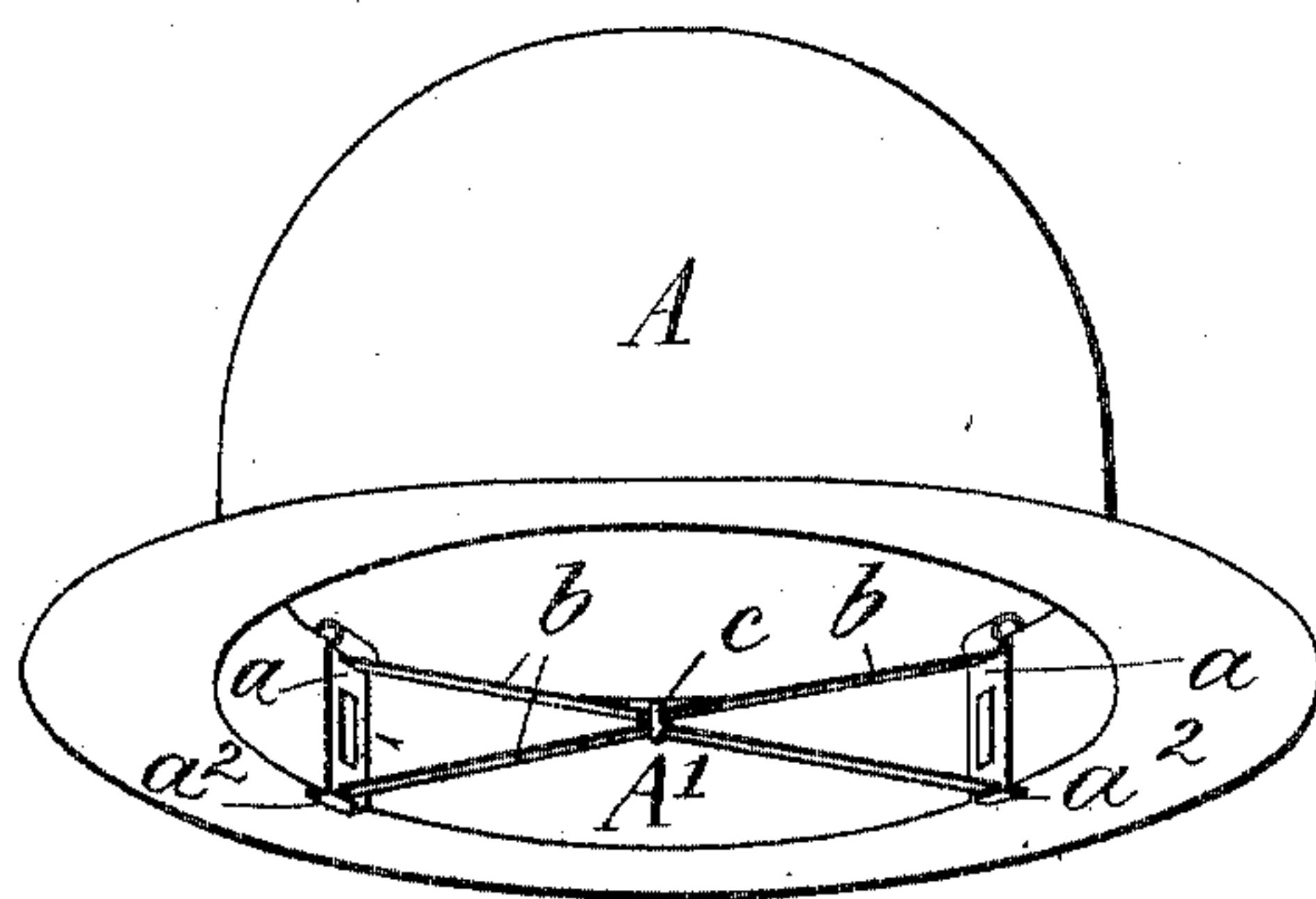


Fig. 3.



Witnesses:
Arthur Jaeger.
William Schulz.

Inventor:
Ferdinand Jaeger
by Paul R. Friesen Atty.

UNITED STATES PATENT OFFICE.

FERDINAND JAEGER, OF NEW YORK, N. Y.

HEAD-REST FOR HATS.

SPECIFICATION forming part of Letters Patent No. 777,676, dated December 20, 1904.

Application filed May 7, 1904. Serial No. 206,819.

To all whom it may concern:

Be it known that I, FERDINAND JAEGER, a citizen of the United States, residing at New York city, Brooklyn, county of Kings, State of New York, have invented new and useful Improvements in Head-Rests for Hats, of which the following is a specification.

This invention relates to a head-rest for hats which prevents objectionable pressure upon the forehead, insures free ventilation, and permits of ready adjustment.

In the accompanying drawings, Figure 1 is a bottom view of my improved head-rest, showing it applied to a hat; Fig. 2, an enlarged longitudinal section thereof on line 2 2, Fig. 1, and Fig. 3 a perspective view of a hat containing the head-rest.

The letters *a a* represent a pair of opposing U-shaped spring-clasps adapted to be projected over the sweat-band *A'* of a hat *A* and having flanged lower ends *a'*. The inner shank of each clasp *a* is provided with a series of transverse slots *a'*, through which is drawn a tape *b*, which is preferably continuous. This tape extends from the topmost slot of one clasp down to the lowermost slot of said clasp, then to the lowermost slot of the other clasp, then to the topmost slot of said other clasp, and then back to the topmost slot of the first clasp. In this way there are formed an upper and a lower run extending across the crown of the hat. These runs are encircled

at the center by a ring *c*, that connects the runs and draws one against the other.

The lower run of the tape engages the head of the wearer and holds the hat off the forehead. By slacking the upper run and correspondingly tightening the lower run (full lines, Fig. 2) the distance to which the hat may be drawn down is decreased. On the other hand, by tightening the upper run and correspondingly slacking the lower run (dotted lines, Fig. 2) the distance to which the hat may be drawn down is increased. In this way the head-rest may be readily adjusted to suit the convenience of the wearer, and any objectionable pressure is avoided.

What I claim is—

1. A head-rest for hats composed of a pair of clasps, a connecting-tape having upper and lower runs, and a ring encircling the runs, substantially as specified.

2. A head-rest for hats composed of a pair of slotted U-shaped clasps adapted to straddle the sweat-band, a tape drawn through the clasp-slots and having upper and lower runs, and a ring encircling the runs, substantially as specified.

Signed by me at New York city, (Manhattan,) New York, this 6th day of May, 1904.

FERDINAND JAEGER.

Witnesses:

WILLIAM SCHULZ,
FRANK V. BRIESEN.