

No. 776,587.

PATENTED DEC. 6, 1904.

W. E. L. FROGGATT.  
STRAP LOOP FOR NECK YOKES.  
APPLICATION FILED JULY 15, 1904.

NO MODEL.

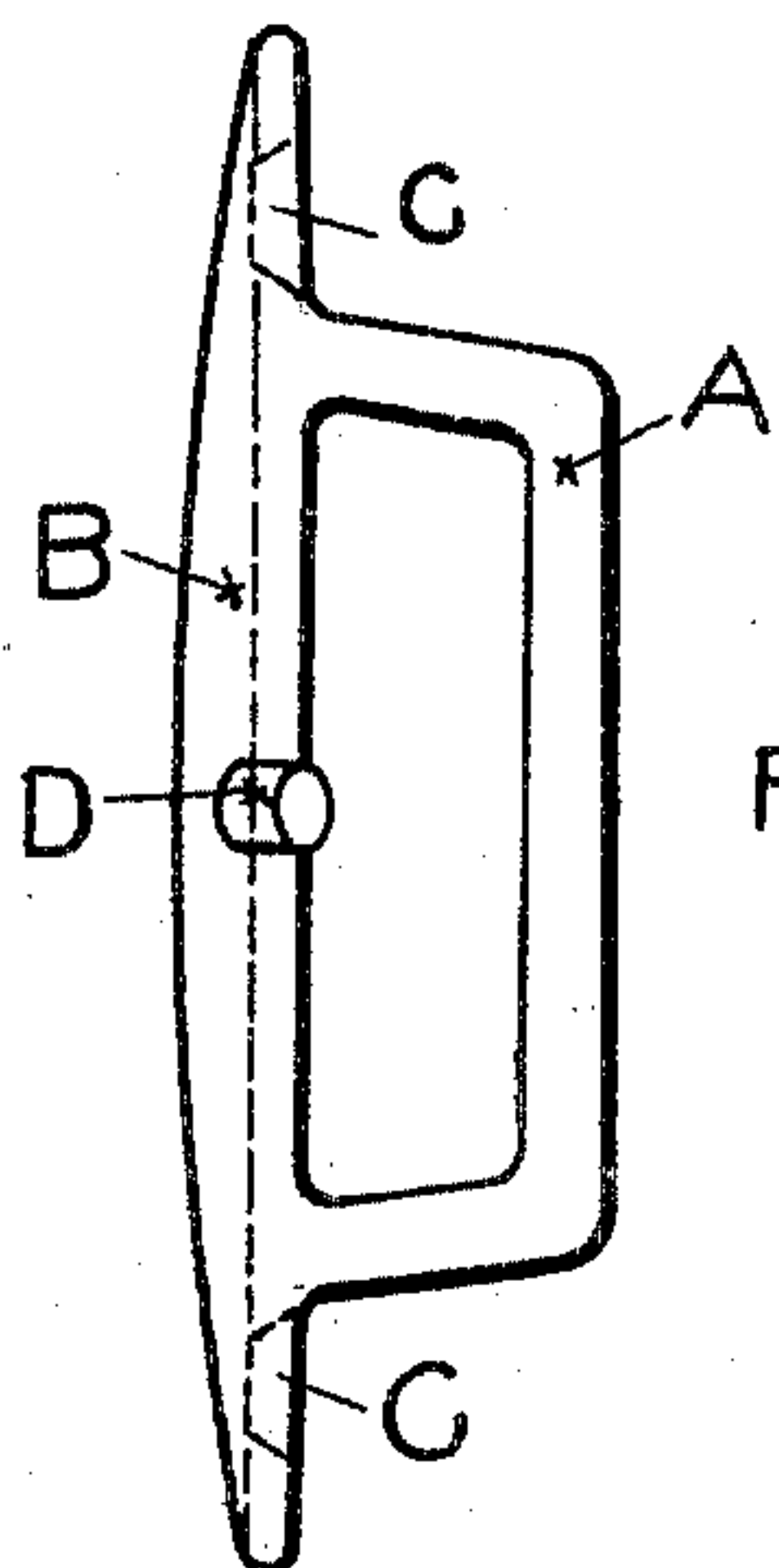


FIG. 1.

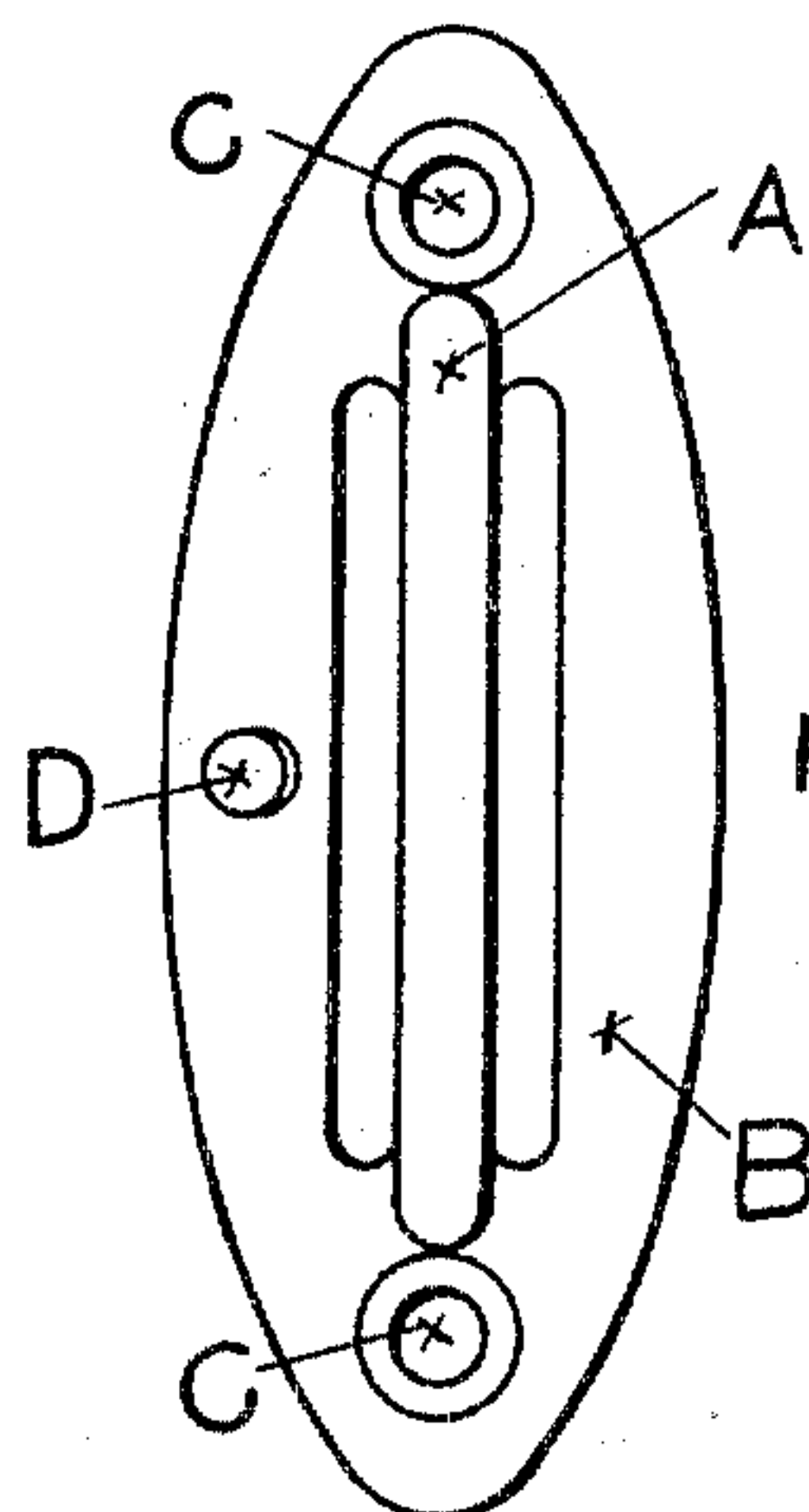


FIG. 2.

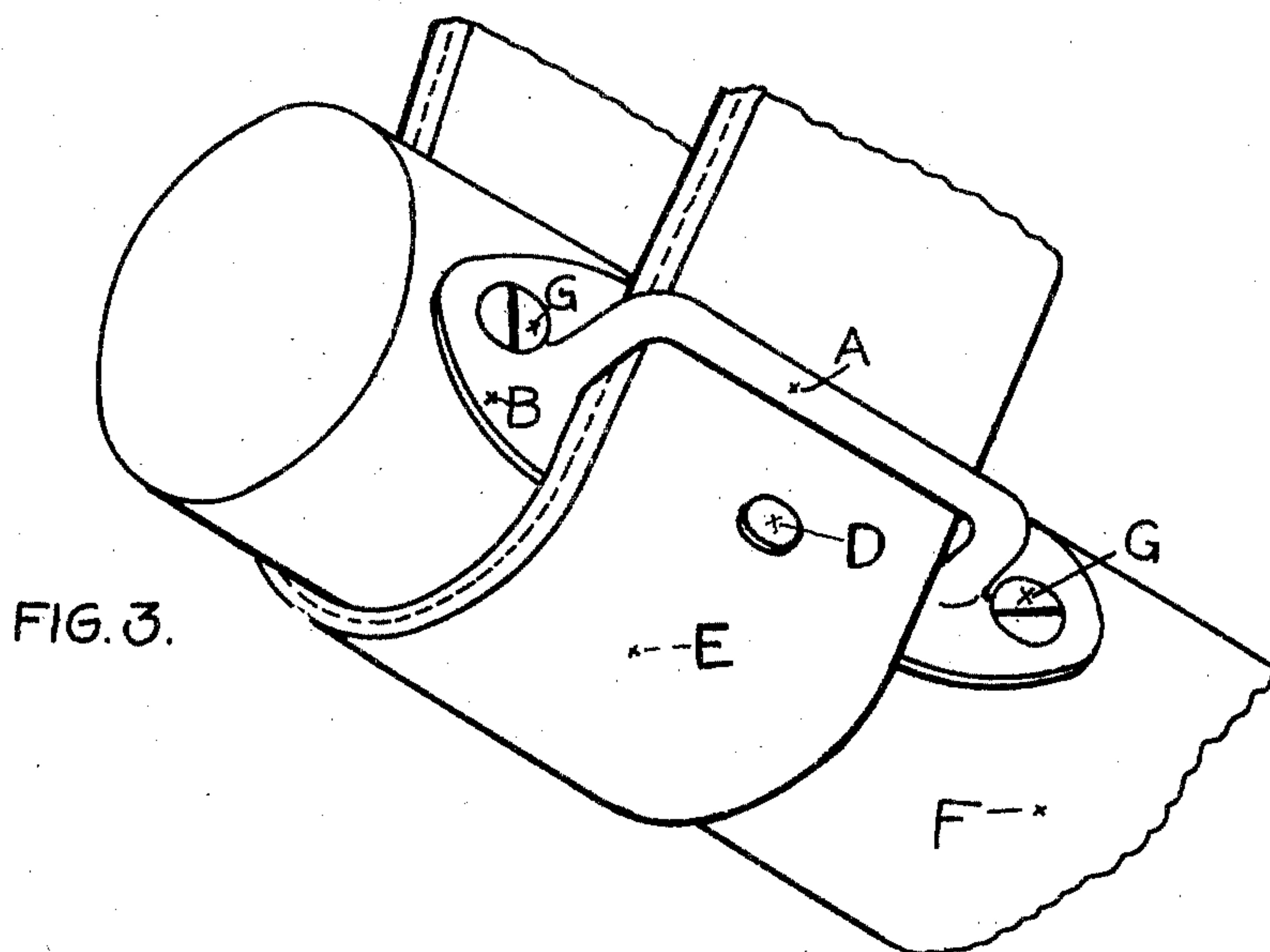


FIG. 3.

Wesley E. L. Froggatt

INVENTOR.

WITNESSES:  
O. B. Zimmerman  
Ernest N. Warner.

BY  
J. C. Messerschmidt  
ATTORNEY.

## UNITED STATES PATENT OFFICE.

WESLEY E. L. FROGGATT, OF CROSSPLAINS, WISCONSIN.

## STRAP-LOOP FOR NECK-YOKES.

SPECIFICATION forming part of Letters Patent No. 776,587, dated December 6, 1904.

Application filed July 15, 1904. Serial No. 216,740. (No model.)

*To all whom it may concern:*

Be it known that I, WESLEY E. L. FROGGATT, a citizen of the United States, residing at the town of Crossplains, in the county of Dane and State of Wisconsin, have invented a new and useful Strap-Loop to be Used on Vehicle Neck-Yokes, of which the following is a specification.

My invention relates to an improvement in strap-loops; and the object of the improvement is to prevent relative motion between the neck-yoke strap and the yoke. I attain these objects by the device illustrated in the accompanying drawings, in which—

Figure 1 is a side view of the strap-loop; Fig. 2, a top view, and Fig. 3 an isometric showing the device in use with neck-yoke strap in position.

Similar letters refer to similar parts throughout the several views.

A is a loop through which passes the neck-yoke strap E.

B is the base, by means of which the loop-strap E may be fastened to the yoke F by screws G G through the countersunk holes C C.

D is a stub projection from the base B, placed at or near the center between the two screw-

holes C C and on one or both sides of the center line passing through C C. This stub (or stubs) projection D passes through a hole in the neck-yoke strap E, and thus prevents relative motion between the two parts.

In Fig. 3, F represents the yoke with strap E in position, it being firmly held in place by the loop A and the stub D.

G G are the screws holding the strap-loop to the yoke.

I am aware that prior to my invention strap-loops have been made with parts A, B, and C as herein described. I therefore do not claim such a combination, broadly; but

What I do claim as my invention, and desire to secure by Letters Patent, is—

The combination, in a strap-loop of a vehicle neck-yoke, of one or more projections D on the base B with the base B and loop A of said strap-loop of a vehicle neck-yoke, substantially as set forth.

In testimony whereof I have signed my name to this specification in the presence of two subscribing witnesses.

WESLEY E. L. FROGGATT.

Witnesses:

O. B. ZIMMERMAN,  
ERNEST N. WARNER.