

No. 775,766.

PATENTED NOV. 22, 1904.

D. T. ABERCROMBIE.
CAMPING OUTFIT.

APPLICATION FILED AUG. 11, 1902.

NO MODEL.

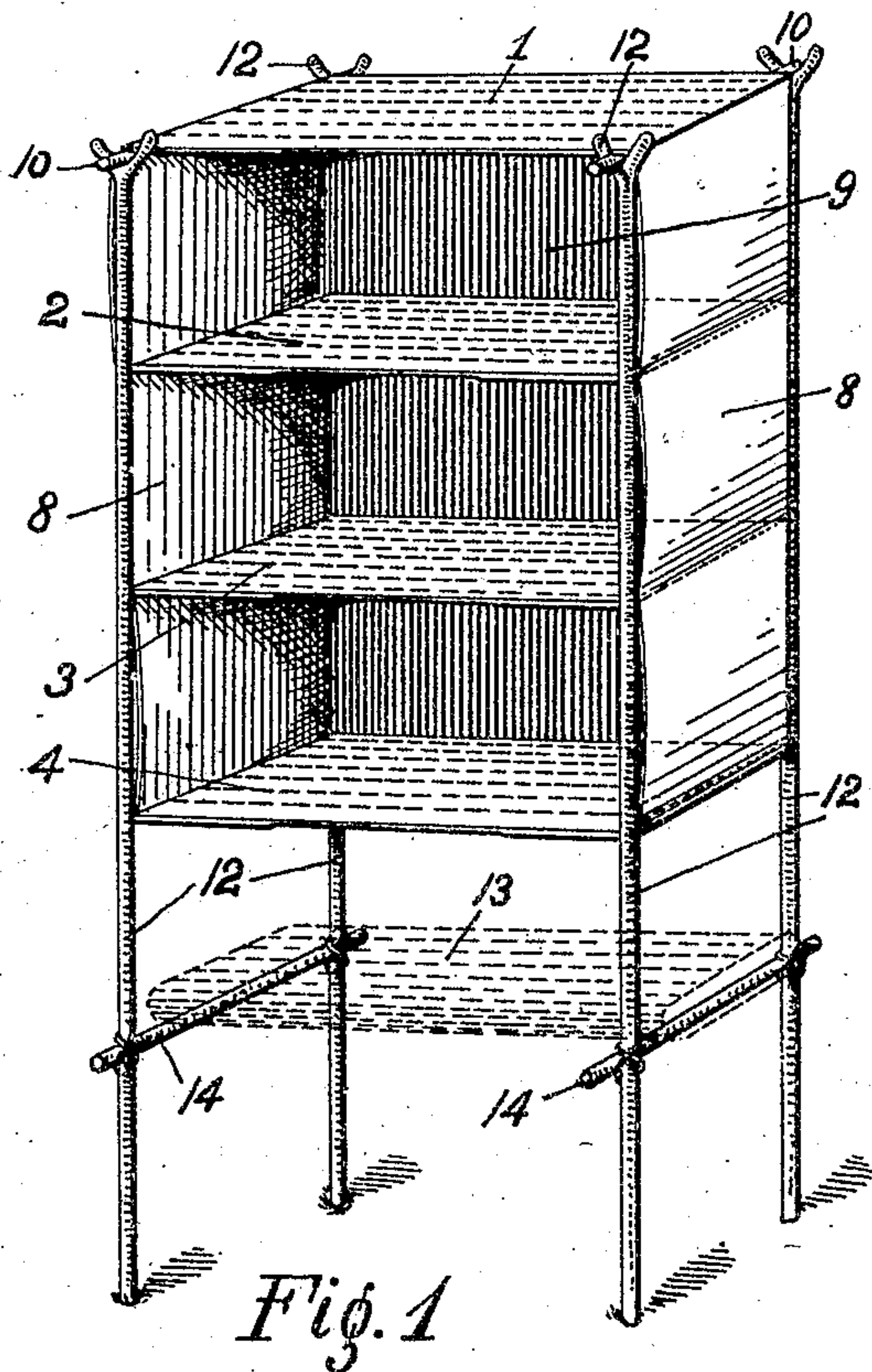


Fig. 3

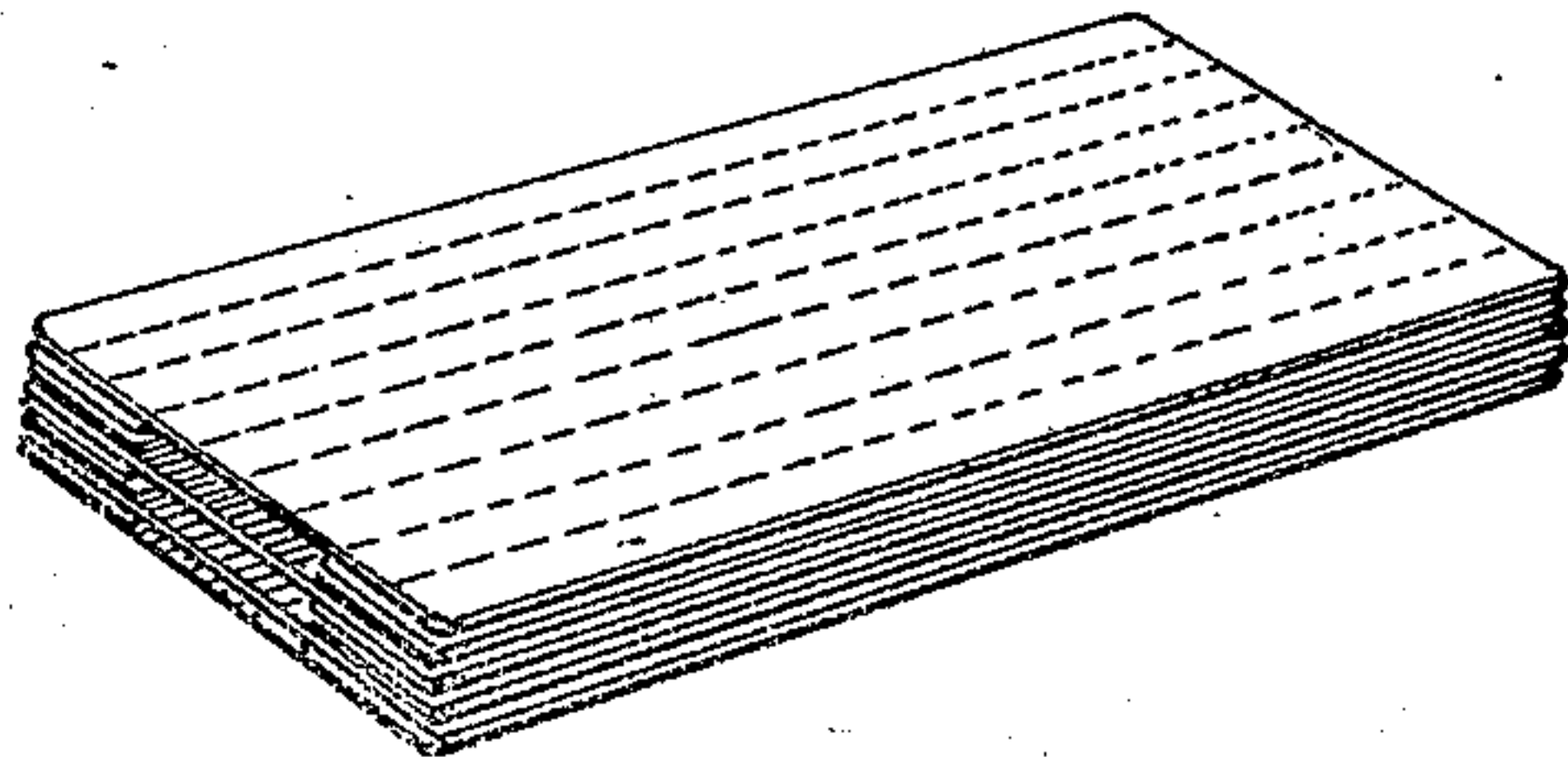


Fig. 4

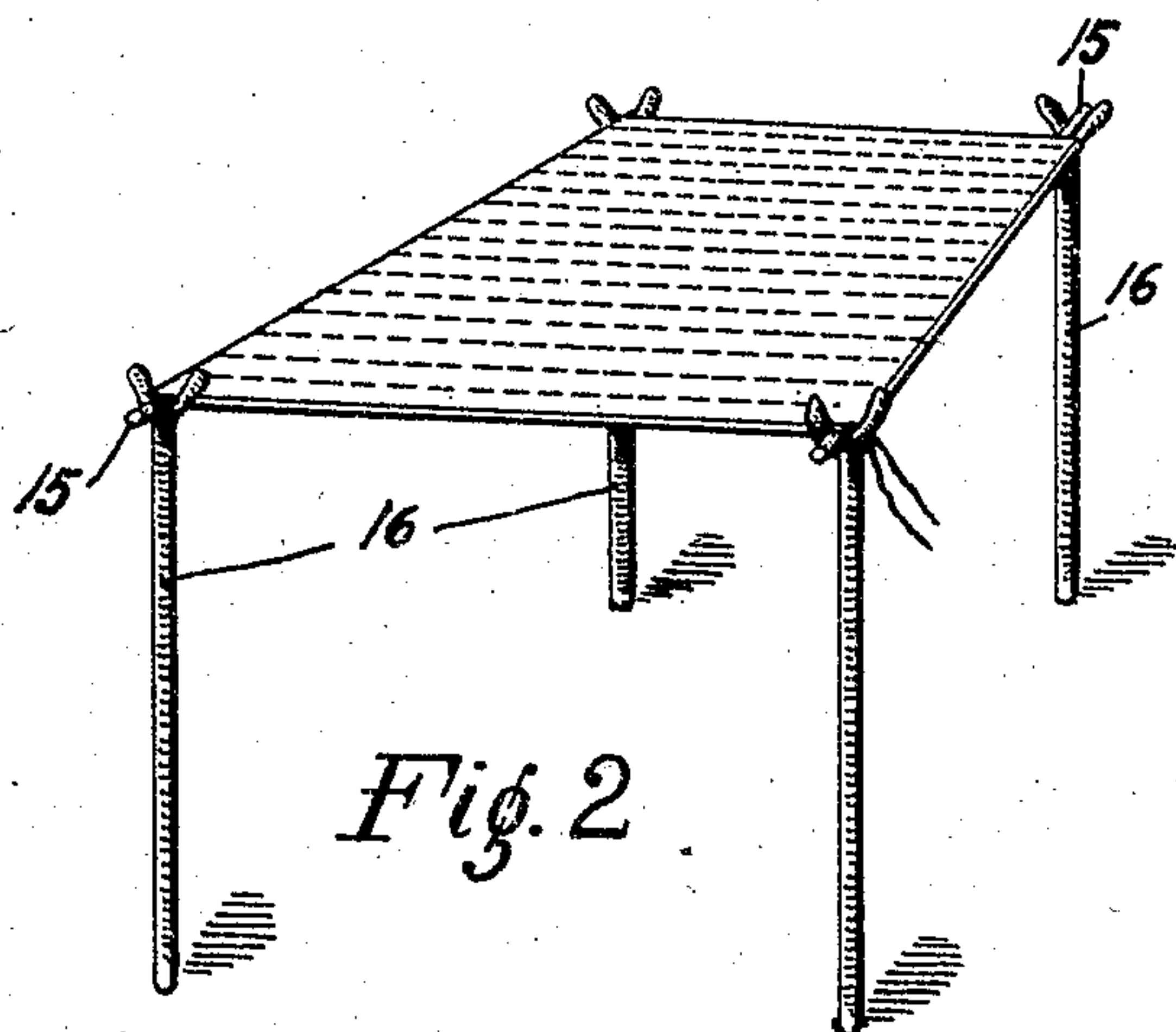



Fig. 6

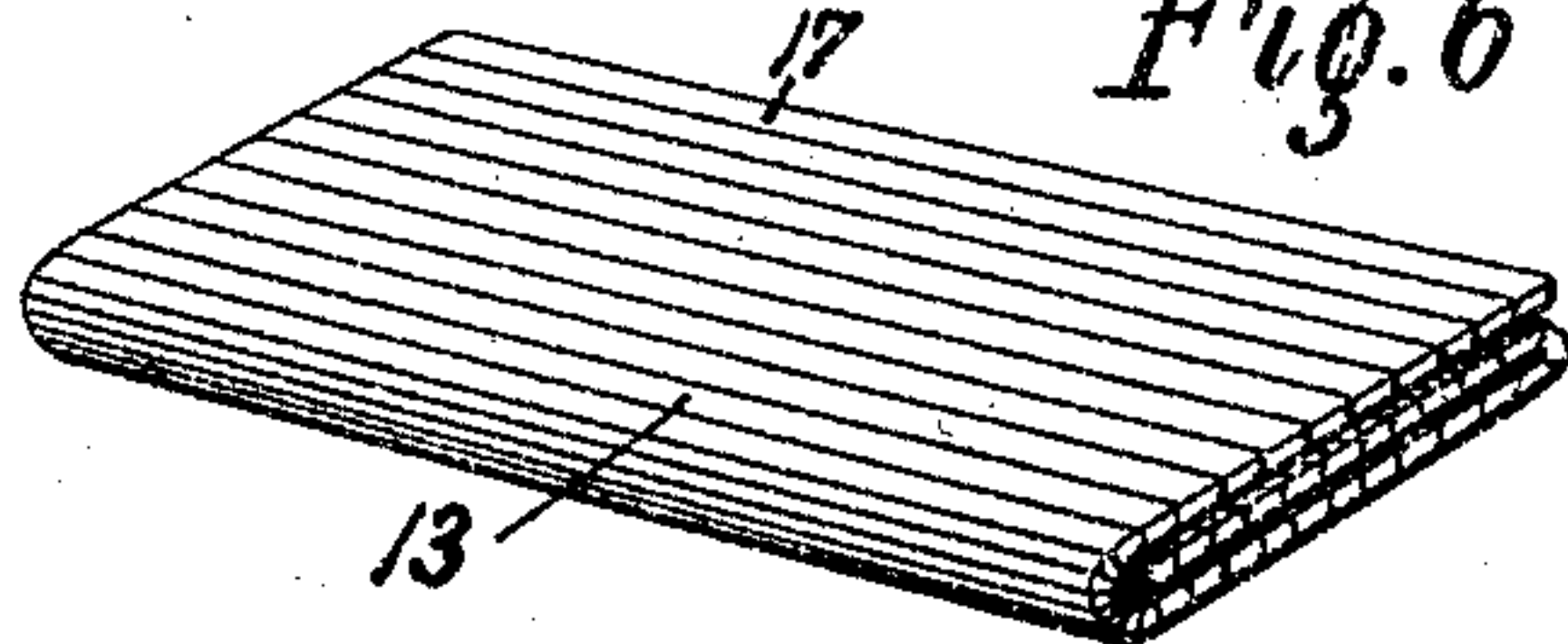
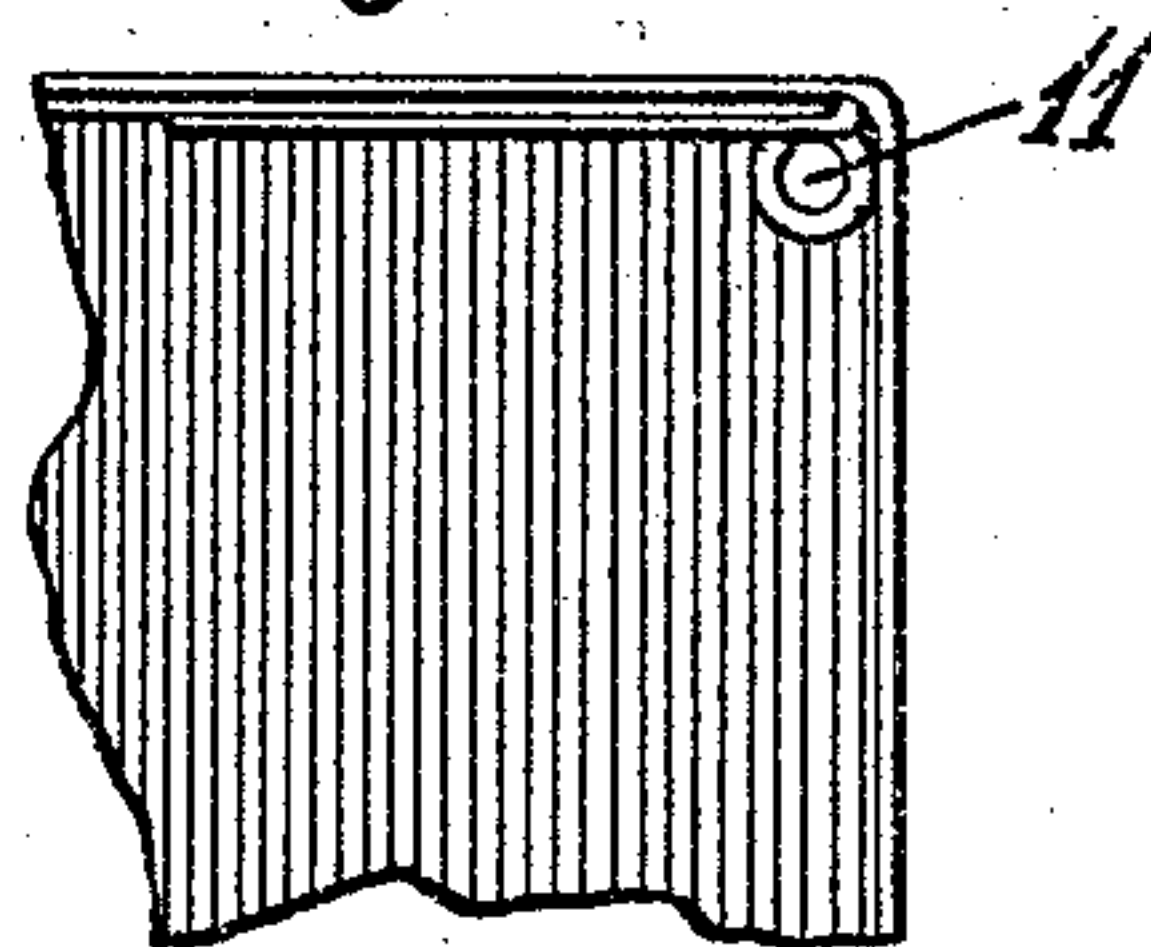


Fig. 5



WITNESSES:

J. J. Holland
Harry H. Walton.

INVENTOR.

David T. Abercrombie.

BY

Alexander C. Proufit.
ATTORNEY.

UNITED STATES PATENT OFFICE.

DAVID T. ABERCROMBIE, OF NEWARK, NEW JERSEY, ASSIGNOR TO
ABERCROMBIE & FITCH, OF NEW YORK, N. Y., A FIRM.

CAMPING OUTFIT.

SPECIFICATION forming part of Letters Patent No. 775,766, dated November 22, 1904.

Application filed August 11, 1902. Serial No. 119,305. (No model.)

To all whom it may concern:

Be it known that I, DAVID T. ABERCROMBIE, of Newark, New Jersey, have invented certain Improvements in Camping Outfits, of which the following description, in connection with the accompanying drawings, is a specification, like numerals on the drawings designating like parts.

This invention has for its object the production of a foldable outfit for camping and the like comprising a plurality of flexible shelves or table-like members and means to support the same in cabinet relation for use, the means permitting said shelves to be packed close together while still connected.

The various features of my invention will be illustrated and described fully in the accompanying drawings and specification and set forth in the claims.

In the drawings, Figure 1 illustrates in perspective an outfit in the construction of which my invention has been embodied, Fig. 2 showing a shelf or table-like member separate for use as a table, Fig. 3 showing the outfit folded for packing; and Figs. 4 to 6 illustrate details of construction to which reference will be made in particular hereinafter.

In the embodiment of my invention selected for description and illustration as a convenient form to enable a ready and complete understanding of my improvements the parts designated by the numerals 1 to 4, inclusive, are flexible shelves or table-like members, formed, preferably, of a plurality of slats 5, (see Fig. 4,) contained in pockets 6, of pieces of flexible material, the under surfaces of the slats being left exposed at the middle portion of the shelf, preferably for the sake of lightness. These individual shelf members are capable of bending along longitudinal lines, stitching 7 being provided, preferably to facilitate this bending and retain the slat members in place relatively to each other. Several of these members may and preferably will be connected in cabinet relation, a convenient means for this purpose being illustrated in the sides 8 and back 9, of flexible material, such as strong canvas, to which the material of the shelf-pockets will be attached, as by stitching or in any other convenient manner.

I prefer to provide a shelf member at the top of the cabinet, both for the sake of additional room and because the cabinet as a whole can be readily supported if such a member is present, by introducing a suitable cross member 10 from front to rear of the cabinet member beneath the shelf at each end, provision being made in the back member to permit such introduction, as a hole 11, (see Fig. 5,) through which may pass the stick illustrated or a piece of cord or the like, the sticks being shown as deriving their support in turn from forked uprights 12 at each corner.

Beneath the connected shelves I have shown a separable shelf or table member 13 of larger extent, which may be supported normally on cross-pieces 14, lashed to the uprights, being folded upon itself, and which may be removed therefrom and unfolded to form a table (see Fig. 2) supported on stringers 15, resting upon the forked uprights 16, this table being formed, similarly to the shelves proper, of slats 17, contained in a pocket sheet of flexible material.

It will be seen that this combination of members presents an outfit capable of various uses and having also the capacity for packing snugly in small space, as shown in Fig. 3.

What I claim, and desire to secure by Letters Patent, is—

1. A foldable cabinet, comprising side pieces of flexible material; and flexible shelves each consisting of a number of slats or the like and pockets of flexible material connecting said slats and secured to said side pieces, substantially as described.

2. A foldable cabinet comprising permanently-connected back and side members of cloth, and a plurality of shelf members secured permanently to said side members and supported thereby, and means to enable said cabinet to be suspended in operative position, substantially as described.

Signed at New York, in the county of New York and State of New York, this 29th day of July, A. D. 1902.

DAVID T. ABERCROMBIE.

Witnesses:

WESTMINSTER ABBEY,
HARRY H. WALTON.