

No. 774,259.

PATENTED NOV. 8, 1904.

A. A. LOW.
HOLDER.

APPLICATION FILED APR. 14, 1904.

NO MODEL.

2 SHEETS—SHEET 1.

Fig. 1.

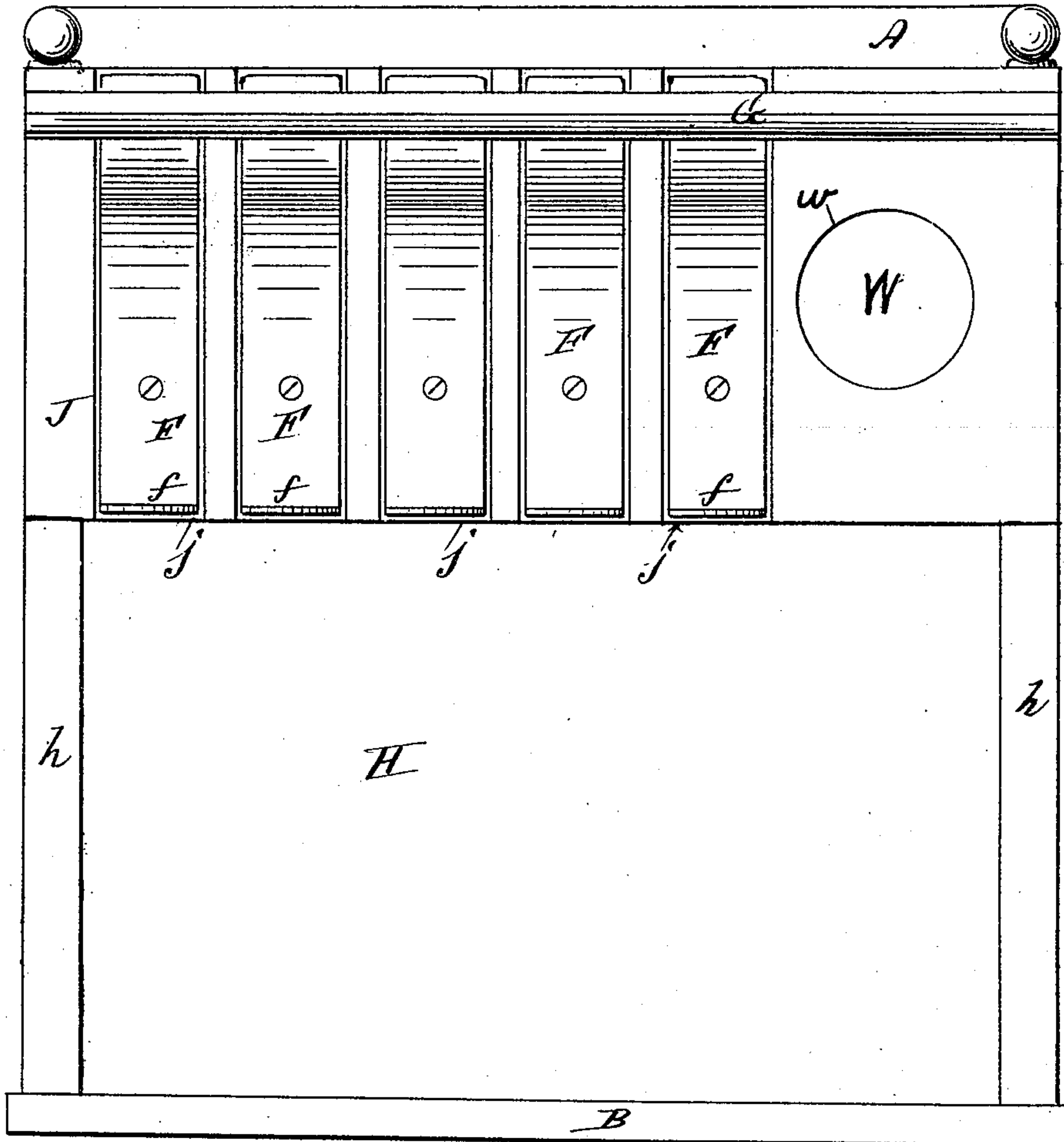
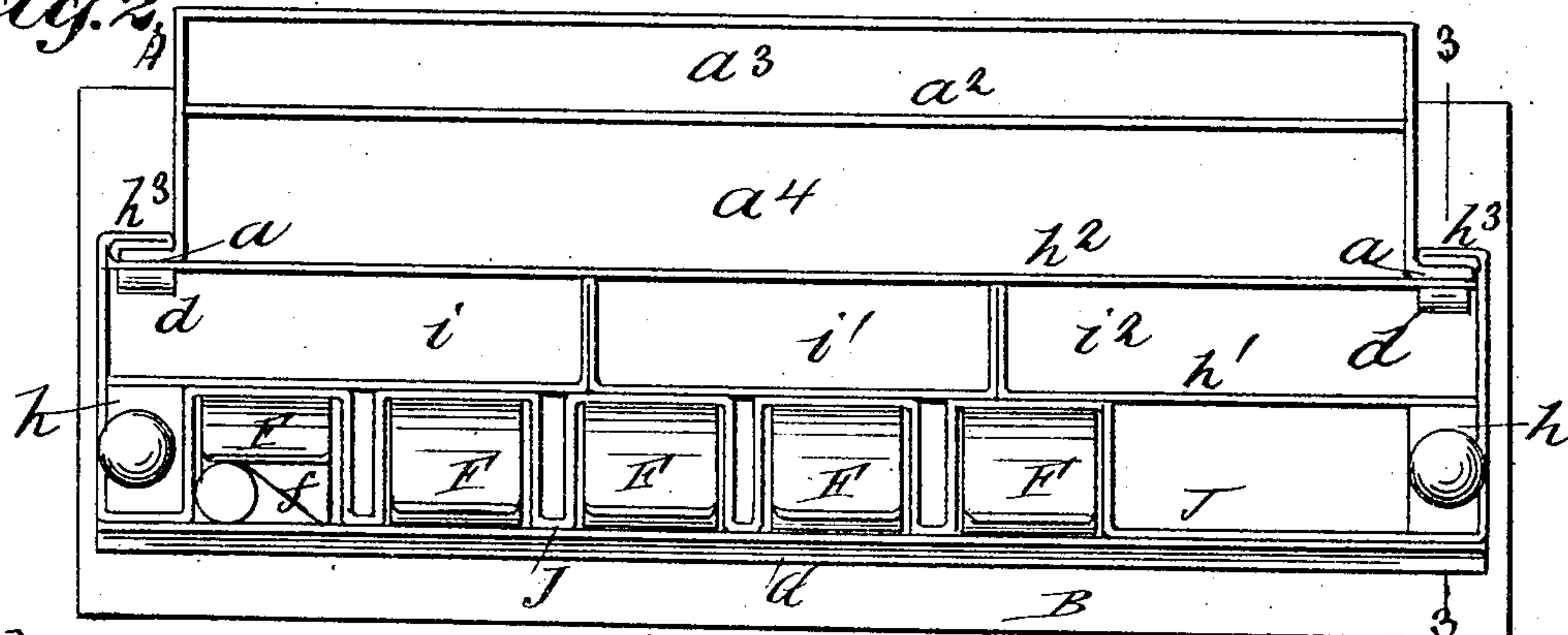


Fig. 2.



Witnesses:

D. H. Gardner.
James A. Wilson

Inventor:

Abbot Augustus Low
By his Attorney
Geo. W. Mott

A. A. LOW.
HOLDER.

APPLICATION FILED APR. 14, 1904.

NO MODEL.

2 SHEETS—SHEET 2.

Fig. 3.

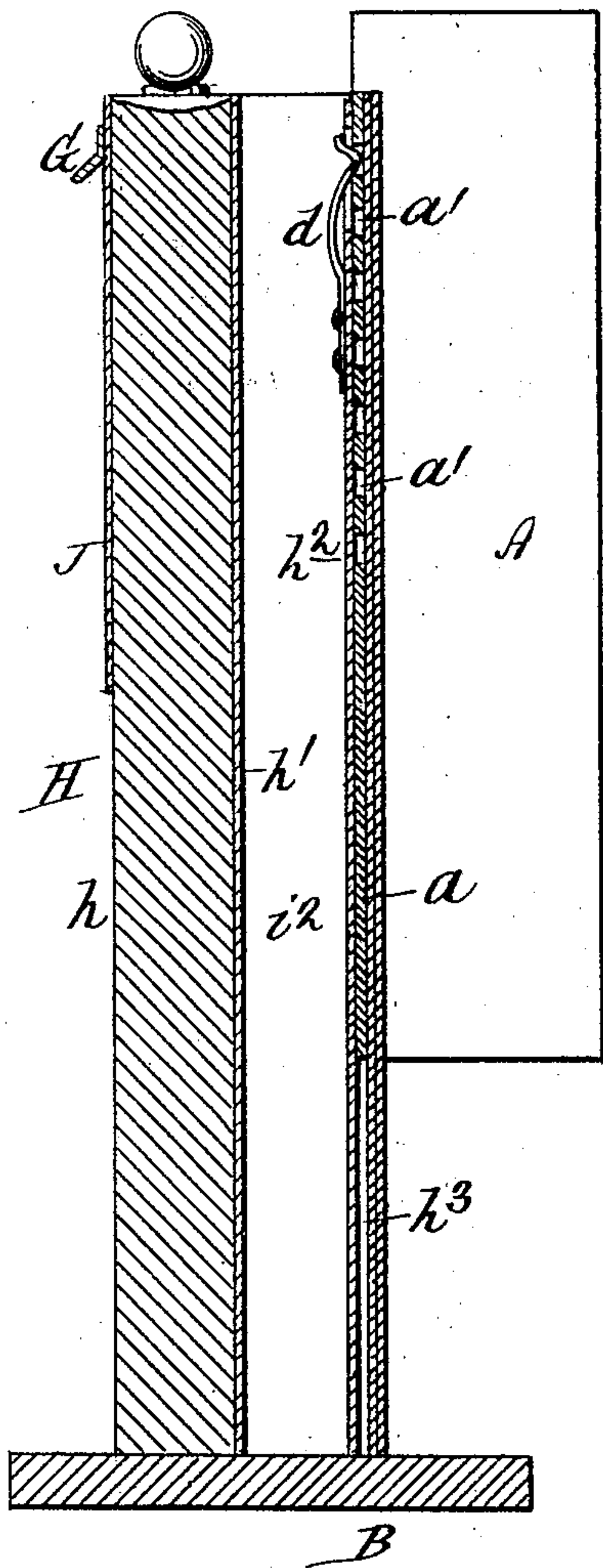


Fig. 4.

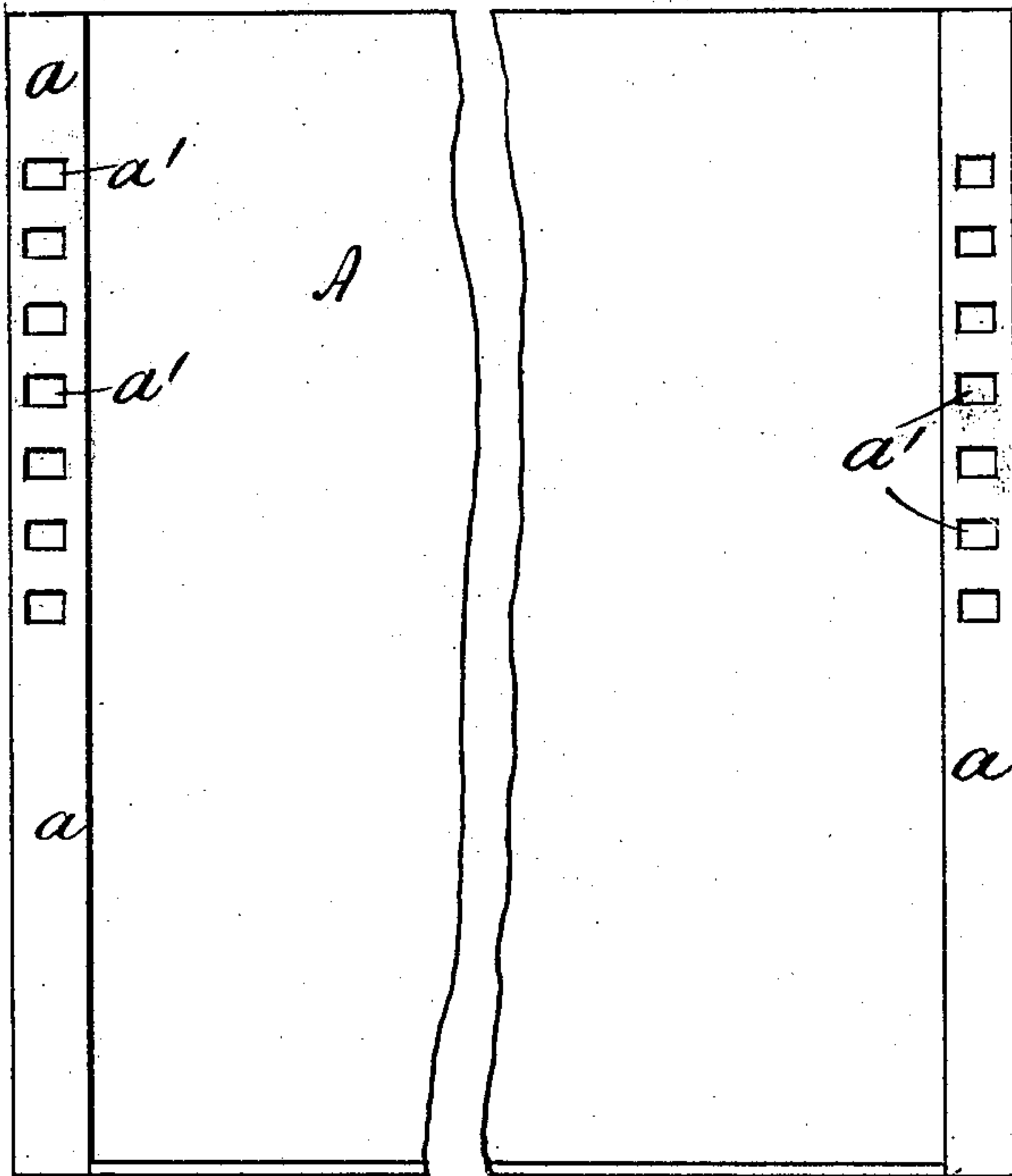


Fig. 5.

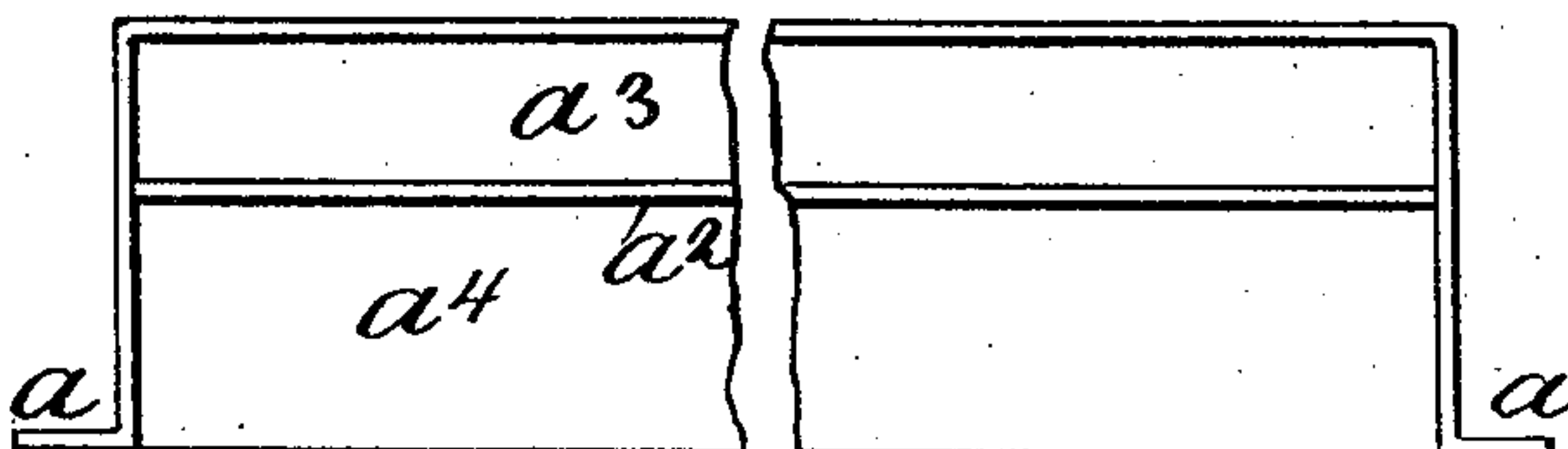


Fig. 7.

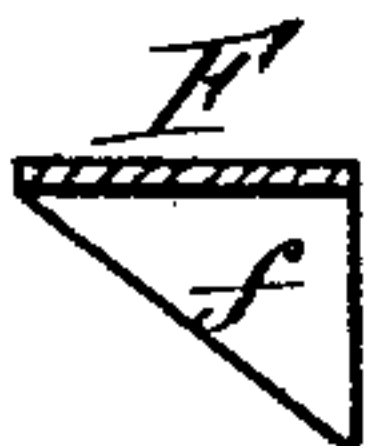
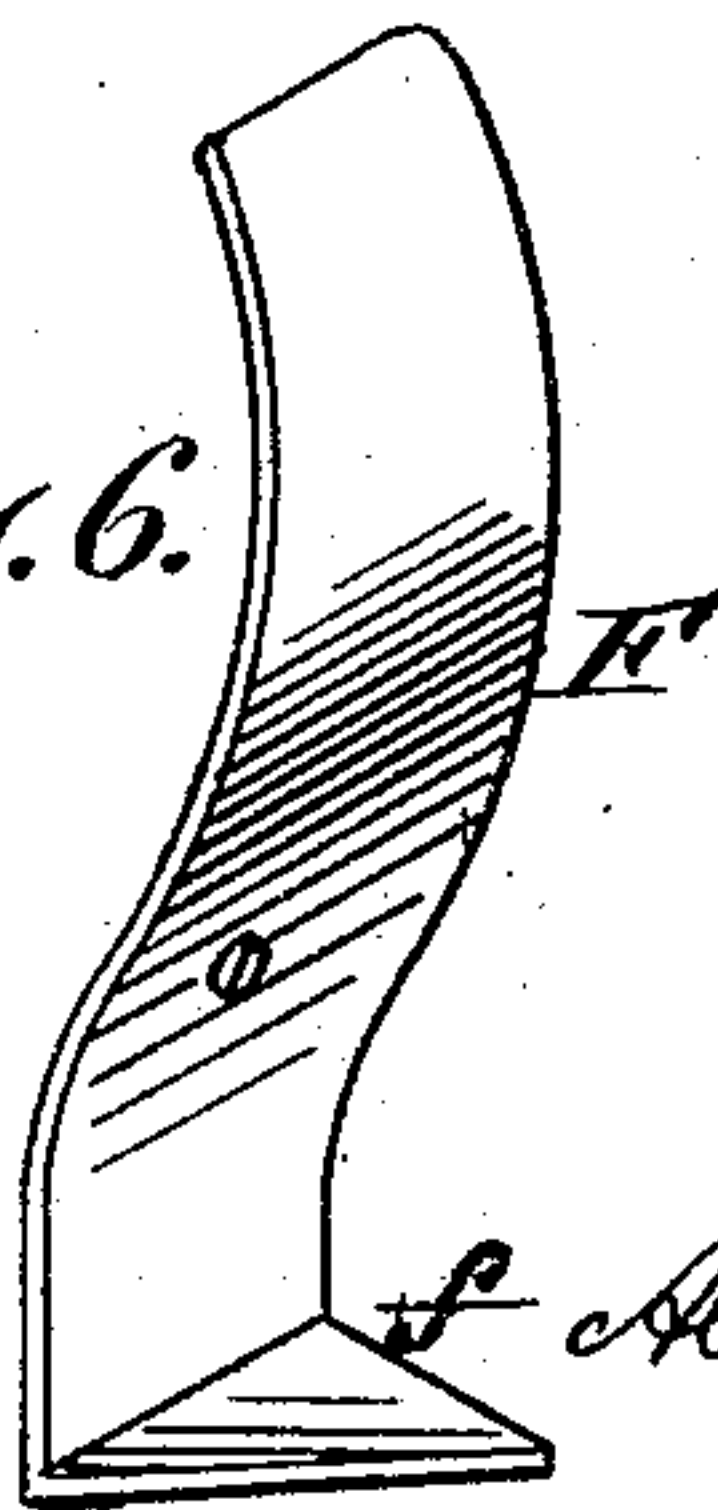


Fig. 6.



Witnesses:

Alfred A. Low
James A. Wilson

Inventor:

Alfred A. Low
By His Attorney
Geo. W. Heath

UNITED STATES PATENT OFFICE.

ABBOT AUGUSTUS LOW, OF HORSESHOE, NEW YORK.

HOLDER.

SPECIFICATION forming part of Letters Patent No. 774,259, dated November 8, 1904.

Application filed April 14, 1904. Serial No. 203,135. (No model.)

To all whom it may concern:

Be it known that I, ABBOT AUGUSTUS LOW, a citizen of the United States, residing at Horse-shoe, St. Lawrence county, State of New York, have invented certain new and useful Im-

5 improvements in Holders, of which the follow-
ing is a specification sufficient to enable oth-
ers skilled in the art to which the invention
appertains to make and use the same.

10 My improvements relate to devices for hold-
ing and presenting in position for convenient
use desk implements and supplies; and it con-
sists in the construction and arrangement of
parts herein described, and claimed specific-
ally.

15 In the accompanying drawings, Figure 1 is
a front elevation of my improved holder; Fig.
2, a plan of the same; Fig. 3, a vertical sec-
tion upon plane of line 3 3, Fig. 2. Fig. 4 is
20 a front elevation of my adjustable auxiliary
holder removed from position, the central por-
tion being broken away; Fig. 5, a top view of
the parts shown in Fig. 4. Fig. 6 is a per-
spective view of one of my spring-holders.
25 Fig. 7 is a transverse section of the same, taken
just above the spacing-finger.

B is the base, of any desired construction,
to which is secured the holder H, consisting
of the standards h h and bent metal plates h'
30 h' , between which are the compartments i i'
 i'' . In front of the plate h' is the corrugated
plate J, formed with the receivers j j for the
reception of pens, pencils, and other imple-
ments, as in structures of this character here-
35 tofore devised by me, the novelty in this re-
spect in the present instance consisting in
forming the spacing-fingers f of the spring-
holders F in the shape of a rectangular tri-
angle, as will be understood by reference to
40 Figs. 6 and 7, for the purpose of forcing the

implement inserted between the front guard
G and the spring-holder F over against the
side wall of the receiver, as shown at the ex-
treme left hand in Fig. 2.

The distinguishing feature of the invention 45
consists in the use of my auxiliary adjustable
holder A, attached temporarily to the back
of the case by means of flanges a , fitting in
vertical grooves h^3 h^3 , as will be seen by ref-
erence to Fig. 2. The flanges a are formed 50
with notches or recesses a' for the reception
of the ends of spring-detents d d , secured to
a stationary part of the holder. These de-
tents d d allow the auxiliary holder to be
raised or lowered forcibly, but hold it in any 55
prescribed position when released. A parti-
tion a^2 divides the auxiliary holder A into
two compartments a^3 a^4 , the latter being
closed in front by back plate h^2 when the
auxiliary holder A is in place. The compart- 60
ments a^3 a^4 are designed for the accommoda-
tion of writing-paper, envelopes, or any other
material which it is desired to store in con-
venient position for withdrawal for use.

The circle w shown at the upper right hand 65
of Fig. 1 represents an opening to reveal the
dial of a watch placed in the compartment W.

What I claim as my invention, and desire to
secure by Letters Patent, is—

In a holder of the character designated, a 70
series of receptacles for holding desk imple-
ments, each provided with a retaining-spring
each of which is formed with a spacing-finger
in the shape of a rectangular triangle, for the
purpose set forth.

ABBOT AUGUSTUS LOW.

Witnesses:

D. W. GARDNER,
GEO. WM. MIATT.