

No. 773,482.

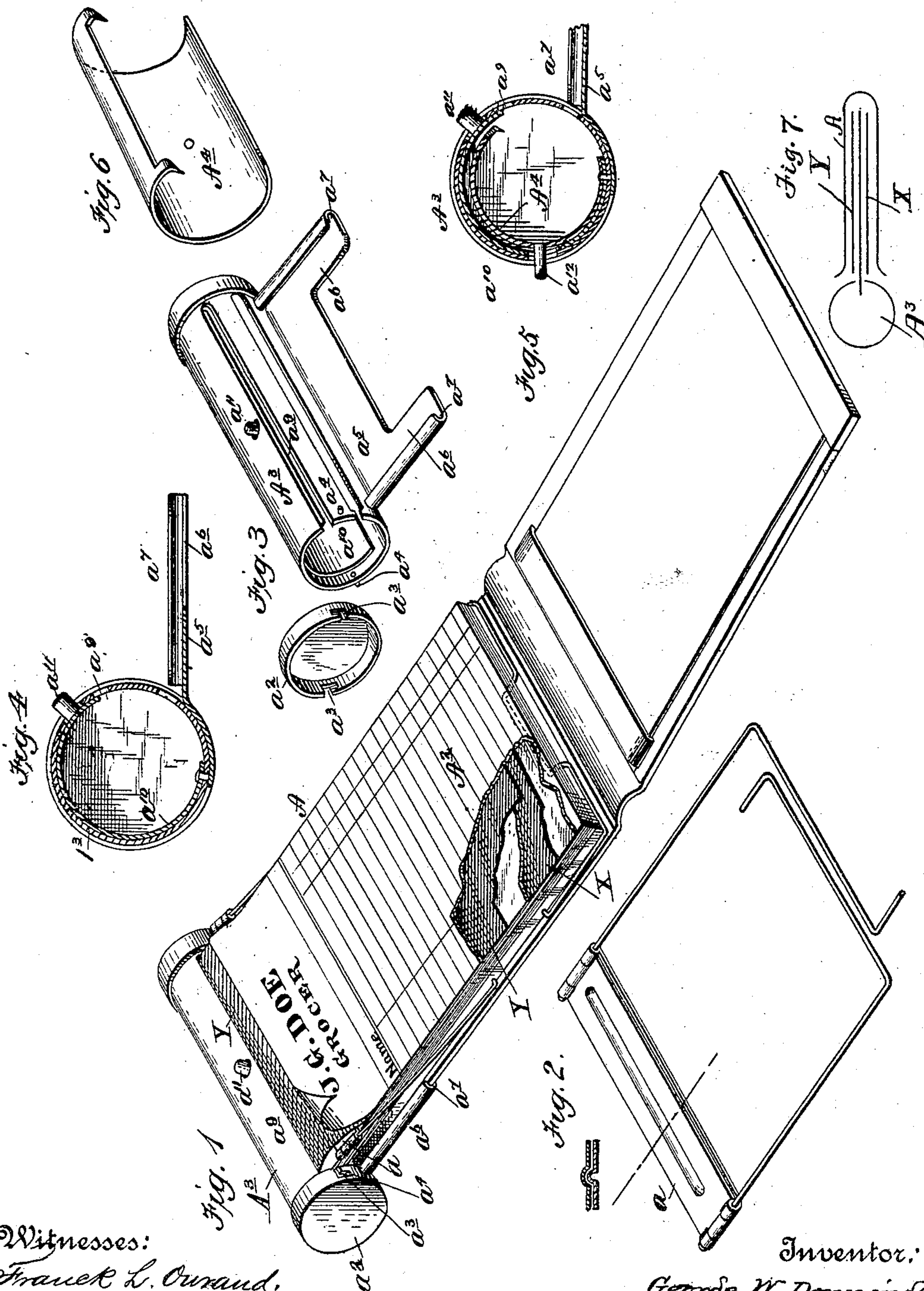
PATENTED OCT. 25, 1904.

G. W. DONNING.
MANIFOLDING.

APPLICATION FILED FEB. 26, 1899..

NO MODEL.

2 SHEETS—SHEET 1.



Witnesses:
Frank L. Ormand.
H. M. Elliott.

Inventor:
George W. Downing?
by R. S. Dykes,
his attorney.

No. 773,482.

PATENTED OCT. 25, 1904.

G. W. DONNING.
MANIFOLDING.

APPLICATION FILED FEB. 25, 1899.

NO MODEL.

2 SHEETS—SHEET 2.

Fig. 8.

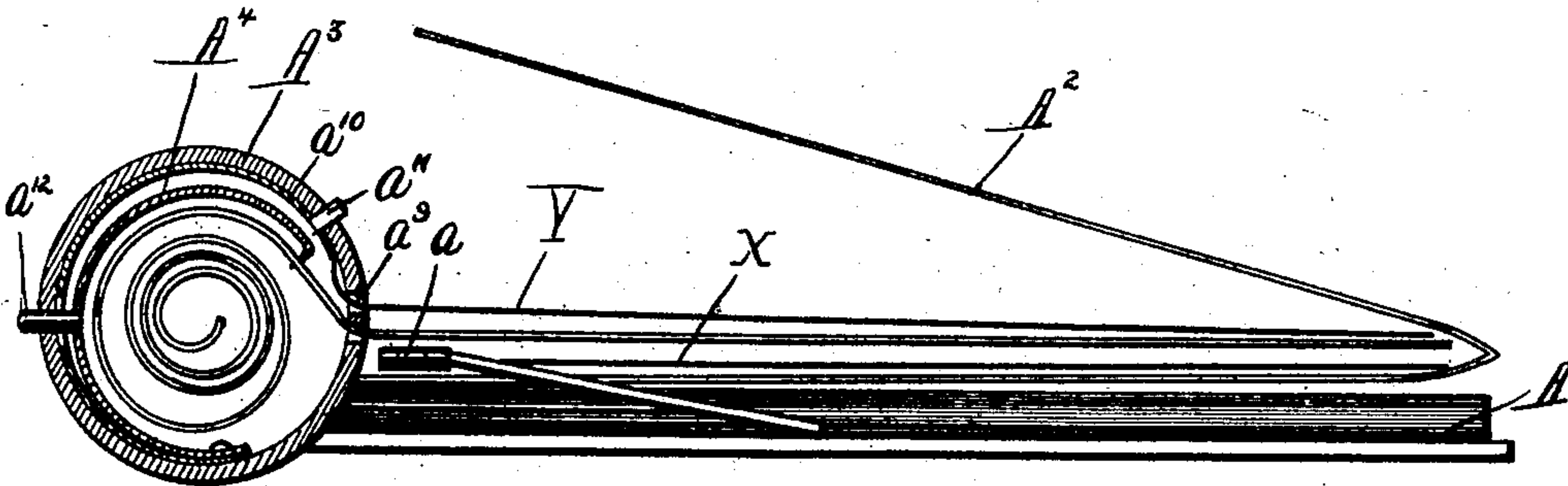
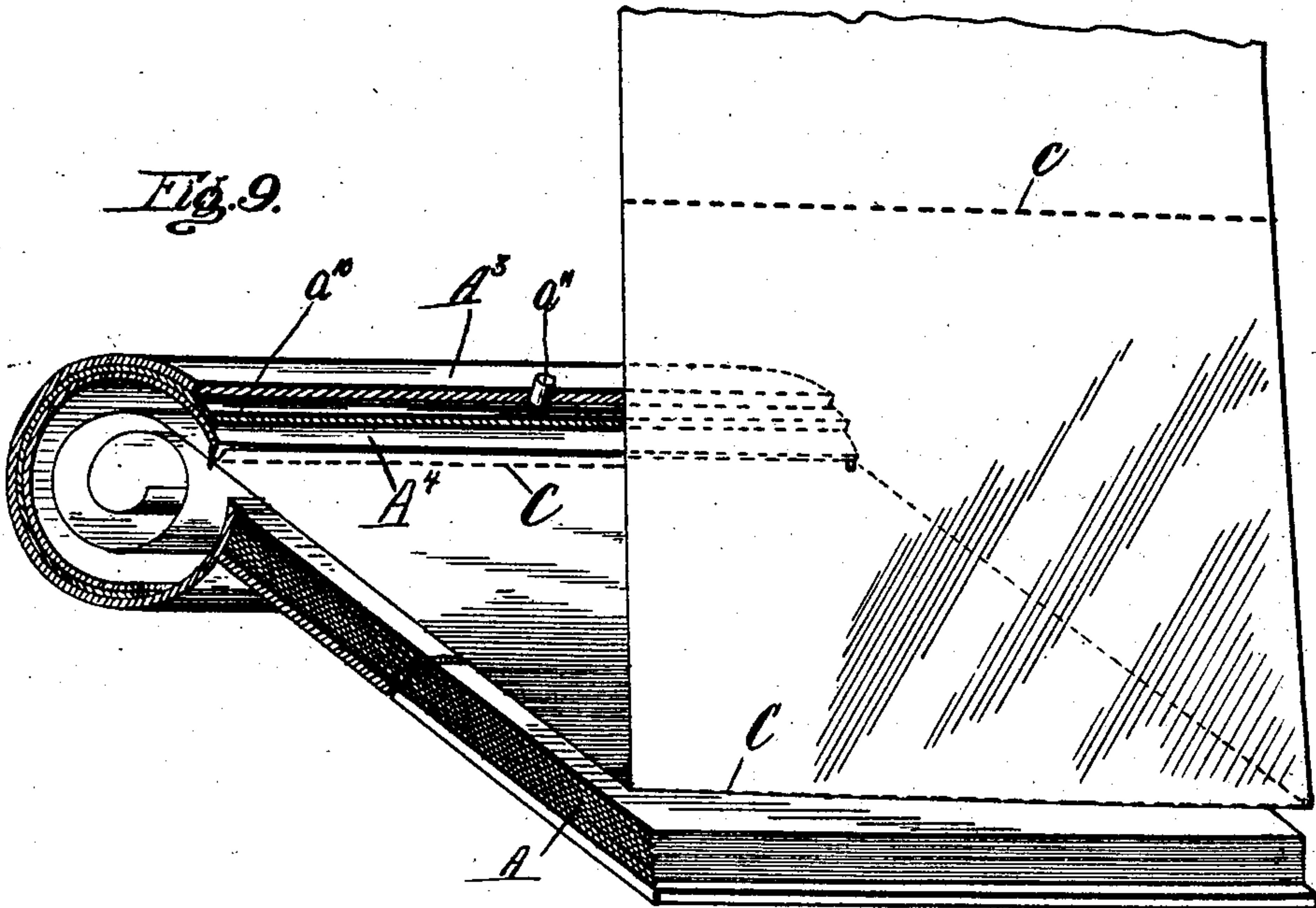


Fig. 9.



Witnesses
Eugene W. Shiner.
Amos H. Lantry.

Inventor
George W. Donning,

by

A. J. Dyer,
his attorney.

UNITED STATES PATENT OFFICE.

GEORGE W. DONNING, OF BROOKLYN, NEW YORK, ASSIGNOR OF ONE-THIRD TO ROBERT GRANT, OF BROOKLYN, NEW YORK.

MANIFOLDING.

SPECIFICATION forming part of Letters Patent No. 773,482, dated October 25, 1904.

Application filed February 25, 1899. Serial No. 706,837. (No model.)

To all whom it may concern:

Be it known that I, GEORGE W. DONNING, a citizen of the United States, residing at Brooklyn, in the county of Kings and State of New York, have invented certain new and useful Improvements in Manifolding; and I do hereby declare the following to be a full, clear, and exact description of the invention, such as will enable others skilled in the art to which it appertains to make and use the same.

This invention relates to manifolding.

The object is to present a cheap and durable manifolding-book, such as those in ordinary use in stores, which shall in a simple and effective manner present triplicate copies of a sales-account; furthermore, to provide means for effecting the ready and easy removal and insertion of the manifolding-strips without interference with the check-slips; furthermore, to provide means for carrying the duplicate checks and the upper manifolding-strip, and, finally, to provide means whereby accidental feeding out of a duplicate sheet will be prevented.

With these objects in view the invention consists in the novel construction and combination of parts of a manifolding-book as will be hereinafter fully described and claimed.

In the accompanying drawings, forming part of the application, and in which like letters of reference indicate corresponding parts, I have illustrated a form of embodiment of my invention with a modification thereof, it being understood that other forms of embodiment thereof may be employed without departing from the spirit of the invention, and in these drawings—

Figure 1 is a view in perspective, displaying the manifolding-book of ordinary construction equipped with my attachments, the front cover or flap of the back being turned back and the manifolding-strips and checks broken away to show their respective relations with regard to each other. Fig. 2 is a fragmentary view in perspective, displaying a clamp for holding the under manifolding-strip. Fig. 3 is a detached detail view of a combined manifolding-slip and duplicate-check carrier. Fig. 4 is a transverse sectional view through the

said carrier. Fig. 5 is a similar view of a modified form of the carrier. Fig. 6 is a perspective detail view of the holdback device. Fig. 7 is a side view in diagram, showing the arrangement of the slips or checks and the manifolding material. Fig. 8 is a view illustrating the supporting-table with a plurality of sheets or sections disposed thereon and with interposed carbon-sheets. Fig. 9 is a view illustrating particularly a clip device disposed within a cylindrical holder and adapted to engage indicating devices on the duplicate strip.

Referring to the drawings, A designates the book, which may be of any size, shape, or material and constructed with a view to serviceable wear. Secured to one of the covers of this book (the back in use) is preferably a continuous sheet, comprising strips or slips A², of paper, the same being appropriately ruled, printed, and numbered according to the requirements of the case. These strips are held in place upon the cover by any suitable holding means, in this instance by a spring-pressed clamp *a*, this clamp also serving to carry the under slip X of manifolding material, in this instance a strip of paper, although other material may be employed. Each of the strips A² consists of a single piece of paper folded upon itself to present two checks, the under one of which constitutes the triplicate check and is held in place by pressure from the spring-clamp *a* and the upper one, the original check, the latter being folded over the slip of manifolding material Y.

Thus far the book described is the counterpart of any one of those which may be found in most stores, and therefore needs no further description.

My invention resides particularly in the combined manifolding-slip and duplicate-check carrier A³. This consists, essentially, of a split cylinder having one end permanently closed by a fixed cap and the other end temporarily closed by a removable cap *a*², the latter being held in position in this instance by bayonet-slots *a*³ engaging pins *a*⁴ at one of the ends of the cylinder. I do not, however, limit myself to a fixed and a re-

movable cap, as both may be made removable, if desired. Suitably secured to this cylinder in any manner is a clamp a^5 , which in this instance is shown as a plate provided
 5 with arms a^6 , the ends of which are over-turned to present grooves a^7 , in which the sides of the book fit, the frictional contact between the book and the walls of the grooves to be such as to hold the book in place. It
 10 is to be understood, however, that I do not limit myself to this particular manner of attaching the cylinder to the back, as a spring-clamp or other equivalent means may be employed. Within the cylinder is placed a body
 15 or roll of paper constituting the duplicate strip, the free end of which is passed through a slot a^8 , extending from the closed end of the cylinder throughout the remainder of its length; but it is to be understood that, if preferred, this slot may terminate short of the
 20 end upon which the removable cap is attached. The roll of paper is free to roll within the cylinder and is guided in operation by the caps at each end of the cylinder.
 25 Secured within the cylinder and partly encircling the roll of paper is a curved clamp a^{10} , preferably of spring metal, one side of which lies parallel with the edge of the upper wall of the slot, and between this spring-clamp
 30 and the inner wall of the cylinder the upper slip Y, of carbon-paper, is clamped, suitable means for operating the clamp a^{10} being provided, as a press-button a^{11} , projecting through the upper side of the cylinder, serving
 35 to depress the plate when desired for the purpose of inserting a fresh slip of carbon for one that is worn out.

It will thus be seen that the slip of carbon Y is firmly held in position over the duplicate strip in such manner as to obviate danger of slipping or working loose when the checks are being written upon.

In practice the lower carbon-slip X and the upper carbon-slip Y are shorter than the
 45 checks, so that when an entry has been made upon an original strip the original, duplicate, and triplicate strips may be grasped together at their lower ends and drawn out to permit separation of the duplicate strip from
 50 the next attached strip without danger of drawing upon the manifolded-slip.

By reason of the lower edges of the original, duplicate, and triplicate strips overlapping the lower ends of the manifolded material there is thus constituted a means by
 55 which the said slips may be drawn out for severance from their body portions, and thereby constituting during such operation of drawing out of said slips a means for automatically positioning new surfaces of the
 60 original, duplicate, and triplicate slips and to dispose them relative to the manifolded material to obviate the necessity of handling such manifolded material for each operation.

65 It is to be understood that the manifolded-

slip and duplicate-check holder may be made as an article of manufacture and in standard sizes to fit any size of book, so that it will be readily applicable and not necessitate any
 70 change in the construction of ordinary books to be found for sale on the market. If desired, it may be sold separate from the books and applied thereto as required.

As shown in Fig. 5, in addition to the spring clamp or clip for holding the carbon-slip in
 75 position I may employ a holdback device for the duplicate strip to prevent the same from being drawn out beyond the length of the original strip when a proper entry has been made thereon and the three checks are to be
 80 detached.

It is to be borne in mind in books of this character that the number of checks in the three strips must agree—that is to say, if
 85 there are fifty original checks there must be fifty duplicate checks and fifty triplicate checks—so that it is obvious that provision should be made whereby when a sale has been made the duplicate checks cannot be drawn
 90 out farther than the length of an original check; otherwise there would be a shortage of the duplicate strip toward the end of the other two strips, which might lead to confusion and trouble. The holdback device in this instance
 95 consists of a metallic frame A^4 , preferably rectangular in shape, which may be of wire or a suitably-shaped piece of metal curved to lie snugly against the under side of the spring-clip that holds the carbon-slip Y in place, the
 100 extremities of the frame being pointed to pass through perforations C, Fig. 9, arranged at intervals in the length of the duplicate strip, corresponding to the length of a check on the triplicate and original strips. To the
 105 back of the holdback is secured a thumb-piece a^{12} , which projects through a suitable opening provided in the back of the cylinder for the purpose, the holdback being by preference of resilient material and bent to such
 110 shape as to cause its points normally to be in engagement with the duplicate slip, so that accidental drawing out of this slip without first depressing the thumb-piece to lift the
 115 points out of contact with the duplicate slip will be obviated. It will be understood that when a body or roll of paper is to be inserted into the cylinder these points must also be
 120 lifted by depressing the thumb-piece, as will be readily understood. When a sale has been made and the three strips are drawn out from between the carbon-slips the full length of
 125 the original and triplicate strips, this will bring the perforations in the duplicate strip under the points of the holdback, through which they will then project, and the three strips may then be torn off.

It is obvious that the supply of paper, which is housed in the holder and which is fed therefrom, should be governed in such feeding and
 130 that, besides, the user of the device should

know when a sufficient length has been drawn out of the holder to bring the respective slips into position. To this end the clip described carrying the points drops into the perforations already described. The person using the book when drawing out a set of checks withdraws also at the same time a second set, the duplicate contained within the holder continuing to unroll until the pointed clip is resting upon the duplicate strip, and the instant the perforations provided in the duplicate strip are brought under the points of the clip the same drops down into these perforations and temporarily retards further movement. The user of the device then feeling the resistance at that point recognizes that the proper length has been drawn out, so that the perforations in the paper and the clip device co-operating constitute a means for regulating the supply of the paper from the holder to predetermined lengths of the same, and therefore is a signaling or indicating device.

In arranging the original, duplicate, and triplicate strips herein described for operation the slip of carbon X lies over the face of the triplicate check. The duplicate check is then folded down over the back of the first carbon-slip. The second carbon-slip Y is then folded with the carbon side down over the duplicate check, and the original check is then folded down over the top of the carbon-slip Y. The sale is then entered upon the original check, and the salesman grasps the under side of the triplicate and the upper side of the original check, with the duplicate check between the two, and then draws out the three checks the proper distance, (as indicated by the points of the holdback device, which by entering the perforations in the paper give a mechanical signal to the operator that the length of the slip has been reached,) tears off those upon which the entry has been made, and then arranges the checks in the manner just described. It will be understood, however, that I do not limit my invention to the employment of the holdback, as it will be obvious from the description with relation to the form of manifold-slip and duplicate-check carrier shown in Figs. 1 and 2 that the same may be dispensed with, if desired.

Having thus fully described my invention, what I claim as new, and desire to secure by Letters Patent of the United States, is—

1. The combination, in a manifolding-book provided with original and triplicate checks and manifolding material, of a holder carrying duplicate checks and manifolding material, said holder comprising a cylinder provided with a longitudinal slot, through which the duplicate checks are drawn, and a clamp arranged adjacent to the slot for clamping the manifolding material in position within the cylinder, substantially as described.

2. The combination, in a manifolding-book provided with original and triplicate checks

and manifolding material, of a holder carrying duplicate checks and manifolding material, said holder comprising a cylinder provided with a longitudinal slot, through which the duplicate checks are drawn, a clamp arranged adjacent to the slot for clamping the manifolding material in position within the cylinder, and means for releasing the clamp, when desired, substantially as described.

3. The combination, in a manifolding-book provided with original and triplicate checks and manifolding material, of a holder for duplicate checks and manifolding material comprising a cylinder provided with a longitudinal slot, through which the duplicate checks are drawn, a clamp arranged adjacent to the slot for clamping the manifolding material in position within the cylinder, the duplicate checks being provided with openings spaced apart a distance equal to the length of a check, and means for engaging the openings, substantially as described.

4. The combination, in a manifolding-book provided with original and triplicate checks and manifolding material, of a holder for duplicate checks and manifolding material, comprising a cylinder provided with a longitudinal slot, through which the duplicate checks are drawn, a clamp arranged adjacent to the slot for clamping the manifolding material in position within the cylinder, the duplicate checks being provided with openings spaced apart a distance equal to the length of a check, and a spring-actuated catch for engaging the openings, substantially as described.

5. As a new article of manufacture, a combined manifolding material and duplicate-check holder, comprising a cylinder provided with a fixed and removable end, manifolding material within the cylinder, and a clamp or clip for engaging a book, substantially as described.

6. As a new article of manufacture, a combined manifolding material and duplicate-check holder, comprising a longitudinally-slotted cylinder provided with a fixed and removable end, manifolding material clamped within the cylinder, a clamp or clip for engaging a book, and a holdback device for controlling the feed of the duplicate strip, substantially as described.

7. As an article of manufacture, a combined manifolding material and duplicate-check holder, comprising a cylinder provided with a removable end and a clamp or clip for engaging a book or paper pad, a supply of paper carried within said cylinder, and means for securing manifolding material to said cylinder, substantially as described.

8. As an article of manufacture, a holder, a supply of paper carried within said holder and adapted to be fed from the same and provided at predetermined points in its length with stopping or checking instrumentalities, a clip device provided with means for coöp-

erating with said instrumentalities, manifold-
ing material adapted to coöperate with the pa-
per, and means for retaining the manifolding
material, substantially as described.

5 9. As an article of manufacture, a holder,
a supply of paper carried within said holder
and adapted to be fed from the same and per-
forated at predetermined points, a clip device
for engaging said paper at the perforations,
10 manifolding material, adapted to coöperate
with the paper, and means for retaining the
manifolding material, substantially as de-
scribed.

10. As an article of manufacture, a holder
15 adapted to be secured to a book or paper pad,
a supply of paper carried within said holder
and adapted to feed over said book or pad, a
toothed spring-clip connected with said holder
and engaging the paper to indicate its length,
20 and manifolding means adapted to coöperate
with the paper from said supply of the book
or pad, substantially as described.

11. As a new article of manufacture, a com-
bined original, duplicate, and triplicate check
25 device, comprising a supporting-tablet, a plu-
rality of sheets or sections carried by said tab-
let, each section folded upon itself to consti-
tute an upper original check and a lower trip-
licate check, a continuous strip of duplicate-
30 check material supported upon said tablet in
position to permit insertion of its end be-
tween said original check and triplicate check,
and manifolding material supported on said
tablet and coöperating with the original, du-
35 plicate and triplicate checks to effect three
facsimile records at one writing, substantially
as described.

12. As a new article of manufacture, a com-
bined original, duplicate, and triplicate check
40 device, comprising a supporting-tablet, a plu-
rality of sheets or sections carried by said tab-
let, each section folded upon itself to consti-
tute an upper original check and a lower trip-
licate check, a continuous strip of duplicate-
45 check material detachably supported upon said
tablet in position to permit insertion of its end
between said original check and triplicate
check, and manifolding material supported on
said tablet and coöperating with the original,
50 duplicate and triplicate checks to effect three
facsimile records at one writing, substantially
as described.

13. As a new article of manufacture, a com-
bined original, duplicate, and triplicate check
55 device, comprising a supporting-tablet, a plu-
rality of sheets or sections carried by said tab-
let, each section folded upon itself to consti-
tute an upper original check and a lower trip-
licate check, a continuous strip of duplicate-
60 check material supported upon said tablet in
position to permit insertion of its end be-
tween said original check and triplicate check,
and manifolding material supported on said
tablet between the several checks, said mani-
65 folding material formed of less length than

the checks, the portions of the latter which
extend beyond the manifolding material con-
stituting means by which they may be drawn
out for removal and to present a new dupli-
cate check and triplicate check in operative 70
relation to the manifolding material, whereby
the necessity of handling the manifolding ma-
terial is obviated, substantially as described.

14. As a new article of manufacture, a com-
bined original, duplicate, and triplicate check 75
device, comprising a supporting-tablet, a plu-
rality of sheets or sections carried by said tab-
let, each section folded upon itself to consti-
tute an upper original check and a lower trip-
80 licate check, a continuous strip of duplicate-
check material, sectioned in lengths corre-
sponding to the length of the original check,
and supported upon said tablet in position to
permit insertion of its end between said origi-
85 nal check and triplicate check, and manifold-
ing material supported on said tablet and co-
operating with the original, duplicate and trip-
licate checks to effect three facsimile records
at one writing, substantially as described.

15. As a new article of manufacture, a com- 90
bined original, duplicate and triplicate check
device comprising a cover, a supporting-tab-
let, a plurality of sheets or sections carried
by said tablet, a holder, a supply of paper
carried by said holder in position to be fed 95
therefrom and having its surface provided
with indicating devices at predetermined
points, and a clip device constructed and ar-
ranged to coöperate with said indicating de-
100 vices, whereby the supply of paper from the
holder is regulated to predetermined lengths,
substantially as described.

16. As a new article of manufacture, a com-
bined original, duplicate and triplicate check 105
device comprising a cover, a supporting-tab-
let, a plurality of sheets or sections carried
by said tablet, a holder, a supply of paper
carried by said holder in position to be fed
therefrom and having its surface provided 110
with indicating devices at predetermined
points, and a clip device carried by said holder
and constructed and arranged to coöperate
with said indicating devices, whereby the sup-
ply of paper from the holder is regulated to 115
predetermined lengths, substantially as de-
scribed.

17. As a new article of manufacture, a com-
bined original, duplicate and triplicate check
device comprising a cover, a supporting-tab- 120
let, a plurality of sheets or sections carried
by said tablet, a casing, a supply of paper
carried within said casing in position to be fed
therefrom and having its surface provided
with indicating devices at predetermined 125
points, and a clip device supported within said
casing and constructed and arranged to co-
operate with said indicating devices, whereby
the supply of paper from the holder is regu-
lated to predetermined lengths, substantially
130 as described.

18. As a new article of manufacture, a combined original, duplicate and triplicate check device comprising a cover, a supporting-tablet, a plurality of sheets or sections carried
5 by said tablet, a casing, a supply of paper carried within said casing in position to be fed therefrom and having its surface provided with indicating devices at predetermined points, a clip device supported within said
10 casing and constructed and arranged to cooperate with said indicating devices, whereby the supply of paper from the holder is regulated to predetermined lengths, and means extending exterior of said casing and constructed for shifting said clip device from the
15 position for cooperating with said indicating devices, substantially as described.

19. As a new article of manufacture, a combined original, duplicate and triplicate check
20 device comprising a cover, a supporting-tablet, a plurality of sheets or sections carried by said tablet, a casing, a supply of paper carried within said casing in position to be fed therefrom and having its surface provided
25 with indicating devices at predetermined points, a spring-clip device supported within said casing and constructed and arranged to cooperate with said indicating devices, whereby the supply of paper from the holder is
30 regulated to predetermined lengths, and means extending exterior of said casing and constructed for shifting said clip device from the position for cooperating with said indicating devices, substantially as described.

35 20. As a new article of manufacture, a combined original, duplicate, and triplicate check device, comprising a cover, a supporting-tablet, a plurality of sheets or sections carried
40 by said tablet, each section folded upon itself to constitute an upper original check and a lower triplicate check, a continuous strip of duplicate-check material of quantity equal to one-half of that of the original and triplicate
45 check sheets and supported upon said tablet in position to permit insertion of its end between said original check and triplicate check, and manifolding material on said tablet and cooperating with the original, duplicate, and triplicate checks to effect three facsimile records at one writing, substantially as described.
50

21. As a new article of manufacture, a combined original, duplicate and triplicate check device comprising a supporting-tablet, a plurality of sheets or sections carried by said tablet,
55 each section folded upon itself to constitute an upper, original check and a lower triplicate check, a continuous strip of duplicate-check material supported upon said tablet in position to permit insertion of its end between
60 said original check and triplicate check, a plurality of sheets of manifolding material disposed to cooperate with the original, duplicate and triplicate checks to effect three facsimile records at one writing, and a movable
65 spring-pressed device carried by the tablet

for supporting one end of one of the sheets of manifolding material, and holding the same normally in contact with one of the checks, and when raised, to elevate therewith the manifolding material away from said check, 70 substantially as described.

22. As a new article of manufacture, a combined original, duplicate and triplicate check device comprising a supporting-tablet, a plurality of sheets or sections carried by said tablet, each section folded upon itself to constitute an upper, original check and a lower triplicate check, a continuous strip of duplicate-check material supported upon said tablet in position to permit insertion of its end between
75 said original and triplicate checks, manifolding material disposed to cooperate with the original, duplicate and triplicate checks to effect three facsimile records at one writing, and a movable carbon-holding device, and supporting-arms secured at one end to the tablet, and carrying at the other end said carbon-holding device and cooperating therewith to maintain the manifolding material normally in contact with a check, and, when raised, to
80 elevate therewith one portion of the manifolding material away from the check, substantially as described. 85 90

23. As a new article of manufacture, a combined original, duplicate and triplicate check
95 device comprising a supporting-tablet, a plurality of sheets or sections carried by said tablet, each section folded upon itself to constitute an upper, original check and a lower triplicate check, a continuous strip of duplicate-check material supported upon said tablet in position to permit insertion of its end between
100 said original and triplicate checks, manifolding material disposed to cooperate with the original, duplicate and triplicate checks to effect three facsimile records at one writing, and a movable carbon-holding device, and resilient arms secured at one end to the tablet, and carrying at the other end said carbon-holding device and cooperating therewith to maintain the manifolding material normally in contact with a check, and, when raised, to
105 elevate therewith one portion of the manifolding material away from the check, substantially as described. 110 115

24. As a new article of manufacture, a combined original, duplicate and triplicate check device, comprising a supporting-tablet, a protecting-casing disposed at one edge thereof, a body of original and triplicate record material
120 carried by the tablet and formed into sections, one section folded upon its contiguous section and both sections, respectively, to constitute an upper, original, check and a lower triplicate check, the upper check to receive the
125 original record, a sheet of duplicate-record material of quantity half that of the original and triplicate record material, sectioned in lengths corresponding to the length of the original and triplicate checks, and carried 130

within said casing, and having one end adapted to be inserted between the original and triplicate sections, and manifolding material carried by the tablet and disposed between the
5 original and duplicate sections and between the duplicate section and the triplicate-record surface, and of less length than the record material, the parts of the original, duplicate and triplicate material constituting a means by
10 which the same may be drawn out for severance from their body portion and the parts coacting during such operation of drawing out, automatically to position new portions of the original, duplicate and triplicate record sur-
15 faces and dispose them relative to the manifolding material, avoiding the necessity of

handling such manifolding material for each operation, substantially as described.

25. As a new article of manufacture, a sales-book comprising a cover, a pad of checks sup- 20
ported on said cover, a cylindrical housing attached to the edge of the cover, a slot in the housing contiguous to said pad of checks, and a carbon-holding clamp secured to the interior face of the housing contiguous to said slot 25
therein, substantially as described.

In testimony whereof I affix my signature in presence of two witnesses.

GEORGE W. DONNING.

Witnesses:

EDW. A. DENINE,
ISAAC LUBLIN.