

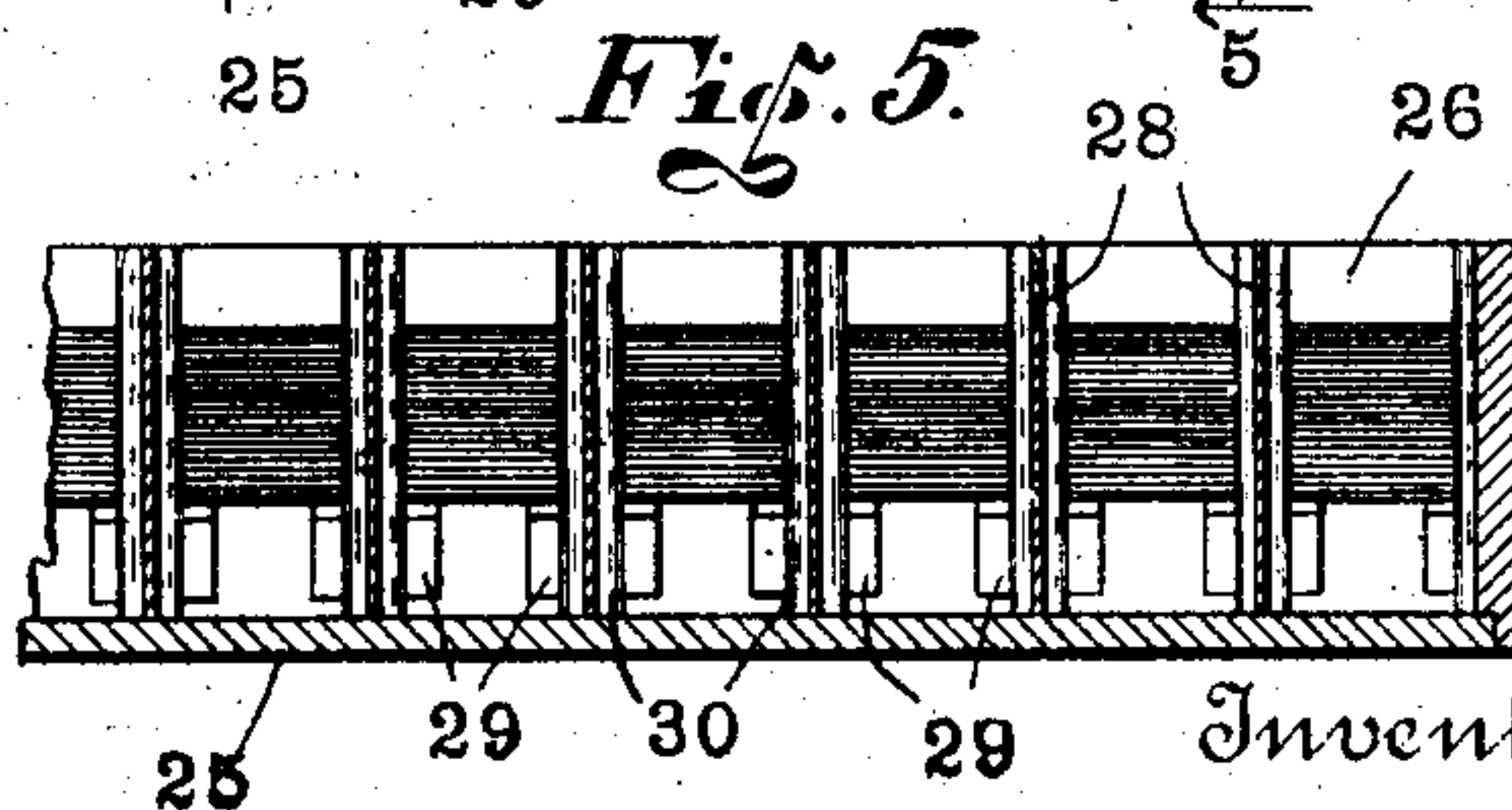
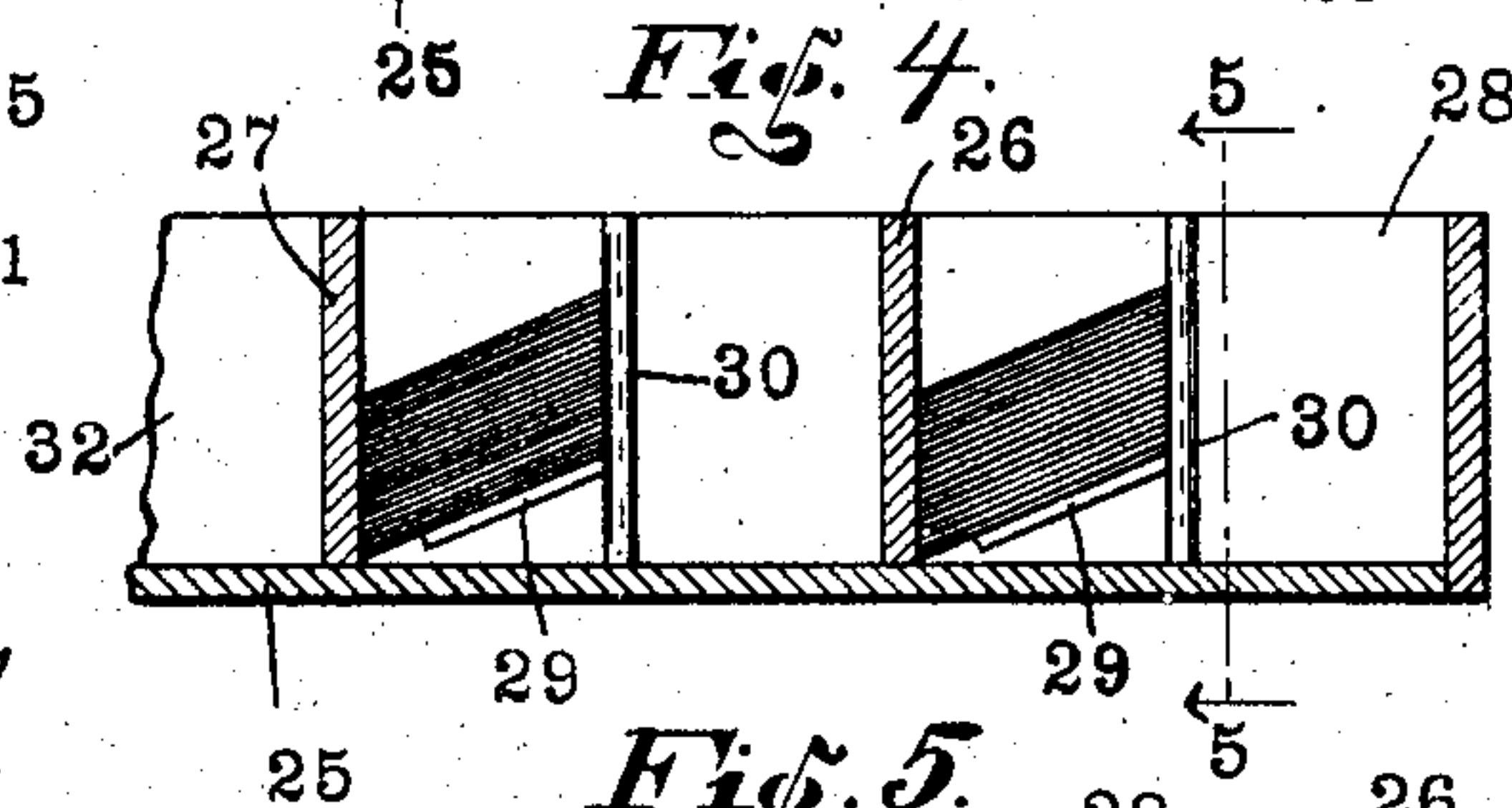
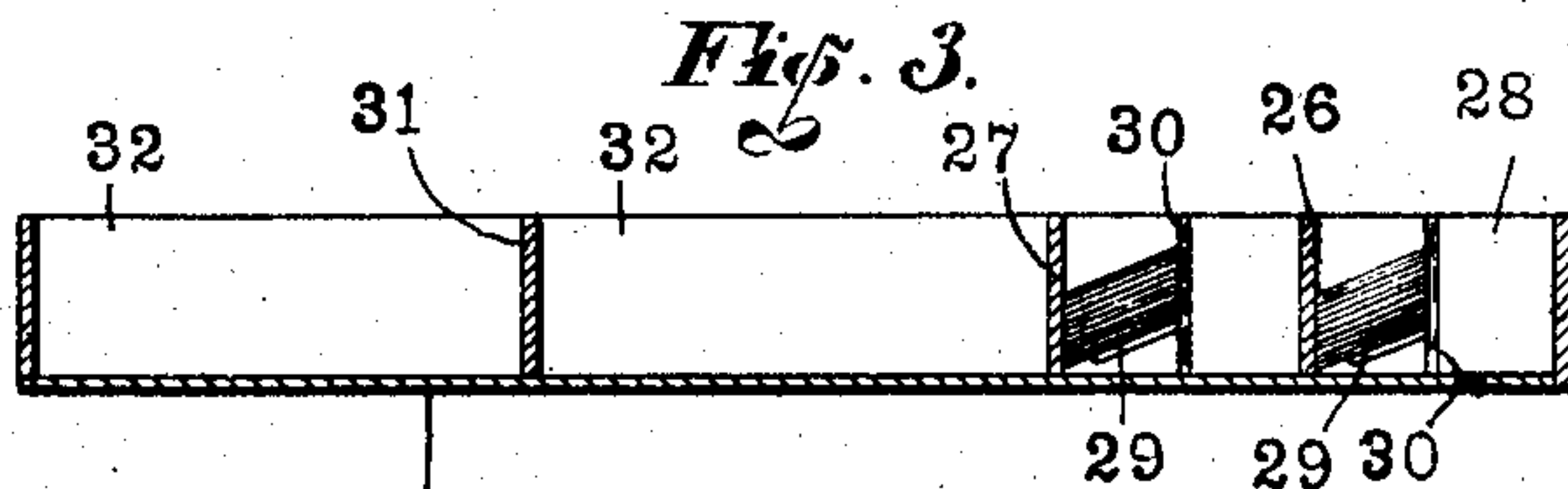
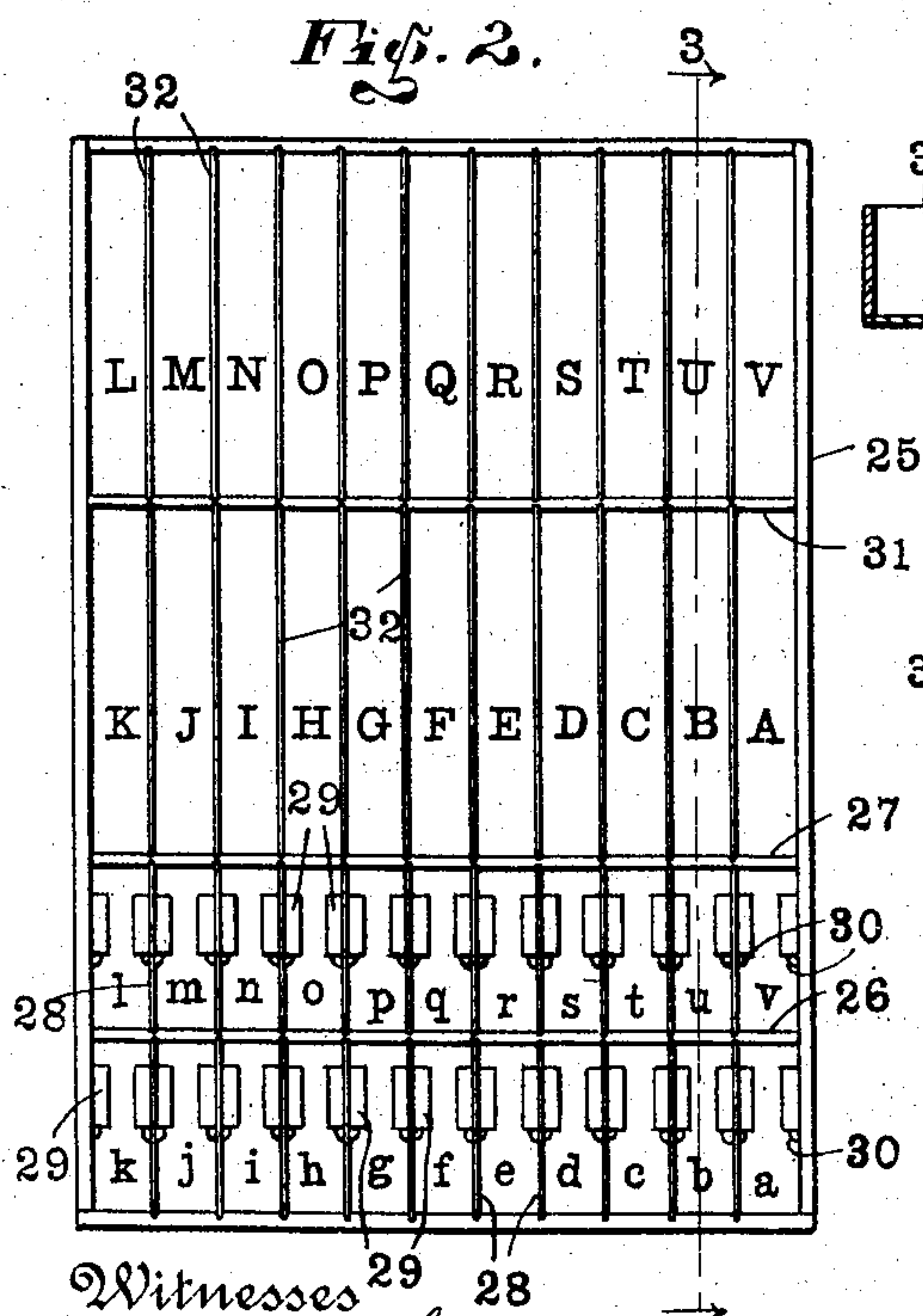
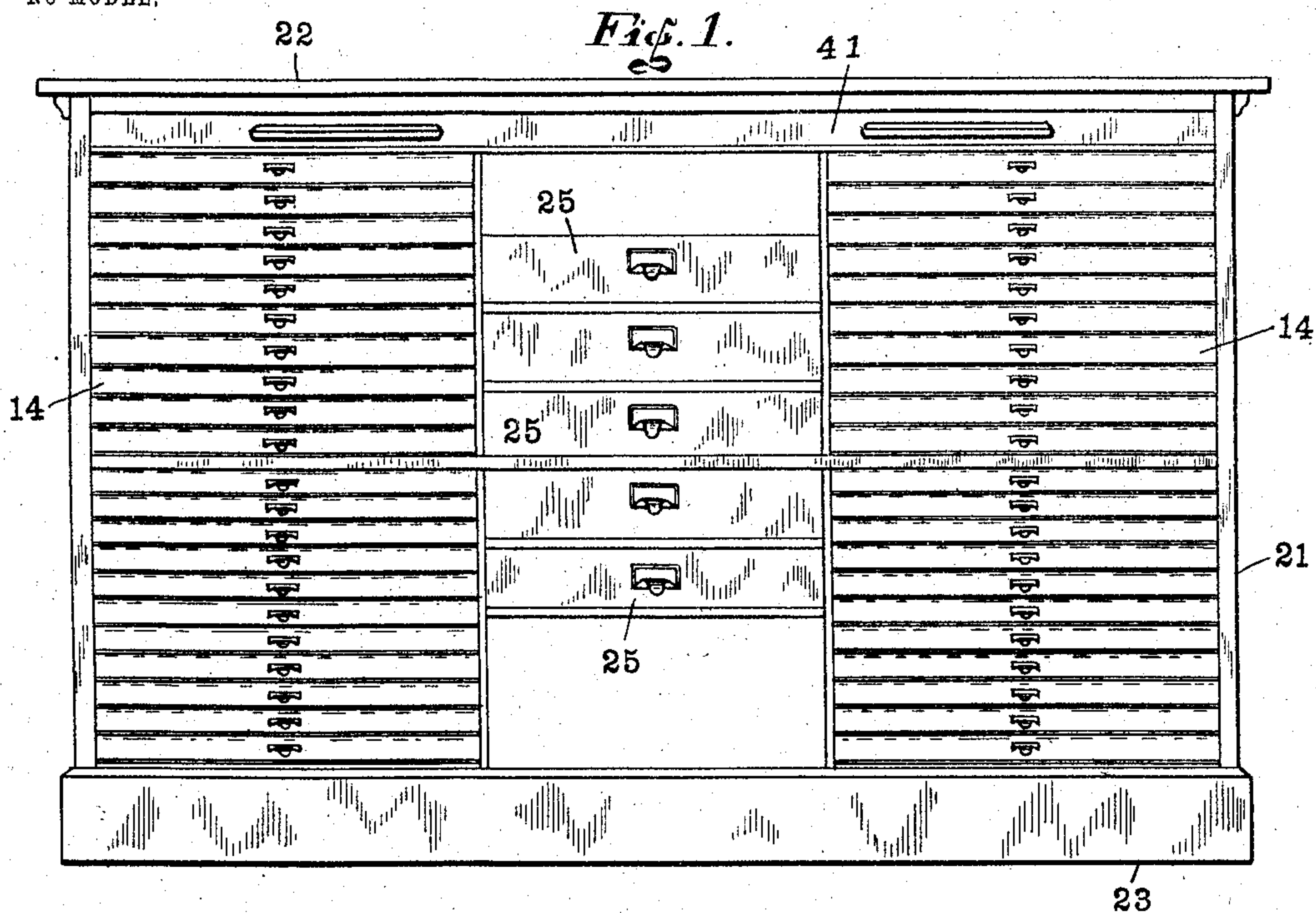
No. 773,103.

PATENTED OCT. 25, 1904.

A. H. SELLARS.
TICKET CASE.

APPLICATION FILED MAR. 21, 1904.

NO MODEL.



Witnesses
Adelaide Kearns -
J. A. Walsh.

Inventor
Albert H. Sellars
By *Bradford Wood,*
Attorney

UNITED STATES PATENT OFFICE.

ALBERT H. SELLARS, OF INDIANAPOLIS, INDIANA.

TICKET-CASE.

SPECIFICATION forming part of Letters Patent No. 773,103, dated October 25, 1904.

Application filed March 21, 1904. Serial No. 199,166. (No model.)

To all whom it may concern:

Be it known that I, ALBERT H. SELLARS, a citizen of the United States, residing at Indianapolis, in the county of Marion and State of Indiana, have invented certain new and useful Improvements in Ticket-Cases, of which the following is a specification.

My present invention relates to the construction and arrangement of that variety of ticket-cases adapted for the use of railroad ticket agents, which are designed to contain "card" tickets, as will be hereinafter more particularly described and claimed.

Referring to the accompanying drawings, which are made a part hereof, and on which similar reference characters indicate similar parts, Figure 1 is a front elevation of a cabinet of a character suitable to embody the construction and arrangement involved in my present invention; Fig. 2, a plan view, on a somewhat enlarged scale, of one of the card-ticket-holding drawers to which my present invention more particularly relates; Fig. 3, a longitudinal vertical sectional view thereof at the point indicated by the dotted line 3 3 in Fig. 2; Fig. 4, a detail sectional view, on a still further enlarged scale, similar to a portion of Fig. 3; and Fig. 5, a detail sectional view as seen when looking in the direction indicated by the arrows from the dotted lines 5 5 in Fig. 4.

The cabinet 21 as a whole is built at about the height of an ordinary standing desk and preferably has a flat top or table portion 22 for the use of the agent when doing his work. Between said top and the bases 23 are a series of drawers, as indicated. The drawers 14 are designed for holding coupon-tickets, and as the particular construction thereof is not involved in the present case, but is claimed by me in my separate application, Serial No. 165,072, the same will not be further described herein.

In the arrangement of cabinet shown the central drawers 25 are those which are designed for containing card tickets and which embody my present invention. In the arrangement shown I put two rows of card-ticket spaces or compartments in the front end of each of these comparatively large draw-

ers, dividing the same from each other by the transverse partition 26 and from the remainder of the space in the drawers by the transverse partitions 27 and separating them in the other direction by the thinner partitions 28. As best shown in Figs. 3 and 4, I make the bottoms of the card-ticket-holding spaces inclined, with the highest portion toward the front, so that I am enabled to easily pull off the tickets one by one, as may be required, by frictional contact of the fingers therewith. These inclined bottoms 29 should be open in the center, so as to permit the insertion of the fingers entirely beneath the tickets, the upward inclination leaving sufficient space at the front edges of said bottoms for this purpose. They may be mere ledges at the sides of the compartments, as shown in the drawings, or they may be continuous and cut away centrally to provide the required finger-space. At the front edges of said bottoms and at the sides of each compartment I place vertical ribs 30, which serve as guides to keep the tickets in place. The distance between these guides and the walls of the compartments opposite the ticket-space is sufficiently large to permit the easy insertion of the fingers. In removing the tickets as the same are taken out for sale (usually one by one) the front corners will slide up these ribs, and these (having comparatively narrow surfaces) occasion but little friction, but permit the tickets to be pulled out easily.

The drawers 25 are quite large and the ticket-compartments just described occupy only a portion of the space therein, which, however, is sufficient to hold a suitable stock of tickets for current sales. The remainder of the space (behind the partition 27) is divided into plain box-like compartments by means of a cross-partition 31 and suitable longitudinal partitions 32, these spaces being equal in number (in each drawer) to the number of spaces which are provided for holding the current supply. These compartments are designed to be utilized for holding the surplus stock of tickets. The front wall of the drawer and the transverse partitions 26, 27, and 31 are each thick enough so that labels or inscriptions can be placed on their upper

edges. The sales-compartments and the storage-compartments are thus adapted to be similarly labeled. They are preferably also similarly arranged, and in order to point this out
5 I have applied reference-letters to the several compartments, using the letters *a b*, &c., for the sales-compartments and the letters *A B*, &c., for the storage-compartments.

My improved ticket-cabinet may or may
10 not be provided with an ordinary roll-curtain, as 41, by which all the drawers can be inclosed and the cabinet enabled to be locked by means of a single lock.

Having thus fully described my said invention, what I claim as new, and desire to secure
15 by Letters Patent, is—

1. In a ticket-cabinet, card-ticket-holding drawers containing a multiplicity of compartments with bottoms inclined to the rear and
20 open fronts, substantially as and for the purpose specified.

2. In a ticket-cabinet, card-ticket-holding drawers containing a multiplicity of compartments with bottoms inclined to the rear having
25 open spaces at the points where the fingers of the ticket-seller are inserted, substantially as shown and described.

3. In a ticket-cabinet, card-ticket-holding drawers containing a multiplicity of compartments with bottoms inclined to the rear, and
30 having ribs on the vertical side walls of said compartments, substantially as shown and described.

4. In a ticket-cabinet, card-ticket-holding drawers containing a multiplicity of compartments with bottoms inclined to the rear having
35 open spaces at the point where the fingers of the seller are inserted, and having ribs on the walls of the compartment just in front of the points to which the tickets extend when
40 placed therein, substantially as shown and described.

5. In a ticket-cabinet, card-ticket-holding drawers, having inclined false bottoms with
45 spaces below them, and ribs extending vertically along the sides of the compartments at a point intermediate the ends of said compartment, thus providing a ticket-holding space behind said ribs and over said inclined bottom, and a space for the insertion of the fin-
50 gers of the seller in front of said ribs, substantially as set forth.

6. A drawer for ticket-cabinets, containing a series of compartments with inclined bottoms for containing the current supply of tick-
55 ets from which individual sales are made and a second series of compartments for containing the stock of tickets from which the first-named compartments may be replenished.

In witness whereof I have hereunto set my
60 hand and seal, at Indianapolis, Indiana, this 18th day of March, A. D. 1904.

ALBERT H. SELLARS. [L. s.]

Witnesses:

CHESTER BRADFORD,
JAMES A. WALSH.