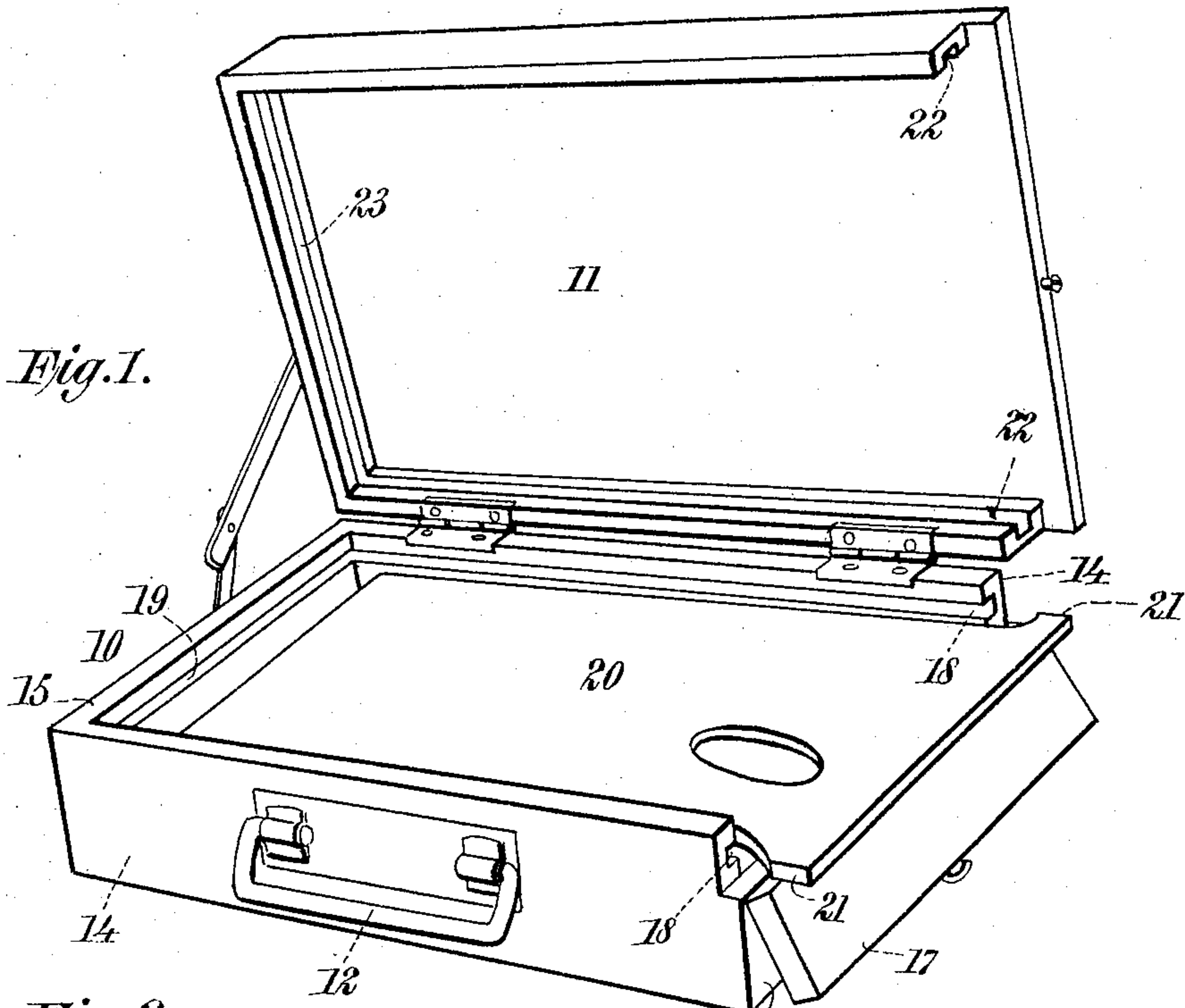


No. 771,995.

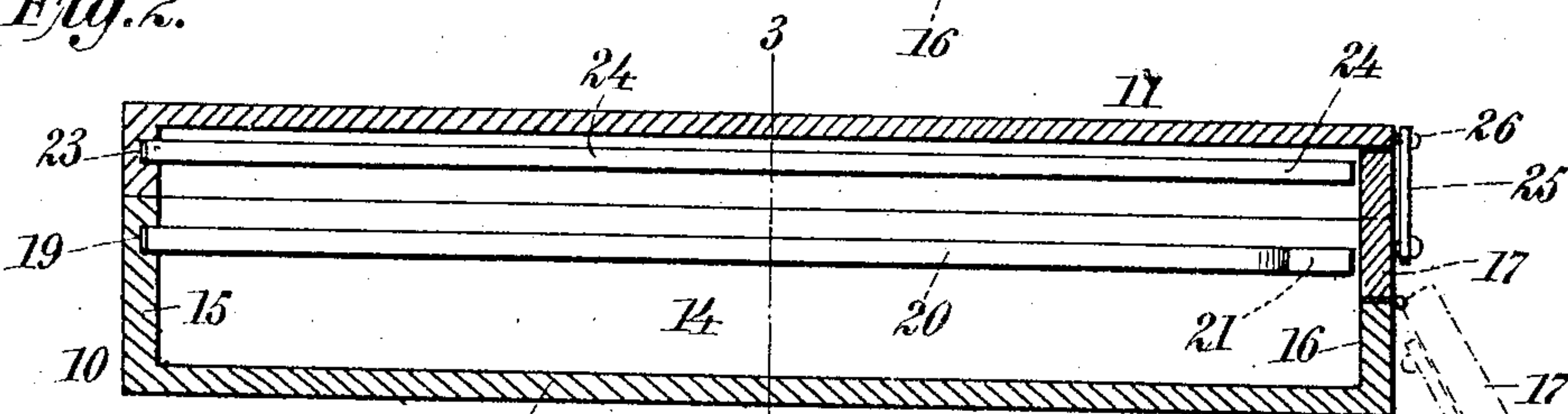
PATENTED OCT. 11, 1904.

J. MYERS.  
ARTIST'S SKETCHING BOX.  
APPLICATION FILED JULY 18, 1904.

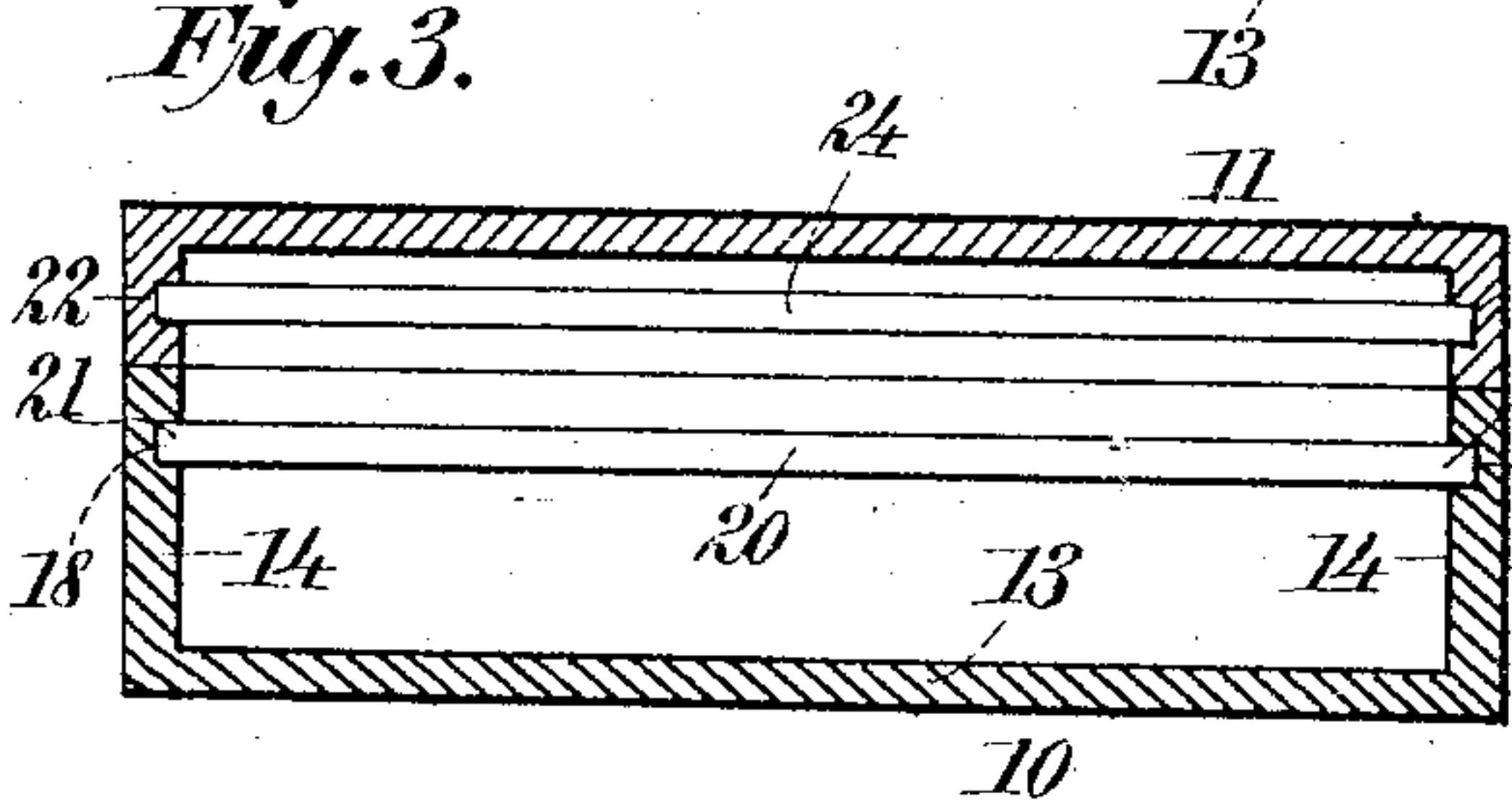
NO MODEL.



*Fig. 2.*



*Fig. 3.*



*Fig. 4.*



WITNESSES:

*Ge. Dietrich.*  
*Arthur Marion.*

INVENTOR  
*Jerome Myers,*  
BY  
*Chas. C. Gill*  
ATTORNEY



# UNITED STATES PATENT OFFICE.

JEROME MYERS, OF NEW YORK, N. Y.

## ARTIST'S SKETCHING-BOX.

SPECIFICATION forming part of Letters Patent No. 771,995, dated October 11, 1904.

Application filed July 18, 1904. Serial No. 217,086. (No model.)

*To all whom it may concern:*

Be it known that I, JEROME MYERS, a citizen of the United States, and a resident of New York city, in the county of New York and State of New York, have invented certain new and useful Improvements in Artists' Sketching-Boxes, of which the following is a specification.

The invention relates to improvements in artists' sketching-boxes; and it consists in the novel features and combinations of parts hereinafter described, and particularly pointed out in the claims.

The box of my invention in its preferred form comprises a body portion, a hinged cover therefor, and a hinged end portion, the whole constituting a conveniently-portable box, and the sides of the cover being provided along their inner surfaces with a groove for the stretched canvas and the inner surfaces of the sides and one end of the body of the box having grooves to receive the palette, which canvas and palette are locked in position when the box is closed by means of the hinged end portion of the box. The box of my invention therefore affords a suitable means for holding the stretched canvas and the palette, and below the palette I provide a compartment for pastels or such materials or articles as an artist might find it convenient to carry therein.

The nature of the invention will be more fully understood from the detailed description hereinafter presented, reference being had to the accompanying drawings, in which—

Figure 1 is a perspective view of an open box constructed in accordance with and embodying the invention, the palette being shown as partly in its home position therein and the hinged end portion of the box being shown as turned downwardly. Fig. 2 is a central vertical longitudinal section of the box in its closed position, the canvas and palette being shown therein. Fig. 3 is a central vertical transverse section of same on the dotted line 3 3 of Fig. 2; and Fig. 4 is an end view of the box, showing the canvas and palette in position and the hinged end portion of the box as turned downwardly.

In the drawings, 10 designates the box-body, 11 the hinged cover therefor, and 12 a suit-

able handle by which the box when in its closed position may be conveniently carried. The body of the box is provided with a bottom 13, front and rear sides 14, and ends 15 16, the latter not extending to the upper edge of the sides 14, but terminating a suitable distance below said edge and having hinged to it the section 17, which may be turned upwardly, as in Fig. 2, upon the upper edge of the end 16 or downwardly, as shown by full lines in Figs. 1 and 4 and by dotted lines in Fig. 2.

The body 10 has at its inner sides 14 and end 15 and above the upper edge of the end 16 the grooves 18 19, respectively, the latter being in the end 15 and provided to receive the left-hand end of the palette 20, which has at its outer end the laterally-extending lugs 21, which when the palette is in position within the box will be within and engaged by the walls of the grooves 18. When the palette 21 is applied to the box, it will be placed directly downwardly through the then open top of the body 10 to about the position in which it is shown in Fig. 1, and thereupon the said palette will be slid inwardly toward the left until its left-hand end is within the groove 19 and the lugs 21 are within the grooves 18, this operation of applying the palette within the box avoiding any necessity of sliding the palette 20 for its full length into the box, to do which would be objectionable and at times prejudicial to the materials which might be placed within the compartment of the body 10 below said palette. The palette 20 is, except at the lugs 21, slightly less in width than the width of the interior of the body 10, and said palette corresponds substantially in length with the length of the interior of said body, this construction permitting the palette 20 to be lowered directly into the body 10 to about the position shown in Fig. 1 and enabling the left-hand end of the palette to rest within the groove 19 while the lugs 21 are within the grooves 18, and the right-hand end of the palette terminates on nearly a vertical line with the inner edge of the end 16.

The cover 11 forms a compartment and is provided on the inner surfaces of its sides and left-hand end with the grooves 22 23, respec-



tively, to receive the stretched canvas 24, the latter being a stiff body and of proper size to snugly fit within the said grooves and terminate at the right-hand edges of the sides of the cover. The cover 11 is entirely open at its right-hand end, and hence the grooves 22 are freely exposed to receive the canvas 24, which may be readily slid into and form said grooves and is by them held from contact with the top of the cover 11 and also from contact with the upper surface of the palette 20. The cover 11 furnishes a very desirable holder for the canvas 24 and allows the latter to be applied to and removed therefrom with entire convenience.

The hinged end section 17 when in its opened position (shown in Figs. 1 and 4) exposes the right-hand ends of the canvas 24 and palette 20, said canvas and palette being released under such condition of said section 17 to be readily withdrawn from the box when desired. When the canvas 24 and palette 20 are in position in their respective grooves and the cover 11 is closed, they may be securely locked therein by simply turning the end section 17 upwardly to the position indicated in Fig. 2 and locking said section by any suitable means, such as a hook 25 and pin 26, to said cover 11. When the section 17 is in its upper or closed position, it will pass into close relation to the right-hand edges of the canvas 24 and palette 20, as shown in Fig. 2, and prevent said canvas and palette from sliding outwardly from their retaining-grooves.

The box of my invention therefore comprises in the preferred construction the body portion 10 and cover 11, said body portion having the grooves 18 19 and hinged section 17 and said cover having the grooves 22 23 and being open at its right-hand end, said section 17 being utilized to complete the closing of the right-hand end of the body 10 and the right-hand end of the cover 11 and lock the canvas 24 and palette 20 within the grooves provided for them. The groove 23 is not entirely essential, because the grooves 22 and section 17 will effectually lock the canvas 24 in place; but the said canvas will be more securely held when the groove 23 is employed to receive its left-hand end. The palette serves as an interior cover for the body 10 and retains below it the articles which may be placed within the lower compartment of the body and prevents anything while the box is being carried from coming into contact with the canvas 24.

In the employment of the box the materials to be carried in the body 10 will be placed therein and preferably a piece of raw cotton or other soft packing spread over the same, and then the palette 20 will be given its position within the grooves 18 19 and the canvas 24 slid into the grooves 22 23, whereupon the section 17 will be turned upwardly, the cover 11 closed, and the hook 25 caused to en-

gage the pin 26, carried by said cover, thus locking the box in its closed position. When it is desired to use the contents of the box, the hook 25 will be freed from the pin 26, the cover 11 opened upwardly, as shown in Fig. 1, and the section 17 turned downwardly, in which condition of the box the canvas and palette are released, to be removed at will, if so desired. The grooves 18 need not extend the entire length of the sides 14, because said grooves only engage the laterally-extending lugs 21 of the palette 20; but when the box is made of wood the sides 14 will be formed from strips containing the grooves 18, and hence it is that the grooves 18 are shown as extending the full length of said sides 14. The grooves 18 19 afford shoulders which hold the palette 20 from contacting with the canvas 24, and the grooves 22 23 hold the canvas 24 from contact with either the top of the cover 11 or the palette 20.

What I claim as my invention, and desire to secure by Letters Patent, is—

1. The artist's sketching-box comprising the body portion, the cover therefor having one end open, and the end portion adapted to be opened and closed and to close said end of said cover when desired, said cover having along the inner surfaces of its sides the grooves to receive and hold the canvas, which becomes locked in position by said end portion when the latter is closed; substantially as and for the purposes set forth.

2. The artist's sketching-box comprising the body portion, the cover therefor having one end open, the end portion adapted to be opened and closed and to close said end of said cover when desired, and an inner removable cover for said body portion, said cover having means to receive and hold at its edges the canvas, and said body portion adjacent to its upper edge having means to receive and hold said inner cover, and said end portion when closed being adapted to lock said canvas and said inner cover in position; substantially as set forth.

3. The artist's sketching-box comprising the body portion, the cover therefor having means to receive and hold the canvas, the end portion adapted to be opened and closed, and the inner cover having at its outer end the lateral extensions, said body portion having an end groove to receive the inner end of said inner cover and side grooves to receive said lateral extensions, and said end portion when closed being adapted to lock said inner cover in position; substantially as set forth.

4. The artist's sketching-box comprising the body portion, the cover therefor, the end portion adapted to be opened and closed at will and the inner cover, said box having means for holding the canvas at its edges above and free from said inner cover, and means for detachably holding said inner cover over the bottom compartment of the box, and



said end portion when closed being adapted to lock said canvas and said inner cover in position; substantially as set forth.

5 The artist's sketching-box comprising the body portion, the compartment-cover therefor open at one edge, the hinged portion to close said opening when desired, and an inner removable cover for said body portion and serving as a palette, said cover having means  
10 to receive and hold at its edges the canvas, and said body portion adjacent to its upper edge having means to receive and hold said

inner cover, and said hinged portion when closed being adapted to lock said canvas and said inner cover in position; substantially as set forth. 15

Signed at New York city, in the county of New York and State of New York, this 16th day of July, A. D. 1904.

JEROME MYERS.

Witnesses:

CHAS. C. GILL,  
ARTHUR MARION.